

Student Services Department Safety & Security

September 26, 2022



Jeremy Bell

Executive Director of Student Services

Mike Frieders


Coordinator of School Safety & Security



Link to Envision 308 Support for Student Learning

Maintain Safe and Nurturing Learning Environments

Success Indicator for 2026 - All staff are trained in strategies for supporting the mental and social emotional safety of students. Students have multiple opportunities to learn skills and strategies to support their own mental and social emotional safety, and that of their peers.




What do we do to keep our SD308 family safe?

- Proactive
- Monitor
- Evaluate
- Response



Proactive

- Reduce vulnerabilities
 - Increase mitigation strategies
 - Evaluate processes and trends
 - Build filters, layers and barriers
- 

Proactive - Point of Entry

- Limited access / entry points
- Camera present at entry point
- Manned point of entry

Proactive - Raptor

Active Visitor Management - Filter

- Links to the Illinois State Police Databases of Registered Sex Offenders
 - Prints photo on all visitor badges
- 

Proactive - Emergency Response Plans (ERP)



- All hazards emergency response plan
- Incident Command System (ICS) and the National Incident Management System (NIMS)
- Fire/hazardous materials
- Medical emergencies
- Severe weather
- Violent criminal acts

Monitoring

- Provide avenues for collecting intelligence
- Completed across multiple platforms
- Continuous and real time
- Collaboration with stakeholders

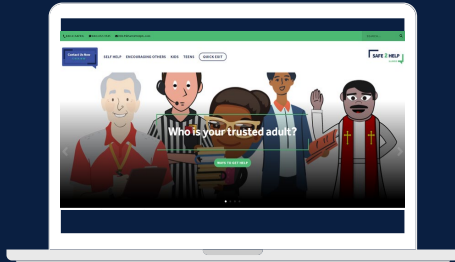
Monitoring - ILSafe2Help

IL Safe 2 Help

Program Components

Student Resources

- Website
 - Self-Help Resources
 - Videos
 - Tips & Tools



Educational Resources

- Mental Health Toolkit
 - Pre-K - 4th grade
 - 5th -8th grade
 - 9th-12th grade



Helpline

- A 24/7 call center
- 5 ways to share information
- External SOP



Marketing Resources

- A digital toolkit
 - Drafted fillable pdf letter
 - Promotional Materials
 - 12 Days of Kindness Social Media Kit
 - Ideas on how to promote the program



SAFE 2 HELP

ILLINOIS

Seek Help Before Harm

Reporting Categories

Critical

- Phone call notification made within twenty (20) minutes.
- Emergency Reports involving immediate or imminent threats of violence.

Standard

- Email notification made within one (1) hour.
- Includes reports such as bullying, vaping, substance abuse, etc.

Other

- Email notification made within four (4) hours
- Reports such as pranks, false reports, request for information, misapplication, general complaints, and incomplete information

INFO@SAFE2HELPIL.COM

Student Reporting Form



Submit a Report

If you or someone you know feels unsafe, please share below. Once the below form is submitted, Safe2Help Illinois will contact a district and/or school administrator with this information. In a life safety situation, Safe2Help Illinois will notify emergency services.

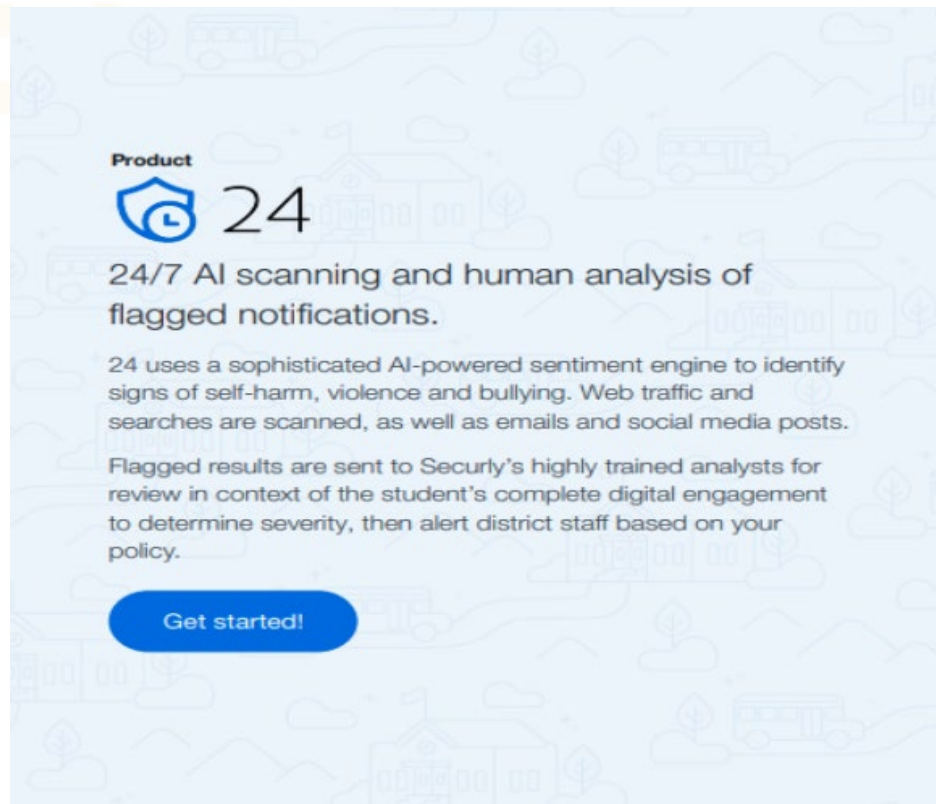
What can I report?

School Name	<input type="text"/>
Who are you?	<input type="text" value="Select..."/>
Where did you hear or see this incident?	<input type="text" value="Select..."/>
When did it happen?	<input type="text" value="8/22/2022"/> @ <input type="text"/>
How many times has this situation happened?	<input type="text" value="Select..."/>
Have you reported this to an adult?	<input type="text" value="Select..."/>
Who was causing harm or talking about causing harm?	<input type="text"/> <small>Include first name, last name and grade if known.</small>
Who was or will be harmed?	<input type="text"/>
Describe what you saw or heard.	<input type="text"/>
What is your name?	<input type="text" value="Optional"/>
If you would like someone to contact you, please add your email or phone number here.	<input type="text" value="Optional"/>



Monitoring - Securly

What is Securly?

A light blue background with faint line-art icons of schools, buses, and trees. The text is in a clean, sans-serif font. A blue shield icon with a white 'L' is next to the number '24'.

Product

24

24/7 AI scanning and human analysis of flagged notifications.

24 uses a sophisticated AI-powered sentiment engine to identify signs of self-harm, violence and bullying. Web traffic and searches are scanned, as well as emails and social media posts.

Flagged results are sent to Securly's highly trained analysts for review in context of the student's complete digital engagement to determine severity, then alert district staff based on your policy.


[Get started!](#)

- Web searches
- Email
- SD308 Google Suite (e.g. Google Docs)


Securly Protocol Risk Levels

- Low
- Moderate
- Increase Moderate
- Extreme Risk


Monitor - Cameras

- Total cameras in the District: 798 cameras
 - High Schools: 270 cameras between both buildings
 - Junior High: 40 - 60 cameras per building
 - Early Childhood / Elementary
 - Less than 10 cameras: 7 buildings
 - Between 10 - 30 cameras: 3 buildings
 - Over 30 cameras: 4 buildings
- 

Monitoring - Cameras

- Increase camera utilization in all buildings
 - Collaboration
 - Site visits with Building staff & administrators
 - Planning meetings with Technology and Operations
 - Benchmarking by level
 - Next phases - full building coverage and refresh cycle
 - Phase 1 - Adding cameras to buildings - *currently underway*
- 

Evaluate

- Define problem
 - Understand the contributing factors
 - Fact-based analysis
 - Follow a general process / guide
 - Utilize multiple sources
- 

Evaluate - Threat Assessment

Threat Assessment team members review and discuss district needs:



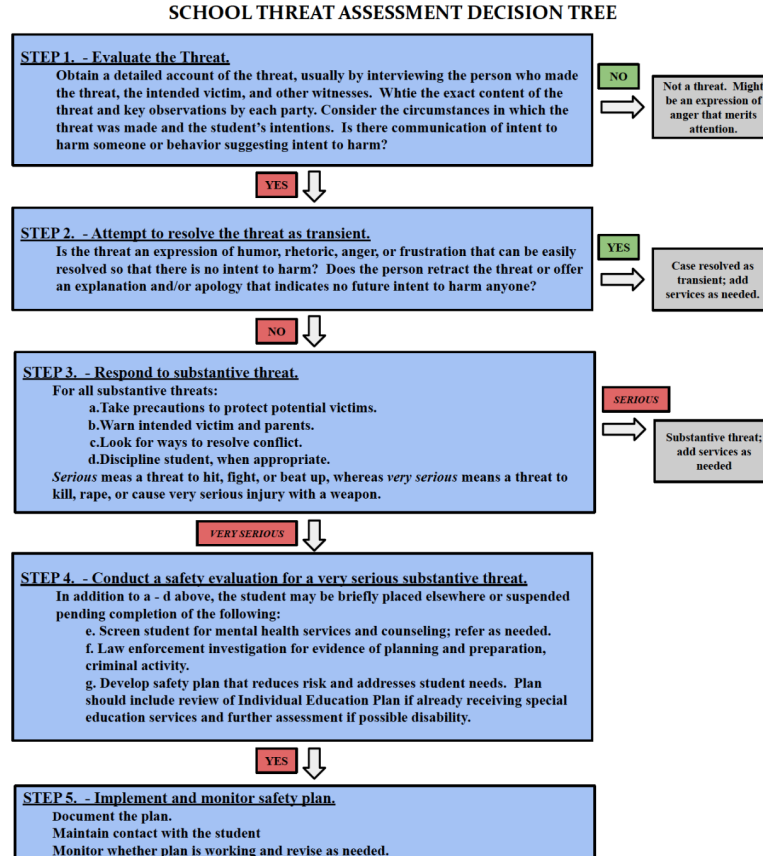
- Threat Assessment Leadership team members meet once a month
- Threat Assessment Advisory team meets 2-3 times per school year

School Code


Illinois School Districts must have teams with required representation as follows: School districts must establish a threat assessment team and submit procedures to the local ROE prior to the onset of the 22/23 school year. The Act details the individuals that must be a part of the team. The team will include:

1. Administrator(s) employed by the district or a special education cooperative that serves the district.
2. A teacher employed by the district or cooperative.
3. A school counselor employed by the district or cooperative.
4. A school psychologist employed by the district or cooperative.
5. A school social worker employed by the district or cooperative.
6. At least one law enforcement official.

School Threat Assessment Decision Tree



Response

- Define problem to determine response needed
 - Activate plans & procedures
 - Two-way communication with families & community
 - Interact with first responders
- 

Response - A.L.I.C.E.

- A.L.I.C.E: Alert, Lockdown, Inform, Counter, Evacuate - *one of the most recognized responses in effectively interrupting an active shooter situation from creating a mass casualty incident*
- There is no one specific fool proof method in defending against an armed intruder in one of our buildings. But we can strive to harden the target and our response in the event of the need for an emergency response.

Response - A.L.I.C.E.

Awareness and Communication

- Situational awareness
- Alert
- Inform

Response Options

- Evacuate
- Lockdown
- Counter



Response - 9-1-1



Emergency Protocol for 9-1-1 Calls

Contributions to All Areas of Safety & Security

- School Resource Officers
- Coordinator of School Safety & Security
- All District Staff & Students
 - Learning & Practice
 - Implementation of all pillars

Next Steps

- Camera Project
- Radio Project
- Reunification Plans
- Threat Assessment Team
- ALICE eLearning Modules deployment
- Life Safety Evaluations with Regional Office of Education (ROE)

Question & Answer