



January 3, 2018

Jeremy Dotson

VIA EMAIL – jjdotson1@aol.com

Re: FOIA Request Dated December 20, 2017 and received December 20, 2017

Subject: A copy of the following documents for Bednarcik JH; Boulder Hill Elementary; Brokaw Early Learning Center; Churchill Elementary; Fox Chase Elementary; Grande Park Elementary; Homestead Elementary; Hunt Club Elementary; Lakewood Creek Elementary; Long Beach Elementary; Murphy JH; Old Post Elementary; Oswego East HS; Oswego HS; Plank JH; Prairie Point Elementary; Southbury Elementary; The Wheatlands Elementary; Thompson JH; Traughber JH and Wolf's Crossing Elementary:

1. Most recent life safety building costs report as provided by the school's architect.
2. All building floor plans with classrooms numbers.
3. Class Roster summarized by total student count, by classroom number, grade level, core subject and by teacher name as of Wednesday, November 1, 2017.
4. Student enrollment counts as originally reported to ISBE as of November 1 2017. The student enrollment counts should be summarized by grade level and by school building.
5. Copy of the most recent CPA financial audit with bond schedule.
6. Copy of the total teacher, administrator, teacher aide and support staff FTW count as of November 1, 2017.
7. Copy of the total budgeted salaries for each group; teacher, administrator, teacher aide and support staff.
8. ISBE GSA Audit finding report and repayment schedule regarding the GSA student enrollment error.

Dear Mr. Dotson:

This letter will serve as Community Unit School District 308's response to your December 20, 2017 request under the Freedom of Information Act (5 ILCS 140/1 et seq.), in which you asked for the above referenced information. The majority of information responsive to your request is attached. The additional responses to questions 6 & 7 will follow.

To promote district transparency and assist others who may have a similar question, this responsive document will be posted online on the district's website. To access it, go to www.sd308.org and select *Our District > Freedom of Information Act Request > FOIA Request Responses*, then select *FOIA ID #17-32*.

Please be advised that to comply with your FOIA request, the district incurred an expense that comprised of the cost of labor and resources used to search for records responsive to your request.

Please let me know if you have additional questions. Thank you.

A handwritten signature in black ink, appearing to read "Theresa Komitas".

Theresa Komitas
Freedom of Information Officer



Board of Education Presentation
September 18, 2017



10-Year Life Safety Survey Report Overview

for the following buildings:

Boulder Hill Elementary School
Churchill Elementary School
East View Kindergarten Center /
District Administration Center
Fox Chase Elementary School
Grande Park Elementary School
Homestead Elementary School
Hunt Club Elementary School
Lakewood Creek Elementary School
Long Beach Elementary School
Old Post Elementary School
Prairie Point Elementary School
Southbury Elementary School
The Wheatlands Elementary School
Wolf's Crossing Elementary School

Bednarcik Junior High School
Murphy Junior High School
Plank Junior High School
Thompson Junior High School
Traugher Junior High School

Oswego East High School
Oswego High School

Brokaw Early Learning Center

Introduction and History

School districts in Illinois have been mandated by the State to have each of their schools surveyed for life safety and other issues every 10 years, and to have a report prepared that certifies the buildings are in compliance with applicable codes, or describes the work required to bring its facilities into compliance.

Kluber Architects + Engineers has been engaged by District 308 to have its qualified professionals conduct the surveys and prepare the report for its 14 elementary schools, 5 junior high schools, 2 high schools and its early learning center.

Current stats:

- 22 school buildings totaling over 3.2 million square feet of building space
- Over 540 acres of property
- 6 additional buildings since last survey
- Major additions/remodeling to 9 buildings since last survey



Process and Methodology

1. Qualified professionals survey school buildings to determine compliance with the Health Life Safety Code for Public Schools, Part 180. Depending on the age of the school, varying code requirements apply to each building. Any violations found are prioritized in accordance with the following:
 - a. **Urgent:** Items that present an immediate hazard to the safety of students. These violations must be addressed within 1 year. Examples: Structural; egress; fire protection; fire detection.
 - b. **Required:** Items that are necessary for a safe environment, but present less of an immediate hazard to the safety of students. These violations must be addressed within 5 years.
 - c. **Recommended:** Items that do not present any immediate hazard to the students. Examples: Energy conservation; security; repair of school sidewalks, playgrounds, or parking lots; accessibility.

The qualified professionals then prepare a report documenting the violations and recommended actions to be taken to correct the violations, including associated costs. They also update the Safety Reference Plans and Safety Reference Documents for the buildings.



Process and Methodology (continued)

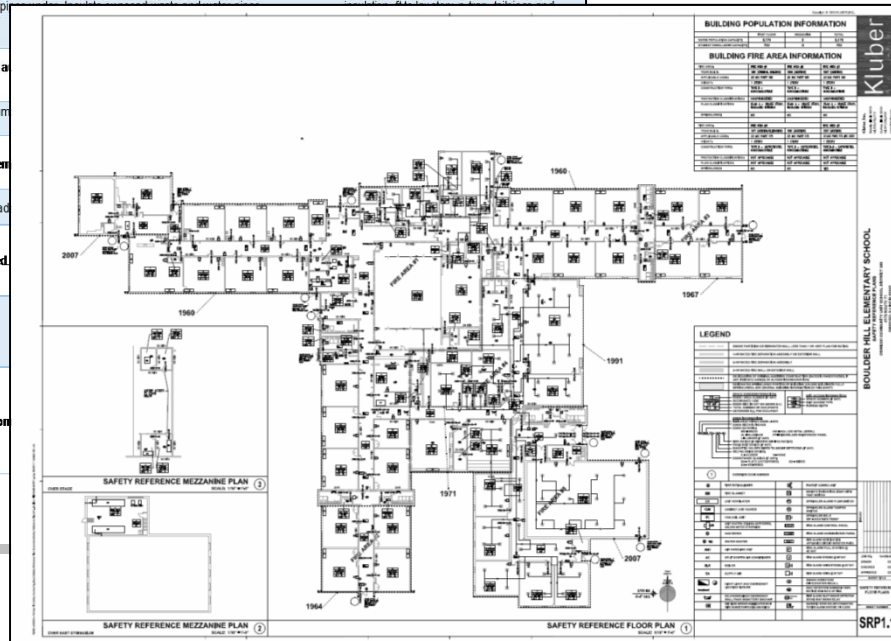


Project: Community Unit District 308 - 10-Year Life Safety Survey
Project No: 15-158-994

Ten-Year Safety Survey Report > Violation/Work Items Listing

Applicable Codes: Part 165 (original building); Part 175 (additions through 1991); IBC 2003 (2007 addition)

| 1. COUNTY CODE | | | 2. DISTRICT CODE/NAME | | | 3. FACILITY CODE/NAME | | |
|----------------|---|---------------|---|--|--|-----------------------|---|-------|
| 047 | | | 3080 / COMMUNITY UNIT SCHOOL DISTRICT 308 | | | 2004 / B | | |
| ITEM ID. | LOCATION(S) & ROOM NUMBER(S) | PRIORITY CODE | RULE VIOLATED | DESCRIPTION OF THE VIOLATION | RECOMMENDATION TO CORRECT VIOLATION | ACTION I.D. | SPECIFICATIONS | UN ME |
| 1 | Four exterior locations | b | IPC 890.1140 e) 1) | Existing hose bibs do not have any protection against back siphonage and backflow. | Provide hose bib with atmospheric vacuum breaker. | f | Hose connection type anti-siphon vacuum breaker to prevent backsiphonage. ANSI A112.13, ASSE Standard 1011. | |
| 2 | Classroom 3, Women's restroom near classroom 22 | c | Recommended | Water closet flush control is not mounted on wide side of toilet area. | Provide sensor activated flush valve in place of manual flush valve. | f | Diaphragm type with vacuum breaker, sensor operated type, battery powered, infrared sensor and over-ride push button. ASME A112.18.1. | |
| 3 | Classroom A104, A106 | a | IAC 400.310 n) 7) D) | Insulation is missing on exposed pipe at ADA sink. | | | Provide fully molded closed cell vinyl | |
| 4 | Work room | b | IPC 890.680 (c) | Lavatory is not equipped with an automatic water mixing valve. | | | | |
| 5 | Storage near stage | b | IPC 890.1200 c) | Dead end water pipes where plumbing fixtures have been removed | | | | |
| 6 | Janitors' Closet | c | Recommended | No exhaust air in closets with chemicals | | | | |
| 7 | Art room | c | Recommended | Kiln exhaust to remove heat not adequate | | | | |
| 8 | Mechanical Room | b | NFPA 13 | Only portion of room is sprinklered | | | | |
| 9 | Classroom 30 | a | 185.550a | Exposed wire in classroom | | | | |
| 10 | Various Classrooms | c | 185.550a | Insufficient receptacles in classroom | | | | |



www.kluberinc.com

SAFETY REFERENCE DOCUMENT

NAME OF SCHOOL: Boulder Hill Elementary School
DATE OF REPORT: [Publish Date]

DESCRIPTION OF EXISTING CONDITIONS

I) GENERAL

ENROLLMENT: Grades K-5; 654 students; rising.

CONSTRUCTION: Type II - Noncombustible (per 23 Ill. Adm. Code 185)
Type II - Unprotected Noncombustible (per 23 Ill. Adm. Code 175).

MEANS OF EGRESS: Adequate in arrangement, size and protection except where indicated otherwise elsewhere in this report.

LOCAL FIRE ALARM SYSTEM: Fully protected premises supervised by a remote supervising facility.

NEAREST FIRE STATION: Oswego Fire Protection District Station 2, 2200 Weisbrook Drive, Oswego.

CITY WATER: 4" domestic service entering building from main at Boulder Hill Pass; metered in Storage Room on north side of building next to Classroom 24. Water service is protected with a reduced pressure zone backflow preventer.

6" fire protection service entering building from main at Boulder Hill Pass; located in Storage Room on north side of building next to Classroom 24. Water service is protected with double check selector backflow preventer.

Original building - 1960; 4-classroom extension to south wing - 1964; 4-classroom extension to east wing - 1967; cafeteria, lounge and kitchen added and/or renovated - 1971; LRC and classroom addition - 1991; construction of new addition(s) is currently underway.

One story building with mechanical mezzanines above north and south ends of stage.

Boulder Office
10 South Shumway Avenue
Boulder, Illinois 60010
630.406.1213

Gurnee Office
4212 Old Grand Avenue, Suite 101
Gurnee, Illinois 60031
847.336.3428

100 12/31/2018

100 12/31/2027

Process and Methodology (continued)

2. Board of Education reviews the report and approves the recommendations for corrective action. The District may decide to utilize fire prevention and safety funds to accomplish portions of the work required to bring buildings into compliance.
3. Qualified professional enters the violations found for each building into the ISBE Web Application Security (IWAS) online system and uploads supporting documents (i.e. Safety Reference Plans and Safety Reference Documents) to the system. Together, all of this information makes up the Ten Year Safety Survey Report for each building. The qualified professional also submits a certified Application for Approval through the IWAS system, accompanying the Report.
4. If the Board of Education decides to utilize fire prevention and safety funds to accomplish any portion of the work, the qualified professional also opens a Health and Life Safety Amendment within the IWAS system and prepares a Certificate of Need to be sent to the Regional Superintendent.
5. If fire prevention and safety funds will be used for paving work, the District must hold a public hearing on the matter.
6. Board of Education approves and submits to the Regional Superintendent the Ten Year Safety Survey Report (and associated HLS Amendment, if present) through the IWAS system.



Process and Methodology (continued)

7. Regional Superintendent reviews and approves the Application and Report and issues a Certificate of Approval (or notifies the District of any deficiencies in either).
8. State Superintendent reviews the Application and Report and issues a Certificate of Approval (or notifies the District of any deficiencies).
9. If an HLS Amendment was opened in the IWAS system, the Regional Superintendent issues an Order of Effect. This needs to be submitted by the District, along with Certificates of Approval from the Regional and State Superintendents, to the County Clerk.
10. The District reports to the Regional Superintendent annually on the progress towards completion of any work towards correcting the violations cited in the Report.



Executive Summary

Key Points:

- District facilities are in good condition, overall.
- Certain improvements are not eligible for inclusion in a Ten Year Life Safety Survey. Examples include: new air conditioning systems, new sprinkler systems.
- 308 Center is not included in this Ten Year Life Safety Survey, because it will not be occupied by students, beginning January, 2018.



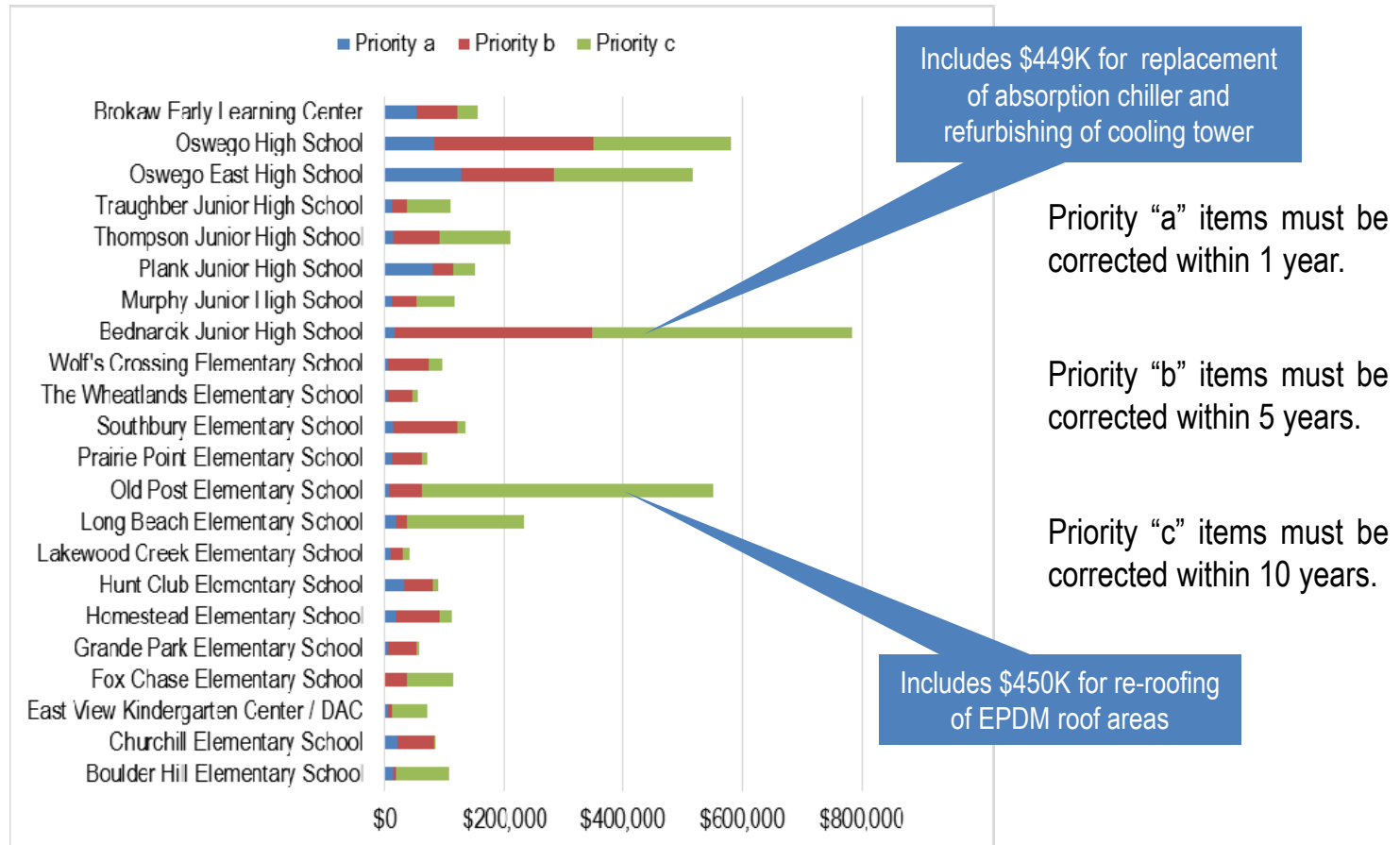
Executive Summary

Summary of Findings:

- Approximately \$4.46 million in total projected costs over the 10 year period
 - \$560,000 in violations classified as “a” priority – requiring correction within 1 year.
 - \$1.65 million in violations classified as “b” priority” – requiring correction within 5 years.
 - \$2.25 million in recommended corrections and improvements classified as “c” priority – requiring correction within 10 years.



District Costs By School By Priority



10 Year Life Safety Survey Costs Summary

Community Unit School District 308

| Bldg # | School | Year | | 2018 | 2022 | 2027 | Total Expenditures | Average Annual Expenditures | |
|--------|-------------------------------------|-----------------------|-------------------|------------|-------------|-------------|--------------------|-----------------------------|--------------|
| | | Students ¹ | Feet ² | Priority a | Priority b | Priority c | by building | per student | per sq. foot |
| 8193 | Boulder Hill Elementary School | -565 | 77,853 | \$12,857 | \$5,600 | \$90,235 | \$108,692 | \$19.24 | \$0.14 |
| 10985 | Churchill Elementary School | -596 | 78,798 | \$20,520 | \$60,323 | \$4,800 | \$85,643 | \$14.37 | \$0.11 |
| 8197 | East View Kindergarten Center / DAC | -117 | 104,685 | \$5,771 | \$5,132 | \$59,552 | \$70,454 | \$60.22 | \$0.07 |
| 8194 | Fox Chase Elementary School | -586 | 81,815 | \$1,100 | \$37,552 | \$75,911 | \$114,563 | \$19.55 | \$0.14 |
| 12564 | Grande Park Elementary School | -589 | 73,459 | \$5,815 | \$47,232 | \$5,140 | \$58,187 | \$9.88 | \$0.08 |
| 8198 | Homestead Elementary School | -639 | 71,711 | \$17,185 | \$75,480 | \$20,881 | \$113,546 | \$17.77 | \$0.16 |
| HC | Hunt Club Elementary School | 688 | 86,569 | \$32,780 | \$46,837 | \$10,450 | \$90,067 | \$13.09 | \$0.10 |
| 8196 | Lakewood Creek Elementary School | 766 | 90,108 | \$9,250 | \$20,990 | \$11,500 | \$41,740 | \$5.45 | \$0.05 |
| 8191 | Long Beach Elementary School | 538 | 87,944 | \$18,650 | \$19,707 | \$196,200 | \$234,557 | \$43.60 | \$0.27 |
| 8192 | Old Post Elementary School | 440 | 62,279 | \$6,240 | \$56,771 | \$488,300 | \$551,311 | \$125.30 | \$0.89 |
| 11177 | Prairie Point Elementary School | -505 | 78,798 | \$11,030 | \$50,475 | \$10,200 | \$71,705 | \$14.20 | \$0.09 |
| SE | Southbury Elementary School | -574 | 86,569 | \$14,423 | \$106,703 | \$14,050 | \$135,176 | \$23.55 | \$0.16 |
| 8195 | The Wheatlands Elementary School | -608 | 73,998 | \$4,425 | \$41,150 | \$10,350 | \$55,925 | \$9.20 | \$0.08 |
| 11176 | Wolf's Crossing Elementary School | -530 | 78,798 | \$5,830 | \$66,613 | \$24,400 | \$96,843 | \$18.27 | \$0.12 |
| 8199 | Bednarcik Junior High School | -712 | 179,417 | \$14,864 | \$332,326 | \$436,125 | \$783,315 | \$110.02 | \$0.44 |
| 12767 | Murphy Junior High School | 746 | 193,000 | \$10,932 | \$41,975 | \$63,480 | \$116,367 | \$15.60 | \$0.06 |
| 11380 | Plank Junior High School | -862 | 193,000 | \$78,775 | \$36,029 | \$36,637 | \$151,441 | \$17.57 | \$0.08 |
| 8203 | Thompson Junior High School | -896 | 175,103 | \$14,025 | \$79,875 | \$118,380 | \$212,280 | \$23.69 | \$0.12 |
| 12766 | Traughber Junior High School | 1,151 | 193,000 | \$10,535 | \$27,678 | \$71,410 | \$109,623 | \$9.52 | \$0.06 |
| 7932 | Oswego East High School | -2,614 | 572,870 | \$127,169 | \$156,107 | \$233,800 | \$517,076 | \$19.78 | \$0.09 |
| 8204 | Oswego High School | 2,780 | 521,209 | \$83,375 | \$265,969 | \$233,022 | \$582,366 | \$20.95 | \$0.11 |
| BR | Brokaw Early Learning Center | -421 | 39,476 | \$54,062 | \$67,600 | \$34,500 | \$156,162 | \$37.09 | \$0.40 |
| Totals | | 17,923 | 3,200,459 | \$559,613 | \$1,648,123 | \$2,249,301 | \$4,457,037 | \$24.87 | \$0.14 |

Notes:

- 1 Source: Community Unit School District 308; Enrollment and Capacity Report generated September 5, 2017; negative numbers indicated declining enrollment.
- 2 Source: Community Unit School District 308 School Dudes PM Direct Module; 2014/15 data



District Board of Education Presentation
September 18, 2017



10-Year Life Safety Survey Report Overview

Thank you for your time and consideration!

Questions?

| Current Building | Current Building Name | Grade | Name - Homeroom Primary Teacher | Cls Size |
|------------------|-------------------------|-------|---------------------------------|----------|
| 11 | Boulder Hill Elementary | 01 | Bizzocchi, A | 22 |
| 11 | Boulder Hill Elementary | 01 | Brunschcen, J | 20 |
| 11 | Boulder Hill Elementary | 01 | Lopez, Z | 22 |
| 11 | Boulder Hill Elementary | 01 | Mikolay, E | 18 |
| 11 | Boulder Hill Elementary | 01 | Moore, K | 20 |
| 11 | Boulder Hill Elementary | 02 | Babb, S | 21 |
| 11 | Boulder Hill Elementary | 02 | Farries, B | 13 |
| 11 | Boulder Hill Elementary | 02 | Haupt, J | 22 |
| 11 | Boulder Hill Elementary | 02 | Hernandez, Cristina | 14 |
| 11 | Boulder Hill Elementary | 02 | Morelli, B | 23 |
| 11 | Boulder Hill Elementary | 03 | Harris, M | 23 |
| 11 | Boulder Hill Elementary | 03 | Hisey, M | 22 |
| 11 | Boulder Hill Elementary | 03 | Jamroz, K | 21 |
| 11 | Boulder Hill Elementary | 03 | Wooden, A | 23 |
| 11 | Boulder Hill Elementary | 04 | Blue, K | 24 |
| 11 | Boulder Hill Elementary | 04 | Medina, E | 23 |
| 11 | Boulder Hill Elementary | 04 | Roszkowiak, C | 24 |
| 11 | Boulder Hill Elementary | 04 | Vanatta, T | 25 |
| 11 | Boulder Hill Elementary | 05 | Krantz, L | 23 |
| 11 | Boulder Hill Elementary | 05 | Latzke, C | 23 |
| 11 | Boulder Hill Elementary | 05 | Osuch, M | 21 |
| 11 | Boulder Hill Elementary | 05 | Rodriguez, Desiree | 17 |
| 11 | Boulder Hill Elementary | 05 | | 1 |
| 11 | Boulder Hill Elementary | KE | Klingberg, M | 27 |
| 11 | Boulder Hill Elementary | KE | Marshall, P | 25 |
| 11 | Boulder Hill Elementary | KE | Mateus, M | 17 |
| 11 | Boulder Hill Elementary | KE | Ruffo Petrizz, K | 18 |
| 11 | Boulder Hill Elementary | KE | Wessels, J | 17 |
| 11 | Boulder Hill Elementary | KF | Marshall, P | 1 |
| 13 | Long Beach Elementary | 01 | Johnson, Diane | 21 |
| 13 | Long Beach Elementary | 01 | Mederich, Janis | 20 |
| 13 | Long Beach Elementary | 01 | Rogers, Katie | 19 |
| 13 | Long Beach Elementary | 01 | Wilson, Caitlin | 18 |
| 13 | Long Beach Elementary | 01 | | 1 |
| 13 | Long Beach Elementary | 02 | Day, Cassie | 20 |
| 13 | Long Beach Elementary | 02 | Reuter, Jennifer | 20 |
| 13 | Long Beach Elementary | 02 | Ruddy, Susan | 19 |
| 13 | Long Beach Elementary | 02 | Simmons, Tiffani | 17 |
| 13 | Long Beach Elementary | 03 | Brummel, Julie | 22 |
| 13 | Long Beach Elementary | 03 | Garrabrant, Anne | 21 |
| 13 | Long Beach Elementary | 03 | Linker, Megan | 22 |
| 13 | Long Beach Elementary | 03 | Lockwood, Rebekah | 20 |
| 13 | Long Beach Elementary | 03 | Schmidt, Amy | 21 |
| 13 | Long Beach Elementary | 03 | | 4 |
| 13 | Long Beach Elementary | 04 | Cavello, Michael | 23 |
| 13 | Long Beach Elementary | 04 | Gabris, Michelle | 23 |
| 13 | Long Beach Elementary | 04 | Loftus, Jill | 24 |
| 13 | Long Beach Elementary | 04 | Tammy Tomter | 23 |
| 13 | Long Beach Elementary | 05 | Brandwein, K. | 21 |
| 13 | Long Beach Elementary | 05 | Daleiden, Andrea | 22 |
| 13 | Long Beach Elementary | 05 | Ewalt, Marilyn | 22 |

| | | | |
|--------------------------|----|--------------------|----|
| 13 Long Beach Elementary | 05 | Peterson, Mary | 21 |
| 13 Long Beach Elementary | 05 | Zerfas, Brian | 20 |
| 13 Long Beach Elementary | KA | Pulsa, Kristin | 1 |
| 13 Long Beach Elementary | KA | Stukel, Brittany | 2 |
| 13 Long Beach Elementary | KA | | 1 |
| 13 Long Beach Elementary | KE | Bigus, Linda | 19 |
| 13 Long Beach Elementary | KE | Harrison, Jennifer | 20 |
| 13 Long Beach Elementary | KE | Pulsa, Kristin | 20 |
| 13 Long Beach Elementary | KE | Stukel, Brittany | 17 |
| 13 Long Beach Elementary | KE | | 1 |
| 14 Old Post Elementary | 01 | Blocker, Susan | 19 |
| 14 Old Post Elementary | 01 | Egdorf, Jill | 18 |
| 14 Old Post Elementary | 01 | Kokot, Stacy | 11 |
| 14 Old Post Elementary | 01 | Thomas, Stephanie | 19 |
| 14 Old Post Elementary | 02 | Jones, Carrie | 28 |
| 14 Old Post Elementary | 02 | Miles, Dana | 26 |
| 14 Old Post Elementary | 02 | Modaff, Stephanie | 26 |
| 14 Old Post Elementary | 02 | Wunderlich, Kellie | 13 |
| 14 Old Post Elementary | 03 | Poplawski, Ellen | 24 |
| 14 Old Post Elementary | 03 | Popp, Candace A | 15 |
| 14 Old Post Elementary | 03 | Sanders, Mischelle | 22 |
| 14 Old Post Elementary | 03 | Torrez, Kathy | 21 |
| 14 Old Post Elementary | 03 | | 2 |
| 14 Old Post Elementary | 04 | Long, Stephanie | 13 |
| 14 Old Post Elementary | 04 | Peterson, Julie | 23 |
| 14 Old Post Elementary | 04 | Pierski, Sueann | 21 |
| 14 Old Post Elementary | 04 | Retterer, Renee | 22 |
| 14 Old Post Elementary | 05 | Alesia, Christine | 20 |
| 14 Old Post Elementary | 05 | Krier, Amy | 20 |
| 14 Old Post Elementary | 05 | Lazansky, Kaitlin | 20 |
| 14 Old Post Elementary | KA | Ketterhagen, Sarah | 1 |
| 14 Old Post Elementary | KE | Ivanitz, Linda C | 12 |
| 14 Old Post Elementary | KE | Ketterhagen, Sarah | 23 |
| 14 Old Post Elementary | KE | Lesko, Kristi | 23 |
| 14 Old Post Elementary | KE | Weber, Sara | 23 |
| 15 Fox Chase Elementary | 01 | Arrocena, Alyssa | 5 |
| 15 Fox Chase Elementary | 01 | Benda, Christine | 23 |
| 15 Fox Chase Elementary | 01 | Hinz, Dawn | 22 |
| 15 Fox Chase Elementary | 01 | Incandela, Amy | 2 |
| 15 Fox Chase Elementary | 01 | Kreitzer, Julie | 24 |
| 15 Fox Chase Elementary | 01 | Poss, Kirbie | 24 |
| 15 Fox Chase Elementary | 02 | Arrocena, Alyssa | 5 |
| 15 Fox Chase Elementary | 02 | Keck, Megan | 23 |
| 15 Fox Chase Elementary | 02 | Kral, Elizabeth | 24 |
| 15 Fox Chase Elementary | 02 | Meier, Elizabeth | 24 |
| 15 Fox Chase Elementary | 02 | Stoeckel, Julia | 22 |
| 15 Fox Chase Elementary | 03 | Hager, Jennifer | 17 |
| 15 Fox Chase Elementary | 03 | Piechowski, Amber | 19 |
| 15 Fox Chase Elementary | 03 | Simon, Sharon | 3 |
| 15 Fox Chase Elementary | 03 | VanDeVeire, Corrin | 21 |
| 15 Fox Chase Elementary | 03 | Wayne, J/Braun, J | 20 |
| 15 Fox Chase Elementary | 03 | Wayne, J/Braun, J | 20 |

| | | | |
|------------------------------|----|----------------------|----|
| 15 Fox Chase Elementary | 04 | Johanns, Richard | 25 |
| 15 Fox Chase Elementary | 04 | O'Brien, Debra | 25 |
| 15 Fox Chase Elementary | 04 | Simon, Sharon | 8 |
| 15 Fox Chase Elementary | 04 | Soumar, Kerri | 25 |
| 15 Fox Chase Elementary | 04 | Stratton, Paige | 6 |
| 15 Fox Chase Elementary | 04 | Williams, Erin | 23 |
| 15 Fox Chase Elementary | 05 | Miller, Ronne | 24 |
| 15 Fox Chase Elementary | 05 | Nichols, James | 24 |
| 15 Fox Chase Elementary | 05 | Proczko, Natalie | 24 |
| 15 Fox Chase Elementary | 05 | Shadle, Tammy | 23 |
| 15 Fox Chase Elementary | 05 | Stratton, Paige | 3 |
| 15 Fox Chase Elementary | 05 | Szwaya, Andrea | 25 |
| 15 Fox Chase Elementary | KA | Klotz, Jennifer | 1 |
| 15 Fox Chase Elementary | KE | Klotz, Jennifer | 21 |
| 15 Fox Chase Elementary | KE | Luchyn, Elizabeth | 21 |
| 15 Fox Chase Elementary | KE | Wormley, Kendall | 21 |
| 15 Fox Chase Elementary | KF | Incandela, Amy | 7 |
| 15 Fox Chase Elementary | KF | Klotz, Jennifer | 1 |
| 15 Fox Chase Elementary | KF | Luchyn, Elizabeth | 1 |
| 16 The Wheatlands Elementary | 01 | Greifenkamp, Mary | 26 |
| 16 The Wheatlands Elementary | 01 | Gruben, Christine | 23 |
| 16 The Wheatlands Elementary | 01 | Mann, Megan | 24 |
| 16 The Wheatlands Elementary | 01 | Porter, Jennifer | 21 |
| 16 The Wheatlands Elementary | 02 | Maddox, Tami | 26 |
| 16 The Wheatlands Elementary | 02 | Potter, Katie | 26 |
| 16 The Wheatlands Elementary | 02 | Richmond, Barbara | 26 |
| 16 The Wheatlands Elementary | 02 | Siebel, Julie | 27 |
| 16 The Wheatlands Elementary | 02 | | 1 |
| 16 The Wheatlands Elementary | 03 | Butkus, Melissa | 28 |
| 16 The Wheatlands Elementary | 03 | Graham, Emily | 26 |
| 16 The Wheatlands Elementary | 03 | King, Anne | 27 |
| 16 The Wheatlands Elementary | 03 | Rost, Susan | 26 |
| 16 The Wheatlands Elementary | 03 | | 1 |
| 16 The Wheatlands Elementary | 04 | Goodyear, Nicole | 21 |
| 16 The Wheatlands Elementary | 04 | Kamin, Jolene | 22 |
| 16 The Wheatlands Elementary | 04 | McDermott, Mallory | 22 |
| 16 The Wheatlands Elementary | 04 | Olson, Steve | 26 |
| 16 The Wheatlands Elementary | 04 | Ward, Sandra | 21 |
| 16 The Wheatlands Elementary | 05 | Fisher, Angie | 22 |
| 16 The Wheatlands Elementary | 05 | McCullough, Courtney | 24 |
| 16 The Wheatlands Elementary | 05 | Nagel, Jenny | 20 |
| 16 The Wheatlands Elementary | 05 | Ricca, Heather | 23 |
| 16 The Wheatlands Elementary | 05 | Rogers, Alexander | 24 |
| 16 The Wheatlands Elementary | KE | Halper, Jennifer | 21 |
| 16 The Wheatlands Elementary | KE | Janor, Jaclyn | 20 |
| 16 The Wheatlands Elementary | KE | Petersohn, Kristen | 21 |
| 16 The Wheatlands Elementary | KE | Schweers, Stephanie | 20 |
| 16 The Wheatlands Elementary | KE | | 1 |
| 17 Homestead Elementary | 01 | Lowe, Lindsey | 24 |
| 17 Homestead Elementary | 01 | Sette, Valerie | 24 |
| 17 Homestead Elementary | 01 | Vitanovec, Karen | 23 |
| 17 Homestead Elementary | 01 | Zuckerman, Gretchen | 24 |

| | | | |
|------------------------------|----|---------------------|----|
| 17 Homestead Elementary | 02 | Cumblad, Julie | 24 |
| 17 Homestead Elementary | 02 | Jordan, Karen | 24 |
| 17 Homestead Elementary | 02 | Moore, Dana | 24 |
| 17 Homestead Elementary | 02 | Pool, Cadi | 24 |
| 17 Homestead Elementary | 02 | Rusin, Jen | 22 |
| 17 Homestead Elementary | 03 | Baughman, Allison | 27 |
| 17 Homestead Elementary | 03 | Egeland, Krista | 28 |
| 17 Homestead Elementary | 03 | Navar, Heather | 27 |
| 17 Homestead Elementary | 03 | Rudnick, Natasha | 28 |
| 17 Homestead Elementary | 04 | Blaylock, Alisha | 28 |
| 17 Homestead Elementary | 04 | Curran, Sara | 28 |
| 17 Homestead Elementary | 04 | Wilson, Julie | 30 |
| 17 Homestead Elementary | 04 | Wyss, Kim | 29 |
| 17 Homestead Elementary | 05 | Guzauskas, Sarah | 30 |
| 17 Homestead Elementary | 05 | Perry, Edward | 30 |
| 17 Homestead Elementary | 05 | Stortz, Tara | 30 |
| 17 Homestead Elementary | 05 | Weber, Sara | 28 |
| 17 Homestead Elementary | 05 | Williams, Joyce | 5 |
| 17 Homestead Elementary | KA | Manuel, Amy | 1 |
| 17 Homestead Elementary | KE | Darby, Heather L | 22 |
| 17 Homestead Elementary | KE | Demerath, Patricia | 21 |
| 17 Homestead Elementary | KE | Manuel, Amy | 20 |
| 17 Homestead Elementary | KE | Rainaldi, Julie | 22 |
| 18 Lakewood Creek Elementary | 01 | Considine, Kristin | 25 |
| 18 Lakewood Creek Elementary | 01 | Gerry, Jacqueline | 25 |
| 18 Lakewood Creek Elementary | 01 | Hutchison, Katelyn | 24 |
| 18 Lakewood Creek Elementary | 01 | Rzeppa, Sheryl | 25 |
| 18 Lakewood Creek Elementary | 01 | Wieschhaus, Hillary | 24 |
| 18 Lakewood Creek Elementary | 02 | DiFiore, Courtney | 27 |
| 18 Lakewood Creek Elementary | 02 | Foster, Carrie | 26 |
| 18 Lakewood Creek Elementary | 02 | Grigsby, Shelley | 28 |
| 18 Lakewood Creek Elementary | 02 | Malone, Jennifer | 28 |
| 18 Lakewood Creek Elementary | 02 | Wood, Carla | 27 |
| 18 Lakewood Creek Elementary | 02 | | 1 |
| 18 Lakewood Creek Elementary | 03 | Builta, Haley | 26 |
| 18 Lakewood Creek Elementary | 03 | Buono, Nick | 25 |
| 18 Lakewood Creek Elementary | 03 | Hake, Shannon | 27 |
| 18 Lakewood Creek Elementary | 03 | Maloney, Jennifer | 27 |
| 18 Lakewood Creek Elementary | 03 | Miller, Tammy | 26 |
| 18 Lakewood Creek Elementary | 04 | Boyd, Kaitlin | 25 |
| 18 Lakewood Creek Elementary | 04 | Donaldson, James | 25 |
| 18 Lakewood Creek Elementary | 04 | Lamb, Annie | 24 |
| 18 Lakewood Creek Elementary | 04 | Martin, Jessica | 23 |
| 18 Lakewood Creek Elementary | 04 | McKenzie, Michele | 24 |
| 18 Lakewood Creek Elementary | 04 | Schultz, Kacey | 25 |
| 18 Lakewood Creek Elementary | 05 | Brauweiler, Nicole | 27 |
| 18 Lakewood Creek Elementary | 05 | Culjan, Jamie | 28 |
| 18 Lakewood Creek Elementary | 05 | Fisher, Heather | 25 |
| 18 Lakewood Creek Elementary | 05 | Merkin, Alan | 27 |
| 18 Lakewood Creek Elementary | 05 | Todd, Ava | 26 |
| 18 Lakewood Creek Elementary | KA | Howell, Erica | 1 |
| 18 Lakewood Creek Elementary | KA | Sedlacek, Kristin | 1 |

| | | | |
|------------------------------|----|---------------------|----|
| 18 Lakewood Creek Elementary | KE | Boardwine, Susan | 25 |
| 18 Lakewood Creek Elementary | KE | Dutdut, Jennifer | 25 |
| 18 Lakewood Creek Elementary | KE | Howell, Erica | 22 |
| 18 Lakewood Creek Elementary | KE | Sedlacek, Kristin | 23 |
| 18 Lakewood Creek Elementary | KE | | 1 |
| 19 Wolfs Crossing Elementary | 01 | Dunbar, Caroline | 21 |
| 19 Wolfs Crossing Elementary | 01 | Malmstrom, Jennifer | 23 |
| 19 Wolfs Crossing Elementary | 01 | Maykut, Jennifer | 20 |
| 19 Wolfs Crossing Elementary | 01 | Puskaric, Jeanne | 1 |
| 19 Wolfs Crossing Elementary | 02 | Huddlestun, Jillian | 25 |
| 19 Wolfs Crossing Elementary | 02 | Komes, Stephanie | 26 |
| 19 Wolfs Crossing Elementary | 02 | Koukos, Allison | 7 |
| 19 Wolfs Crossing Elementary | 02 | Puskaric, Jeanne | 5 |
| 19 Wolfs Crossing Elementary | 02 | Struck, Antonietta | 2 |
| 19 Wolfs Crossing Elementary | 02 | Thacker, Jeannine | 25 |
| 19 Wolfs Crossing Elementary | 03 | Czepiel, Janice | 25 |
| 19 Wolfs Crossing Elementary | 03 | Hefner, Emily | 24 |
| 19 Wolfs Crossing Elementary | 03 | Jones, Michelle | 25 |
| 19 Wolfs Crossing Elementary | 03 | Turner, Sarah | 23 |
| 19 Wolfs Crossing Elementary | 04 | Acuff, Kari | 29 |
| 19 Wolfs Crossing Elementary | 04 | Cooney, Julie | 28 |
| 19 Wolfs Crossing Elementary | 04 | Craft, Amy | 28 |
| 19 Wolfs Crossing Elementary | 04 | Woods, Keri | 28 |
| 19 Wolfs Crossing Elementary | 04 | Wozniak, Amanda | 29 |
| 19 Wolfs Crossing Elementary | 05 | Glatt, Kelli | 24 |
| 19 Wolfs Crossing Elementary | 05 | Malmstrom, Brent | 24 |
| 19 Wolfs Crossing Elementary | 05 | Riley, Brittani | 23 |
| 19 Wolfs Crossing Elementary | 05 | Varney, Joy | 24 |
| 19 Wolfs Crossing Elementary | KA | Hartsock, Elizabeth | 2 |
| 19 Wolfs Crossing Elementary | KE | Greenwood, Amanda | 22 |
| 19 Wolfs Crossing Elementary | KE | Hartsock, Elizabeth | 22 |
| 19 Wolfs Crossing Elementary | KE | Jenkins, Erin | 23 |
| 19 Wolfs Crossing Elementary | KF | Struck, Antonietta | 3 |
| 21 Prairie Point Elementary | 01 | Brougham, Lisa | 22 |
| 21 Prairie Point Elementary | 01 | Hoke, Kelly | 23 |
| 21 Prairie Point Elementary | 01 | Rothman, Kerry | 22 |
| 21 Prairie Point Elementary | 01 | | 1 |
| 21 Prairie Point Elementary | 02 | Anderson, Cathleen | 25 |
| 21 Prairie Point Elementary | 02 | Heidrich, Katie | 28 |
| 21 Prairie Point Elementary | 02 | Sommerfeld, Katy | 26 |
| 21 Prairie Point Elementary | 03 | Dhuse, Sherri | 29 |
| 21 Prairie Point Elementary | 03 | Kulovitz, Linda | 30 |
| 21 Prairie Point Elementary | 03 | Paluch, Lisa | 29 |
| 21 Prairie Point Elementary | 03 | | 1 |
| 21 Prairie Point Elementary | 04 | Gbur, Olga | 24 |
| 21 Prairie Point Elementary | 04 | Niles, Cynthia | 25 |
| 21 Prairie Point Elementary | 04 | Ricken, Tania | 20 |
| 21 Prairie Point Elementary | 04 | Struve, Mary | 23 |
| 21 Prairie Point Elementary | 05 | Grunt, Anne | 29 |
| 21 Prairie Point Elementary | 05 | Quan, John | 28 |
| 21 Prairie Point Elementary | 05 | Studer, Sara | 29 |
| 21 Prairie Point Elementary | 05 | Van Dusen, Jennifer | 29 |

| | | | |
|-----------------------------|----|---------------------|----|
| 21 Prairie Point Elementary | 05 | | 1 |
| 21 Prairie Point Elementary | KE | Grauer, Molly | 18 |
| 21 Prairie Point Elementary | KE | McCoskey, Kerra | 20 |
| 21 Prairie Point Elementary | KE | Tellone, Darcy | 18 |
| 21 Prairie Point Elementary | KE | | 1 |
| 21 Prairie Point Elementary | KF | Grauer, Molly | 2 |
| 22 Grande Park Elementary | 01 | Fitzgerald, R | 25 |
| 22 Grande Park Elementary | 01 | Jacobs, J | 26 |
| 22 Grande Park Elementary | 01 | Johnson, Katelyn | 26 |
| 22 Grande Park Elementary | 01 | Short, Kim | 26 |
| 22 Grande Park Elementary | 01 | | 1 |
| 22 Grande Park Elementary | 02 | Brennan, Elizabeth | 22 |
| 22 Grande Park Elementary | 02 | Brestan, Lauren | 21 |
| 22 Grande Park Elementary | 02 | Curtin, Lindsay | 21 |
| 22 Grande Park Elementary | 02 | Porras, Ashley | 21 |
| 22 Grande Park Elementary | 03 | Hranka, Pamela | 25 |
| 22 Grande Park Elementary | 03 | Krohn, Erika | 24 |
| 22 Grande Park Elementary | 03 | Olsen, Morgan | 25 |
| 22 Grande Park Elementary | 03 | Sharp, Cory | 26 |
| 22 Grande Park Elementary | 04 | Harrell, Qiana | 25 |
| 22 Grande Park Elementary | 04 | Lienhardt, Kimberly | 25 |
| 22 Grande Park Elementary | 04 | Mondi, Melissa | 26 |
| 22 Grande Park Elementary | 04 | Simmons, Michele | 25 |
| 22 Grande Park Elementary | 05 | Hettinger, Tamara | 26 |
| 22 Grande Park Elementary | 05 | Ksiazek, Kelly | 26 |
| 22 Grande Park Elementary | 05 | Schmidt, Debbie | 23 |
| 22 Grande Park Elementary | 05 | Tantillo, Anthony | 26 |
| 22 Grande Park Elementary | 05 | Wilson, Kristin | 27 |
| 22 Grande Park Elementary | KA | Szadorski, Michelle | 2 |
| 22 Grande Park Elementary | KA | | 1 |
| 22 Grande Park Elementary | KE | Bihun, Christina | 19 |
| 22 Grande Park Elementary | KE | Bohman, Tara | 19 |
| 22 Grande Park Elementary | KE | Provow, Marianne | 18 |
| 22 Grande Park Elementary | KE | Szadorski, Michelle | 18 |
| 22 Grande Park Elementary | KF | Provow, Marianne | 1 |
| 23 Southbury Elementary | 01 | Daly, M | 24 |
| 23 Southbury Elementary | 01 | Hettinger, Sarah | 24 |
| 23 Southbury Elementary | 01 | Simmons, Ann Marie | 23 |
| 23 Southbury Elementary | 01 | Woodbury, W | 23 |
| 23 Southbury Elementary | 02 | Assell, Brett | 2 |
| 23 Southbury Elementary | 02 | Dunn, J | 22 |
| 23 Southbury Elementary | 02 | Langenfeld, C | 25 |
| 23 Southbury Elementary | 02 | Morrison, Rachel | 24 |
| 23 Southbury Elementary | 02 | Pergler, Jennifer | 21 |
| 23 Southbury Elementary | 02 | | 1 |
| 23 Southbury Elementary | 03 | Andrade, Alyssa | 1 |
| 23 Southbury Elementary | 03 | Assell, Brett | 3 |
| 23 Southbury Elementary | 03 | Covelli, Brianne | 1 |
| 23 Southbury Elementary | 03 | Elliott, B | 26 |
| 23 Southbury Elementary | 03 | Feliciano, Julie | 26 |
| 23 Southbury Elementary | 03 | Hofferkamp, Brianne | 2 |
| 23 Southbury Elementary | 03 | Rieser, Kelly | 28 |

| | | | |
|-------------------------|----|----------------------|----|
| 23 Southbury Elementary | 03 | Yabsley, Krista | 27 |
| 23 Southbury Elementary | 04 | Adams, Jennifer | 21 |
| 23 Southbury Elementary | 04 | Andrade, Alyssa | 1 |
| 23 Southbury Elementary | 04 | Covelli, Brianne | 3 |
| 23 Southbury Elementary | 04 | Hofferkamp, Brianne | 1 |
| 23 Southbury Elementary | 04 | Monti, Michelle L | 22 |
| 23 Southbury Elementary | 04 | Stephens, B | 19 |
| 23 Southbury Elementary | 04 | Truax, Megan | 21 |
| 23 Southbury Elementary | 04 | Wilson, Emily | 5 |
| 23 Southbury Elementary | 04 | | 1 |
| 23 Southbury Elementary | 05 | Andrade, Alyssa | 3 |
| 23 Southbury Elementary | 05 | Collins, Sarah | 23 |
| 23 Southbury Elementary | 05 | Harris, Timothy | 20 |
| 23 Southbury Elementary | 05 | Hofferkamp, Brianne | 3 |
| 23 Southbury Elementary | 05 | Tsusaki, Teresa | 20 |
| 23 Southbury Elementary | 05 | Yarbrough, Tina | 20 |
| 23 Southbury Elementary | KA | Howe, S | 2 |
| 23 Southbury Elementary | KE | Gaca, C | 20 |
| 23 Southbury Elementary | KE | Howe, S | 20 |
| 23 Southbury Elementary | KE | Weaver, Jennifer | 20 |
| 23 Southbury Elementary | KE | Wolff, Jennifer | 20 |
| 23 Southbury Elementary | KF | Gaca, C | 1 |
| 23 Southbury Elementary | KF | Lorch, Elizabeth | 5 |
| 24 Hunt Club Elementary | 01 | Campos, Rosa | 24 |
| 24 Hunt Club Elementary | 01 | Copeland, Heidi | 24 |
| 24 Hunt Club Elementary | 01 | Feiner, Susan | 4 |
| 24 Hunt Club Elementary | 01 | Harter, Nicole | 21 |
| 24 Hunt Club Elementary | 01 | Mayor, Heather | 22 |
| 24 Hunt Club Elementary | 01 | Miller, Tiffany | 20 |
| 24 Hunt Club Elementary | 01 | Wynn, Jessica A. | 4 |
| 24 Hunt Club Elementary | 01 | | 1 |
| 24 Hunt Club Elementary | 02 | Benitez, Raquel | 21 |
| 24 Hunt Club Elementary | 02 | Foster, Allison | 24 |
| 24 Hunt Club Elementary | 02 | Gonzalez, Luisana | 22 |
| 24 Hunt Club Elementary | 02 | Holman, Tristin | 26 |
| 24 Hunt Club Elementary | 02 | O'Reilly, Jennifer | 25 |
| 24 Hunt Club Elementary | 02 | Sanchez, Sonia | 21 |
| 24 Hunt Club Elementary | 03 | Contreras, Margarita | 21 |
| 24 Hunt Club Elementary | 03 | Fairall, Lindsay | 23 |
| 24 Hunt Club Elementary | 03 | McGann, Kimberly | 21 |
| 24 Hunt Club Elementary | 03 | Warner, Heather | 21 |
| 24 Hunt Club Elementary | 03 | Zak, Kate | 20 |
| 24 Hunt Club Elementary | 04 | Flores, Roberto | 22 |
| 24 Hunt Club Elementary | 04 | Freeland, Jessica | 22 |
| 24 Hunt Club Elementary | 04 | Kontos, Anna Marie | 21 |
| 24 Hunt Club Elementary | 04 | Pyles, Elizabeth | 23 |
| 24 Hunt Club Elementary | 04 | Renfus, Laura | 22 |
| 24 Hunt Club Elementary | 04 | | 1 |
| 24 Hunt Club Elementary | 05 | Greene, Kendra | 18 |
| 24 Hunt Club Elementary | 05 | Koehne, Valerie | 21 |
| 24 Hunt Club Elementary | 05 | Meneses, Michelle | 18 |
| 24 Hunt Club Elementary | 05 | Storm, Jacqueline | 20 |

| | | | |
|-------------------------|----|------------------------|----|
| 24 Hunt Club Elementary | 05 | Ziller, Kathleen | 20 |
| 24 Hunt Club Elementary | KE | Chocolatl, Stacy | 23 |
| 24 Hunt Club Elementary | KE | Lewandowski, Brittany | 23 |
| 24 Hunt Club Elementary | KE | McCluckie, Karen | 21 |
| 24 Hunt Club Elementary | KE | Trevino, Luz | 23 |
| 24 Hunt Club Elementary | KE | Westerfield, Stephanie | 21 |
| 24 Hunt Club Elementary | KE | Wynn, Jessica A. | 1 |
| 24 Hunt Club Elementary | KF | Feiner, Susan | 3 |
| 24 Hunt Club Elementary | KF | Wynn, Jessica A. | 1 |

Master Schedule Matrix - Bednarcik Jr. High School

| Teacher | Period 1 | Period 2 | Period 3 | Period 4 | Period 5 | Period 6 | Period 7 | Period 8 | Period 9 |
|----------------------|---|---|---|--------------------------------------|----------------------------------|---|---|---|---|
| Agne, A. | Math Dynamics 7/8 10 MP: S1 | | Math 7 26 MP: S1 | | | | MTSS Study Hall 5 MP: S1 | Math Dynamics 6 6 MP: S1 | Math 7 27 MP: S1 |
| Apple, Shanda | Social Studies 6 28 MP: S1 | Social Studies 6 24 MP: S1 | | Social Studies 6 26 MP: S1 | Social Studies 6 28 MP: S1 | | US History 8 24 MP: S1 | MTSS Study Hall 7 MP: S1 | US History 8 29 MP: S1 |
| Bialek, A | Art 6 18 MP: S1 | | 2D Art 24 MP: S1 | 2D Art 22 MP: S1 | Art 6 14 MP: S1 | Graphic Arts 14 MP: S1 | | Art 6 21 MP: S1 | Study Hall 6 23 MP: S1 |
| Blankenburg, J | Physical Education 8 39 MP: S1 | Physical Education 8 38 MP: S1 | | Physical Education 8 32 MP: S1 | | Physical Education 7 1 MP: S1 Physical Education 8 36 MP: S1 | | Physical Education 8 18 MP: S1 | Physical Education 8 32 MP: S1 |
| Borneman, Miranda | Spanish Fundamentals 31 MP: S1 | Spanish 1 1 MP: S1 Spanish 1 25 MP: S1 | Spanish 1 3 MP: S1 Spanish 1 20 MP: S1 | Spanish Fundamentals 28 MP: S1 | | Spanish 1 25 MP: S1 | | | Spanish 1 19 MP: S1 |
| Britto, April | | | | | | | Spanish Fundamentals 29 MP: S1 | | Spanish Fundamentals 30 MP: S1 |
| Brooks, J | | Choir 6 44 MP: S1 | Choir 7 31 MP: S1 | Choir 8 32 MP: S1 | | | Music 6 19 MP: S1 | Music 6 20 MP: S1 | Music 6 22 MP: S1 |
| Cahill, Virginia | | | | | | | | Math 6 5 MP: S1 Math 7 4 MP: S1 Math 8 3 MP: S1 | Math 6 5 MP: S1 Math 7 4 MP: S1 Math 8 3 MP: S1 |
| Countryman, Eric | | Math 7 4 MP: S1 | Math 8 1 MP: S1 Math 8 2 MP: S1 | Social Studies 6 0 MP: S1 | Math 6 1 MP: S1 | | | Science 7 4 MP: S1 | Study Skills 5 MP: S1 |
| Crema, Christina | Science 6 27 MP: S1 | Science 6 22 MP: S1 | Science 6 28 MP: S1 | | | Science 7 27 MP: S1 | Science 7 28 MP: S1 | Study Hall 6 29 MP: S1 | Science 7 27 MP: S1 |
| French, Laura | | | | | | | Study Hall 10 MP: S1 | | Study Hall 21 MP: S1 |

Master Schedule Matrix - Bednarcik Jr. High School

| Teacher | Period 1 | Period 2 | Period 3 | Period 4 | Period 5 | Period 6 | Period 7 | Period 8 | Period 9 |
|----------------|--|---|---|---|--------------------------------------|---|---|---|---|
| Heemstra, L | Band Brass 6 27 MP: S1 | | Band 8 48 MP: S1 | Band Woodwinds 6 39 MP: S1 | | | | Band 7 49 MP: S1 | Band Percussion 6 7 MP: S1 |
| Herrick, M | | Study Hall 6 10 MP: S1 | Honors Language Arts 7 23 MP: S1 | Honors Language Arts 7 23 MP: S1 | | Honors Language Arts 7 28 MP: S1 | Honors Language Arts 7 28 MP: S1 | Honors Language Arts 7 19 MP: S1 | Honors Language Arts 7 19 MP: S1 |
| Johnson, Lori | Social Studies 7/8 6 MP: S1 | | | Language Arts 7/8 6 MP: S1 | Language Arts 7/8 6 MP: S1 | | | | Study Skills 4 MP: S1 |
| Kensek, B | Science 7 23 MP: S1 | Science 7 26 MP: S1 | Science 8 31 MP: S1 | | | Science 8 30 MP: S1 | | Science 8 30 MP: S1 | Science 8 30 MP: S1 |
| Kepka, E | Study Hall 14 MP: S1 | Social Studies 6 26 MP: S1 | World History 7 27 MP: S1 | World History 7 26 MP: S1 | | World History 7 17 MP: S1 | Social Studies 6 27 MP: S1 | | Social Studies 6 27 MP: S1 |
| Kocher, E | | | | Math 6 20 MP: S1 | Math 6 27 MP: S1 | Math 7 24 MP: S1 | | | |
| Kokes, D | Science 6 28 MP: S1 | | Science 6 28 MP: S1 | Science 6 24 MP: S1 | Science 6 28 MP: S1 | | | Science 6 25 MP: S1 | Science 6 28 MP: S1 |
| Kraus, Heather | Language Arts 6 27 MP: S1 | Language Arts 6 27 MP: S1 | Language Arts 6 28 MP: S1 | Language Arts 6 28 MP: S1 | | | Language Arts 6 27 MP: S1 | Language Arts 6 27 MP: S1 | Study Hall 6 24 MP: S1 |
| Linden, M | Algebra 1 28 MP: S1 | Algebra 1 1 MP: S1 Algebra 1 30 MP: S1 | Math 8 28 MP: S1 | Math 8 26 MP: S1 | | Algebra 1 1 MP: S1 Algebra 1 28 MP: S1 | | Algebra 1 22 MP: S1 | |
| Mann, J | US History 8 31 MP: S1 | | Honors US History 8 30 MP: S1 | Honors US History 8 28 MP: S1 | US History 8 29 MP: S1 | Honors US History 8 30 MP: S1 | | US History 8 28 MP: S1 | |
| McGovern, H | Honors Math 6 25 MP: S1 | Math 7 25 MP: S1 | | Math 7 28 MP: S1 | | MTSS Study Hall 6 MP: S1 | Honors Math 6 0 MP: S1 Honors Math 6 28 MP: S1 | Honors Math 6 0 MP: S1 Honors Math 6 24 MP: S1 | Honors Math 6 20 MP: S1 |
| Morrison, J | Study Hall 14 MP: S1 | World History 7 28 MP: S1 | Honors World History 7 31 MP: S1 | | | Honors World History 7 31 MP: S1 | World History 7 26 MP: S1 | World History 7 26 MP: S1 | Honors World History 7 29 MP: S1 |
| Murphy, B | Industrial Education I 24 MP: S1 | Industrial Technology 19 MP: S1 | Industrial Education I 22 MP: S1 | | | | | | |
| Neahring, J | Physical Education 7 22 MP: S1 | Physical Education 7 27 MP: S1 | Physical Education 7 30 MP: S1 | | Physical Education 6 33 MP: S1 | | | Physical Education 7 27 MP: S1 | |

Master Schedule Matrix - Bednarcik Jr. High School

| Teacher | Period 1 | Period 2 | Period 3 | Period 4 | Period 5 | Period 6 | Period 7 | Period 8 | Period 9 |
|------------------|---|---|--|---|--|---|--|---|---|
| Nemetz, L | Family and Life Resources I 19 MP: S1 | Family and Life Resources I 25 MP: S1 | | Family/Consumer Science I 27 MP: S1 | | Family/Consumer Science I 21 MP: S1 | Study Hall 6 20 MP: S1 | Family/Consumer Science I 24 MP: S1 | Home Economics 6 20 MP: S1 |
| Niewinski, B | Honors Math 7 30 MP: S1 | Math 8 29 MP: S1 | Math 8 29 MP: S1 | Honors Math 7 31 MP: S1 | Honors Math 7 27 MP: S1 | | | Honors Math 7 27 MP: S1 | |
| Panzeca, V. | Language Arts 7 27 MP: S1 | Language Arts 7 27 MP: S1 | Study Hall 6 17 MP: S1 | | Language Arts 7 29 MP: S1 | Language Arts 7 29 MP: S1 | | Language Arts 7 30 MP: S1 | Language Arts 7 30 MP: S1 |
| Pentaris, Dean | FBI 7 MP: S1 | | | | | Study Skills 7 MP: S1 | | | |
| Phillips, K | | Language Arts 6 26 MP: S1 | Language Arts 6 26 MP: S1 | Language Arts 6 27 MP: S1 | Language Arts 6 27 MP: S1 | | | Language Arts 6 28 MP: S1 | Language Arts 6 28 MP: S1 |
| Sadler, M | Language Arts 8 31 MP: S1 | Language Arts 8 31 MP: S1 | | Language Arts 8 30 MP: S1 | Language Arts 8 30 MP: S1 | | Language Arts 8 24 MP: S1 | Language Arts 8 24 MP: S1 | |
| Schultz, Amy | | Math 6 19 MP: S1 | Math 6 28 MP: S1 | Social Studies 6 25 MP: S1 | Study Hall 15 MP: S1 | | Social Studies 6 27 MP: S1 | Math 6 30 MP: S1 | AVID 7 24 MP: S1 |
| Sepsey, E | | Literacy Dynamics 6 11 MP: S1 | Study Hall 6 18 MP: S1 | Language Arts 7 28 MP: S1 | Language Arts 7 28 MP: S1 | | Literacy Dynamics 7/8 8 MP: S1 | | |
| Shumate, J | | Honors Language Arts 6 25 MP: S1 | Honors Language Arts 6 25 MP: S1 | Honors Language Arts 6 21 MP: S1 | Honors Language Arts 6 21 MP: S1 | | Honors Language Arts 6 23 MP: S1 | Honors Language Arts 6 23 MP: S1 | Study Hall 26 MP: S1 |
| Skaggs, E | Physical Education 6 35 MP: S1 | | Physical Education 6 34 MP: S1 | Physical Education 6 28 MP: S1 | Physical Education 6 32 MP: S1 | | Physical Education 6 35 MP: S1 | Study Hall 16 MP: S1 | Physical Education 6 33 MP: S1 |
| Smith, Michelle | | | | | | Study Skills 15 MP: S1 | | | AVID 8 20 MP: S1 |
| Sparacino, Genna | Language Arts 7 25 MP: S1 | Language Arts 7 25 MP: S1 | | Language Arts 7 28 MP: S1 | Language Arts 7 28 MP: S1 | Science 7 29 MP: S1 | | Study Hall 17 MP: S1 | Science 7 25 MP: S1 |
| Staff | | | | | Lunch 7 123 MP: S1 Lunch 8 101 MP: S1 | Lunch 6 238 MP: S1 | Lunch 7 122 MP: S1 Lunch 8 129 MP: S1 | | |
| Thilk, A | Pre-AP English 1 22 MP: S1 | Pre-AP English 1 22 MP: S1 | | Study Hall 29 MP: S1 | | Pre-AP English 1 18 MP: S1 | Pre-AP English 1 18 MP: S1 | Pre-AP English 1 22 MP: S1 | Pre-AP English 1 22 MP: S1 |

Master Schedule Matrix - Bednarcik Jr. High School

| Teacher | Period 1 | Period 2 | Period 3 | Period 4 | Period 5 | Period 6 | Period 7 | Period 8 | Period 9 |
|----------------|--|---|---|---|--|--|--|--|--|
| Truemper, A | Honors Science 7 26 MP: S1 ----- | Honors Science 7 31 MP: S1 ----- | | Honors Science 8 24 MP: S1 ----- | Honors Science 8 30 MP: S1 ----- | | Science 8 28 MP: S1 ----- | Science 8 27 MP: S1 ----- | |
| Tweedy, Sandra | Language Arts 8 30 MP: S1 ----- | Language Arts 8 30 MP: S1 ----- | Study Hall 26 MP: S1 ----- | | Language Arts 8 28 MP: S1 ----- | Language Arts 8 28 MP: S1 ----- | | Language Arts 8 20 MP: S1 ----- | Language Arts 8 20 MP: S1 ----- |
| Velasco, Julie | | | | | Math 6 1 MP: S1 ----- | | | | |
| Vugteveen, C. | Intro to Tech Applications 6 19 MP: S1 ----- | | Adv Applications & Multimedia 16 MP: S1 ----- | Adv Applications & Multimedia 19 MP: S1 ----- | Intro to Tech Applications 6 16 MP: S1 ----- | | Intro to Tech Applications 6 17 MP: S1 ----- | Public Speaking 12 MP: S1 ----- | |
| White, K | | Language Arts 6 6 MP: S1 ----- | Language Arts 6 6 MP: S1 ----- | Language Arts 7/8 8 MP: S1 ----- | Language Arts 7/8 8 MP: S1 ----- | | Study Skills 11 MP: S1 ----- | | |
| Wood, K. | Health 21 MP: S1 ----- | Health 29 MP: S1 ----- | Health 30 MP: S1 ----- | | MTSS Study Hall 3 MP: S1 ----- | Health 28 MP: S1 ----- | | Health 25 MP: S1 ----- | Physical Education 8 30 MP: S1 ----- |

Master Schedule Matrix - Murphy Junior High School

| Teacher | Period 1 | Period 2 | Period 3 | Period 4 | Period 5 | Period 6 | Period 7 | Period 8 | Period 9 |
|--------------------|--|---|---|--|--|--|--|---|---|
| Avignone, Tracy | | | | | | Spanish Fundamentals 14 ----- MP: S1 | Spanish Fundamentals 18 ----- MP: S1 | Spanish Fundamentals 23 ----- MP: S1 | Spanish Fundamentals 30 ----- MP: S1 |
| Bittner, Benjamin | | US History 8 31 ----- MP: S1 | US History 8 25 ----- MP: S1 | US History 8 11 ----- MP: S1 | US History 8 28 ----- MP: S1 | World History 7 29 ----- MP: S1 | | World History 7 29 ----- MP: S1 | World History 7 32 ----- MP: S1 |
| Borneman, Jennifer | Math 8 32 ----- MP: S1 | | Algebra 1 30 ----- MP: S1 | Study Hall 26 ----- MP: S1 | | Math Dynamics 8 3 ----- MP: S1 | Math 8 32 ----- MP: S1 | Algebra 1 28 ----- MP: S1 | Algebra 1 25 ----- MP: S1 |
| Boyk, Jessica | | Social Studies 6 24 ----- MP: S1 | Social Studies 6 27 ----- MP: S1 | Social Studies 6 30 ----- MP: S1 | Social Studies 6 29 ----- MP: S1 | | Social Studies 6 30 ----- MP: S1 | Study Hall 33 ----- MP: S1 | Social Studies 6 25 ----- MP: S1 |
| Brown, Matt | | Physical Education 6 28 ----- MP: S1 | Physical Education 6 25 ----- MP: S1 | | Physical Education 8 32 ----- MP: S1 | Physical Education 6 35 ----- MP: S1 | | Physical Education 8 26 ----- MP: S1 | Physical Education 8 28 ----- MP: S1 |
| Buckley, Stephanie | | | | | | | Language Arts 6 1 ----- MP: S1 Language Arts 6 2 ----- MP: S1 Study Hall 1 ----- MP: S1 | | Resource (Gr 6) 8 ----- MP: S1 |
| Calvillo, Martha | | Home Economics 6 25 ----- MP: S1 | | Family/Consumer Science I 23 ----- MP: S1 | Family and Life Resources I 24 ----- MP: S1 | Family and Life Resources I 26 ----- MP: S1 | | Family/Consumer Science II 14 ----- MP: S1 | Home Economics 6 27 ----- MP: S1 |
| Clausen, Lynn | Language Arts 8 30 ----- MP: S1 | | Language Arts 8 22 ----- MP: S1 | | | | Language Arts 8 28 ----- MP: S1 | | |
| Cryder, Sarah | Social Studies 6 32 ----- MP: S1 | Social Studies 6 20 ----- MP: S1 | Language Arts 6 27 ----- MP: S1 | | | | | Social Studies 6 28 ----- MP: S1 | Graphic Arts 20 ----- MP: S1 |
| Erickson, Paul | | Honors US History 8 25 ----- MP: S1 | Honors US History 8 25 ----- MP: S1 | | Honors US History 8 24 ----- MP: S1 | US History 8 30 ----- MP: S1 | US History 8 27 ----- MP: S1 | | US History 8 25 ----- MP: S1 |
| Fabere, Kelli | ELL Language Arts 7 7 ----- MP: S1 | | ELL Science 6-8 11 ----- MP: S1 | | | | | | EL Study Skills 15 ----- MP: S1 |
| Fell, Elizabeth | Literacy Dynamics 6 14 ----- MP: S1 | | | | Literacy Dynamics 7 12 ----- MP: S1 | | | Literacy Dynamics 8 5 ----- MP: S1 | AVID 7 22 ----- MP: S1 |
| Gabehart, Kristi | Study Hall 26 ----- MP: S1 | | Math 8 31 ----- MP: S1 | Math 8 29 ----- MP: S1 | Math 6 30 ----- MP: S1 | Math 6 27 ----- MP: S1 | | Math 8 31 ----- MP: S1 | Math 6 17 ----- MP: S1 |

Master Schedule Matrix - Murphy Junior High School

| Teacher | Period 1 | Period 2 | Period 3 | Period 4 | Period 5 | Period 6 | Period 7 | Period 8 | Period 9 |
|----------------------------|---|---|--|---|---|---|--|---|---|
| Gardner, Jill | | | Math 8 1 MP: S1 ----- Math 8 5 MP: S1 ----- | | | | | Resource (Gr 8) 6 MP: S1 ----- | Resource (Gr 8) 6 MP: S1 ----- |
| Gerl, Michael | Science 7 30 MP: S1 ----- | Honors Science 7 29 MP: S1 ----- | Science 7 31 MP: S1 ----- | | Honors Science 7 31 MP: S1 ----- | Honors Science 7 28 MP: S1 ----- | Science 7 28 MP: S1 ----- | | |
| Hammer, Elizabeth A | | | | Tier Three 2 MP: S1 ----- | | | | | |
| Henaghan, Kaitlyn | Language Arts 8 32 MP: S1 ----- | | Language Arts 8 22 MP: S1 ----- | | | | | | |
| Hettinger, Michael | Physical Education 6 32 MP: S1 ----- | Physical Education 7 19 MP: S1 ----- | | Physical Education 6 37 MP: S1 ----- | | Physical Education 8 16 MP: S1 ----- | Physical Education 8 25 MP: S1 ----- | Physical Education 8 27 MP: S1 ----- | Physical Education 7 35 MP: S1 ----- |
| Karvelius, Julianna | Band Brass 7 22 MP: S1 ----- | Band Woodwinds 7 34 MP: S1 ----- | Band Brass 6 23 MP: S1 ----- | Band 8 47 MP: S1 ----- | | | | Band Percussion 6 6 MP: S1 ----- | Band Woodwinds 6 35 MP: S1 ----- |
| Kerfoot-Merisko, Cheryl | | | | | | | | | Resource (Gr 6) 8 MP: S1 ----- |
| Kerr, Catherine | | | Physical Education 8 12 MP: S1 ----- | Physical Education 8 28 MP: S1 ----- | Physical Education 6 34 MP: S1 ----- | | Physical Education 8 27 MP: S1 ----- | Physical Education 6 36 MP: S1 ----- | Physical Education 6 25 MP: S1 ----- |
| Kiefert, Kenneth | | | Language Arts 7 1 MP: S1 ----- Language Arts 7 5 MP: S1 ----- | | | | | | |
| Kunsch, Jennifer | | Art 6 26 MP: S1 ----- | Art 6 29 MP: S1 ----- | 3D Art 26 MP: S1 ----- | 2D Art 26 MP: S1 ----- | Art 6 29 MP: S1 ----- | | | 2D Art 23 MP: S1 ----- |
| Lester, Pamela | Spanish 1 18 MP: S1 ----- | Spanish 1 26 MP: S1 ----- | Spanish 1 15 MP: S1 ----- | | Study Hall 36 MP: S1 ----- | Spanish 1 23 MP: S1 ----- | | Spanish 1 24 MP: S1 ----- | Spanish 1 23 MP: S1 ----- |
| Meeder, Joanne | Language Arts 6 3 MP: S1 ----- | | | Social Studies 6 6 MP: S1 ----- | | | Language Arts 6 9 MP: S1 ----- | | Social Studies 6 5 MP: S1 ----- |
| Miller, Cari | Science 8 24 MP: S1 ----- | Study Hall 18 MP: S1 ----- | Science 8 24 MP: S1 ----- | Science 7 29 MP: S1 ----- | Science 8 26 MP: S1 ----- | Science 7 29 MP: S1 ----- | | | Science 8 30 MP: S1 ----- |

Master Schedule Matrix - Murphy Junior High School

| Teacher | Period 1 | Period 2 | Period 3 | Period 4 | Period 5 | Period 6 | Period 7 | Period 8 | Period 9 |
|--------------------------|--|--|--|--|--|--|--|---|--|
| Miller, Cindy | | World History 7 31 ----- MP: S1 | Honors World History 7 29 ----- MP: S1 | World History 7 31 ----- MP: S1 | Honors World History 7 20 ----- MP: S1 | | World History 7 18 ----- MP: S1 | Honors World History 7 22 ----- MP: S1 | |
| O'Neill, Heather | Language Arts 8 5 ----- MP: S1 | | Language Arts 8 2 ----- MP: S1 | | | | | | |
| Orr, Richard | Digital Imagery and Web Design 20 ----- MP: S1 | Intro to Tech Applications 6 18 ----- MP: S1 | | Intro to Tech Applications 6 24 ----- MP: S1 | | Digital Imagery and Web Design 29 ----- MP: S1 | | Adv Applications & Multimedia 30 ----- MP: S1 | Math 7 31 ----- MP: S1 |
| Phillips, Tracy | Language Arts 6 30 ----- MP: S1 | | | | | Language Arts 6 30 ----- MP: S1 | | Language Arts 6 30 ----- MP: S1 | |
| Pugh, Leah | Honors Math 7 34 ----- MP: S1 | | Honors Math 7 33 ----- MP: S1 | Math 7 25 ----- MP: S1 | Math 7 23 ----- MP: S1 | | Math Dynamics 7 5 ----- MP: S1 | | Honors Math 7 33 ----- MP: S1 |
| Ramsbottom, Elizabeth | Science 6 32 ----- MP: S1 | Science 6 28 ----- MP: S1 | Science 6 27 ----- MP: S1 | | Science 6 32 ----- MP: S1 | | Science 6 30 ----- MP: S1 | Science 6 32 ----- MP: S1 | |
| Sanborn, Dorothy | Honors Language Arts 6 22 ----- MP: S1 | | | | Honors Language Arts 6 21 ----- MP: S1 | | | Honors Language Arts 6 20 ----- MP: S1 | |
| Schindler, Mariah | | | | Resource (Gr 7) 0 ----- MP: S1 | | | Math 7 5 ----- MP: S1 | | Resource (Gr 7) 14 ----- MP: S1 |
| Schwertley, Tracie | Honors Language Arts 7 20 ----- MP: S1 | | Honors Language Arts 7 29 ----- MP: S1 | | | | Honors Language Arts 7 23 ----- MP: S1 | | Study Hall 17 ----- MP: S1 |
| Seconde, Sarah | Math 7 24 ----- MP: S1 | | Math 7 28 ----- MP: S1 | Honors Math 6 28 ----- MP: S1 | Honors Math 6 20 ----- MP: S1 | | Honors Math 6 25 ----- MP: S1 | Honors Math 6 22 ----- MP: S1 | |
| Shields, Grant | Physical Education 7 32 ----- MP: S1 | | Health 35 ----- MP: S1 | Physical Education 7 26 ----- MP: S1 | Physical Education 7 31 ----- MP: S1 | | Health 29 ----- MP: S1 | Health 30 ----- MP: S1 | Physical Education 8 24 ----- MP: S1 |
| Smith, Thomas | Math 6 26 ----- MP: S1 | Math Dynamics 6 11 ----- MP: S1 | Math 6 18 ----- MP: S1 | | | Science 6 33 ----- MP: S1 | | Math 6 27 ----- MP: S1 | Science 6 29 ----- MP: S1 |
| Staff | | | | Lunch 173 ----- MP: S1 | Lunch 185 ----- MP: S1 | Lunch 206 ----- MP: S1 | Lunch 182 ----- MP: S1 | | |
| Steele-Fritsch, Laura | Industrial Education I 27 ----- MP: S1 | Industrial Education I 22 ----- MP: S1 | Drafting/Graphics 11 ----- MP: S1 | | | | Industrial Technology 18 ----- MP: S1 | Industrial Education II 11 ----- MP: S1 | Industrial Education II 5 ----- MP: S1 |

Master Schedule Matrix - Murphy Junior High School

| Teacher | Period 1 | Period 2 | Period 3 | Period 4 | Period 5 | Period 6 | Period 7 | Period 8 | Period 9 |
|----------------------|------------------------------------|---------------------------------|--|--------------------------------------|--|----------------------------------|---------------------------------------|---|---|
| Tysiak, Margaret | Music 6 27 MP: S1 | Choir 8 30 MP: S1 | Choir 6 34 MP: S1 | | | Choir 7 40 MP: S1 | Choir 6 36 MP: S1 | Drama 23 MP: S1 | |
| Viall, Heather | Math 6 4 MP: S1 | | Resource - FBI SEL 6 3 MP: S1 | | Resource - FBI SEL 7/8 6 MP: S1 | | | Resource - FBI Study Skills 7/8 4 MP: S1 | Resource - FBI Study Skills 6 4 MP: S1 |
| Wackerlin, Jeremy | Language Arts 7 28 MP: S1 | | | | Language Arts 8 27 MP: S1 | | Language Arts 7 25 MP: S1 | | |
| Waldron, Kelly | ELL Language Arts 8 4 MP: S1 | | | EL English Strategies 3 MP: S1 | | | ELL Language Arts 6 5 MP: S1 | | |
| Walsh, Kristen | Language Arts 7 25 MP: S1 | | Language Arts 6 28 MP: S1 | | | | Language Arts 6 28 MP: S1 | | Study Hall 16 MP: S1 |
| Watkins, Terrell | Study Hall 28 MP: S1 | Language Arts 7 31 MP: S1 | | | Language Arts 7 19 MP: S1 | | Language Arts 7 28 MP: S1 | | |
| Youngwith, Elizabeth | Math 6 8 MP: S1 | | | Science 6 6 MP: S1 | | | Math 6 3 MP: S1 | | Science 6 6 MP: S1 |
| Zaininger, Shannon | Pre-AP English 1 25 MP: S1 | | Study Hall 31 MP: S1 | | Pre-AP English 1 28 MP: S1 | | | Pre-AP English 1 26 MP: S1 | |
| Zaininger, Will | Science 8 25 MP: S1 | Science 8 28 MP: S1 | Honors Science 8 18 MP: S1 | | | Honors Science 8 19 MP: S1 | Honors Science 8 28 MP: S1 | | Honors Science 8 26 MP: S1 |

Master Schedule Matrix - Oswego East High School

| Teacher | Period 1 | Period 2 | Period 3 | Period 4 | Period 5 | Period 6 | Period 7 | Period 8 |
|-------------------------|---|---|--|---|--|--|---|--|
| Aister, E | | | | SPED Testing Center 0 ----- MP: S1 | Lunch 0 ----- MP: S1 | Resource 12 ----- MP: S1 | | Prep / Plan 0 ----- MP: S1 |
| Albright, J | PE Foundations 29 ----- MP: S1 | PE Foundations 30 ----- MP: S1 | PE Foundations 41 ----- MP: S1 | Lunch 0 ----- MP: S1 | Prep / Plan 0 ----- MP: S1 | PE Foundations 34 ----- MP: S1 | PE Supervision 0 ----- MP: S1 | PE Foundations 29 ----- MP: S1 |
| Allen, S | English 1 24 ----- MP: S1 | English 1 28 ----- MP: S1 | English 1 21 ----- MP: S1 | Prep / Plan 0 ----- MP: S1 | Lunch 0 ----- MP: S1 | Film Analysis and Composition 24 ----- MP: S1 | STAR Coach 0 ----- MP: S1 | English 1 29 ----- MP: S1 |
| Almanza Fernandez, L | English 3 30 ----- MP: S1 | Prep / Plan 0 ----- MP: S1 | English 3 18 ----- MP: S1 | English 3 24 ----- MP: S1 | Guided Study/Lunch Sem 1 27 ----- MP: S1 Lunch/ Guided Study Sem 1 27 ----- MP: S1 | Lunch 0 ----- MP: S1 | Pre-AP English 2 28 ----- MP: S1 | English 3 31 ----- MP: S1 |
| Anschicks, R | | College Preparatory Statistics 30 ----- MP: S1 | College Preparatory Statistics 24 ----- MP: S1 | Lunch 0 ----- MP: S1 | AP Calculus BC 9 ----- MP: S1 | AP Calculus BC 15 ----- MP: S1 Classroom Aide Sem1 - Anschicks 1 ----- MP: S1 | Prep / Plan 0 ----- MP: S1 | College Preparatory Statistics 25 ----- MP: S1 |
| Belovsky, K | English 3 31 ----- MP: S1 | Classroom Aide Sem1 - Belovsky 1 ----- MP: S1 English 3 30 ----- MP: S1 | Prep / Plan 0 ----- MP: S1 | Classroom Aide Sem1 - Belovsky 1 ----- MP: S1 English 3 30 ----- MP: S1 | Classroom Aide Sem1 - Belovsky 1 ----- MP: S1 English 1 24 ----- MP: S1 | Freshman Seminar/Lunch (JZ) 26 ----- MP: S1 Lunch/Freshman Seminar (BF) 22 ----- MP: S1 | Lunch 0 ----- MP: S1 | Classroom Aide Sem1 - Belovsky 1 ----- MP: S1 Technical Theater 1 15 ----- MP: S1 Technical Theater 2 4 ----- MP: S1 |
| Bergfeld, S | CVE Class 3 ----- MP: S1 | | | | | | | |
| Bochenski, A | | Prep / Plan 0 ----- MP: S1 | | Resource 11 ----- MP: S1 | | Lunch 0 ----- MP: S1 | | SPED Testing Center 0 ----- MP: S1 |
| Brogan, A | Chemistry 32 ----- MP: S1 | Chemistry 32 ----- MP: S1 | Prep / Plan 0 ----- MP: S1 | Honors Chemistry 23 ----- MP: S1 | Honors Chemistry 18 ----- MP: S1 | Guided Study/Lunch Sem 1 29 ----- MP: S1 Lunch/ Guided Study Sem 1 19 ----- MP: S1 | Lunch 0 ----- MP: S1 | Honors Chemistry 27 ----- MP: S1 |

Master Schedule Matrix - Oswego East High School

| Teacher | Period 1 | Period 2 | Period 3 | Period 4 | Period 5 | Period 6 | Period 7 | Period 8 |
|-------------|--|---|--|--|--|--|--|--|
| Brown, G | Accounting 1 29 MP: S1 ----- Classroom Aide Sem1 - G.Brown 1 MP: S1 ----- | Accounting 1 19 MP: S1 ----- | Prep / Plan 0 MP: S1 ----- | Fundamentals of Business 27 MP: S1 ----- | Fundamentals of Business 26 MP: S1 ----- | Fundamentals of Business 25 MP: S1 ----- | Lunch 0 MP: S1 ----- | |
| Brown, S | Classroom Aide Sem1 - S Brown 1 MP: S1 ----- Honors Int Ath Trng/Sports Med 21 MP: S1 ----- | PE Foundations 32 MP: S1 ----- | Pool Supervision 0 MP: S1 ----- | PE Foundations 26 MP: S1 ----- | PE Foundations 27 MP: S1 ----- | Lunch 0 MP: S1 ----- | Medical Terms for Health Occup 32 MP: S1 ----- | Prep / Plan 0 MP: S1 ----- |
| Burgess, D | Child Development 26 MP: S1 ----- Classroom Aide Sem1 - Burgess 1 MP: S1 ----- | Child Development 24 MP: S1 ----- | Child Development 30 MP: S1 ----- | Prep / Plan 0 MP: S1 ----- | Early Childhood 1 (Preschool) 20 MP: S1 ----- | Lunch 0 MP: S1 ----- | Prep / Plan 0 MP: S1 ----- | Prep / Plan 0 MP: S1 ----- |
| Butera, P | Honors Algebra 2 24 MP: S1 ----- | Academic Study Period Sem 1 82 MP: S1 ----- | Algebra 1 29 MP: S1 ----- | Lunch 0 MP: S1 ----- | Algebra 1 26 MP: S1 ----- | Algebra 1 28 MP: S1 ----- | Algebra 1 31 MP: S1 ----- | Prep / Plan 0 MP: S1 ----- |
| Byrd, J | SPED Testing Center 0 MP: S1 ----- | Resource 12 MP: S1 ----- | | Earth and Space Science 4 MP: S1 ----- | Lunch 0 MP: S1 ----- | | Prep / Plan 0 MP: S1 ----- | |
| Calvey, C | Department Chair 0 MP: S1 ----- | Prep / Plan 0 MP: S1 ----- | Pre-AP English 2 23 MP: S1 ----- | Classroom Aide Sem1 - Calvey 1 MP: S1 ----- Yearbook Journalism 1 17 MP: S1 ----- Yearbook Journalism 2 2 MP: S1 ----- | Lunch 0 MP: S1 ----- | Department Chair 0 MP: S1 ----- | Department Chair 0 MP: S1 ----- | Department Chair 0 MP: S1 ----- |
| Cambron, E | Biology 27 MP: S1 ----- | Prep / Plan 0 MP: S1 ----- | Biology 21 MP: S1 ----- | Academic Study Period Sem 1 67 MP: S1 ----- | Physics 20 MP: S1 ----- | Lunch 0 MP: S1 ----- | Physics 24 MP: S1 ----- | Physics 25 MP: S1 ----- |
| Campbell, J | English 3 30 MP: S1 ----- | Prep / Plan 0 MP: S1 ----- | English 3 21 MP: S1 ----- | Lunch 0 MP: S1 ----- | Guided Study/Lunch Sem 1 27 MP: S1 ----- Lunch/ Guided Study Sem 1 27 MP: S1 ----- | AP English Language and Comp 30 MP: S1 ----- | English 3 32 MP: S1 ----- | AP English Language and Comp 30 MP: S1 ----- |

Master Schedule Matrix - Oswego East High School

| Teacher | Period 1 | Period 2 | Period 3 | Period 4 | Period 5 | Period 6 | Period 7 | Period 8 |
|----------------------|---|--|---|---|--|--|---|----------------------------------|
| Carlisle, D | Department Chair 0 MP: S1 | AP Microeconomics 23 MP: S1 | AP Microeconomics 20 MP: S1 | Department Chair 0 MP: S1 | Prep / Plan 0 MP: S1 | Lunch 0 MP: S1 | Department Chair 0 MP: S1 | Department Chair 0 MP: S1 |
| Carlton, C | Prep / Plan 0 MP: S1 | Science Lab Prep 0 MP: S1 | AP Chemistry 12 MP: S1 | | Lunch 0 MP: S1 | Honors Chemistry 26 MP: S1 | Honors Chemistry 31 MP: S1 | Honors Chemistry 28 MP: S1 |
| Carretto, A | Driver Education Sem 1 28 MP: S1 | Driver Education Sem 1 29 MP: S1 | PE Bowling/Fitness 35 MP: S1 | PE Supervision 0 MP: S1 | Lunch 0 MP: S1 | PE Bowling/Fitness 40 MP: S1 | PE Bowling/Fitness 36 MP: S1 | Prep / Plan 0 MP: S1 |
| Cavanaugh, L | Art Foundations 1 32 MP: S1 | Prep / Plan 0 MP: S1 | Art Foundations 1 30 MP: S1 | Freshman Seminar/Lunch (MG) 18 MP: S1 Lunch/Freshman Seminar (JZ) 26 MP: S1 | Art Foundations 2 21 MP: S1 Classroom Aide Sem1 - Cavanaugh 1 MP: S1 | Lunch 0 MP: S1 | Art Foundations 1 32 MP: S1 | Sculpting 1 23 MP: S1 |
| Cepeda, A | English 2 31 MP: S1 | English 2 29 MP: S1 | Prep / Plan 0 MP: S1 | Lunch 0 MP: S1 | Guided Study/Lunch Sem 1 28 MP: S1 Lunch/ Guided Study Sem 1 28 MP: S1 | Literacy Dynamics 16 MP: S1 | English 2 33 MP: S1 | English 2 31 MP: S1 |
| Chandler, B | Algebra 1 A/B 18 MP: S1 | Honors Algebra 2 27 MP: S1 | Algebra 1 A/B 18 MP: S1 | Classroom Aide Sem1 - Chandler 1 MP: S1 Guided Study/Lunch Sem 1 27 MP: S1 Lunch/ Guided Study Sem 1 30 MP: S1 | Lunch 0 MP: S1 | Classroom Aide Sem1 - Chandler 2 MP: S1 Honors Algebra 2 30 MP: S1 | Honors Algebra 2 23 MP: S1 | Prep / Plan 0 MP: S1 |
| Chavarria-Choi, E | Prep / Plan 0 MP: S1 | Spanish 2 20 MP: S1 | Spanish 2 29 MP: S1 | Lunch 0 MP: S1 | Honors Spanish 3 23 MP: S1 | Spanish 2 25 MP: S1 | | Honors Spanish 3 19 MP: S1 |
| Conrad, P | English 3 31 MP: S1 | ISI Supervision 0 MP: S1 | Classroom Aide Sem1 - Conrad 1 MP: S1 Contemporary Amer Lit & Comp 28 MP: S1 | Contemporary Amer Lit & Comp 29 MP: S1 | Lunch 0 MP: S1 | Classroom Aide Sem1 - Conrad 1 MP: S1 English 3 30 MP: S1 | Classroom Aide Sem1 - Conrad 1 MP: S1 English 3 32 MP: S1 | Prep / Plan 0 MP: S1 |

Master Schedule Matrix - Oswego East High School

| Teacher | Period 1 | Period 2 | Period 3 | Period 4 | Period 5 | Period 6 | Period 7 | Period 8 |
|------------|--|---|---|---|--|--|--|---|
| Cook, L | Graphic Communications 1 30 MP: S1 | Digital Image/Comp Illustrate 26 MP: S1 | Graphic Communications 1 28 MP: S1 | Lunch 0 MP: S1 | Classroom Aide Semester 1 1 MP: S1 Graphic Communications 2 30 MP: S1 | Adv Graphic Communications 12 MP: S1 Graphic Communications 3 11 MP: S1 | Prep / Plan 0 MP: S1 | Prep / Plan 0 MP: S1 |
| Curtis, M | Contemporary Amer Lit & Comp 34 MP: S1 | AVID Supervision 0 MP: S1 | Prep / Plan 0 MP: S1 | Contemporary Amer Lit & Comp 14 MP: S1 | Classroom Aide Sem1 - Curtis 1 MP: S1 English 2 31 MP: S1 | Lunch 0 MP: S1 | Classroom Aide Sem1 - Curtis 0 MP: S1 English 1 30 MP: S1 | English 1 30 MP: S1 |
| Davies, S | Classroom Aide Sem1 - Davies 1 MP: S1 Sociology 1 32 MP: S1 | Sociology 1 34 MP: S1 | Lunch 0 MP: S1 | Classroom Aide Sem1 - Davies 1 MP: S1 Modern World History 28 MP: S1 | Sociology 1 33 MP: S1 | Freshman Seminar/Lunch (MN) 20 MP: S1 Lunch/Freshman Seminar (MN) 16 MP: S1 | Sociology 1 33 MP: S1 | Prep / Plan 0 MP: S1 |
| Day, S | Classroom Aide Sem1 - Day 1 MP: S1 Geometry 27 MP: S1 | Geometry 26 MP: S1 | Lunch 0 MP: S1 | | Geometry 26 MP: S1 | Geometry A/B 16 MP: S1 | Prep / Plan 0 MP: S1 | Geometry A/B 16 MP: S1 |
| Detlie, N | Earth and Space Science 23 MP: S1 | Prep / Plan 0 MP: S1 | | Lunch 0 MP: S1 | Earth and Space Science 17 MP: S1 | Earth and Space Science 18 MP: S1 | Earth and Space Science 25 MP: S1 | Earth and Space Science 25 MP: S1 |
| DiPrima, T | AP English Literature and Comp 23 MP: S1 | Prep / Plan 0 MP: S1 | English 2 30 MP: S1 | English 2 29 MP: S1 | Freshman Seminar/Lunch (LM) 23 MP: S1 Lunch/Freshman Seminar (AS) 23 MP: S1 | Lunch 0 MP: S1 | English 2 30 MP: S1 | English 2 31 MP: S1 |
| Doerr, S | AP US Government/Politics 21 MP: S1 | Prep / Plan 0 MP: S1 | US History 27 MP: S1 | Guided Study/Lunch Sem 1 28 MP: S1 Lunch/ Guided Study Sem 1 25 MP: S1 | AP US Government/Politics 26 MP: S1 | US History 21 MP: S1 | Lunch 0 MP: S1 | US History 33 MP: S1 |
| Dorgan, J | Geometry 28 MP: S1 | AVID Supervision 0 MP: S1 | Geometry 30 MP: S1 | Geometry A/B 13 MP: S1 | Lunch 0 MP: S1 | Geometry A/B 12 MP: S1 | Prep / Plan 0 MP: S1 | Geometry 32 MP: S1 |

Master Schedule Matrix - Oswego East High School

| Teacher | Period 1 | Period 2 | Period 3 | Period 4 | Period 5 | Period 6 | Period 7 | Period 8 |
|---------------|---|---|---|--|--|--|--|---|
| Downs, C | AVID Supervision 0 MP: S1 ----- | AP Environmental Science 26 MP: S1 ----- Classroom Aide Sem1 - Downs (Muth) 1 MP: S1 ----- | AP Environmental Science 23 MP: S1 ----- | Lunch 0 MP: S1 ----- | Classroom Aide Sem1 - Downs 1 MP: S1 ----- Honors Earth and Space Science 28 MP: S1 ----- | Classroom Aide Sem1 - Downs 1 MP: S1 ----- Honors Earth and Space Science 30 MP: S1 ----- | Classroom Aide Sem1 - Downs 1 MP: S1 ----- Honors Earth and Space Science 31 MP: S1 ----- | Prep / Plan 0 MP: S1 ----- |
| Dunbar, D | Civics 29 MP: S1 ----- Classroom Aide Sem1 - Dunbar 1 MP: S1 ----- | Military Topics 30 MP: S1 ----- | Military Topics 28 MP: S1 ----- | Lunch 0 MP: S1 ----- | Military Topics 32 MP: S1 ----- | Guided Study/Lunch Sem 1 23 MP: S1 ----- Lunch/ Guided Study Sem 1 21 MP: S1 ----- | Civics 0 MP: S1 ----- Civics 28 MP: S1 ----- | Prep / Plan 0 MP: S1 ----- |
| Dutton, M | AP Physics C 13 MP: S1 ----- | | Prep / Plan 0 MP: S1 ----- | Lunch 0 MP: S1 ----- | Classroom Aide Sem1 - Dutton 1 MP: S1 ----- Honors Principles of Eng 25 MP: S1 ----- | Honors Digital Electronics 15 MP: S1 ----- | Prep / Plan 0 MP: S1 ----- | Honors Intro to Eng Design 20 MP: S1 ----- |
| Engelhardt, M | Honors Modern World History 28 MP: S1 ----- | Honors Modern World History 24 MP: S1 ----- | AP European History 15 MP: S1 ----- | Lunch 0 MP: S1 ----- | US History 24 MP: S1 ----- | | Honors Modern World History 29 MP: S1 ----- | Prep / Plan 0 MP: S1 ----- |
| Erb, R | PE Supervision 0 MP: S1 ----- | Health Education 27 MP: S1 ----- | Health Education 34 MP: S1 ----- | Lunch 0 MP: S1 ----- | Health Education 25 MP: S1 ----- | Prep / Plan 0 MP: S1 ----- | Health Education 30 MP: S1 ----- | Health Education 22 MP: S1 ----- |
| Fairless, N | | | | Classroom Aide Sem1 - Fairless 1 MP: S1 ----- | | | | |
| Fichter, C | Prep / Plan 0 MP: S1 ----- | Algebra 1 31 MP: S1 ----- | Algebra 2 26 MP: S1 ----- | Algebra 1 28 MP: S1 ----- | Lunch 0 MP: S1 ----- | Algebra 1 27 MP: S1 ----- | STAR Coach 0 MP: S1 ----- | Algebra 2 33 MP: S1 ----- |
| Filkins, D | Prep / Plan 0 MP: S1 ----- | | | | | Lunch 0 MP: S1 ----- | | ISI Supervision 0 MP: S1 ----- |
| Fleming, C | Modern World History 28 MP: S1 ----- | | Lunch 0 MP: S1 ----- | Modern World History 29 MP: S1 ----- | Modern World History 19 MP: S1 ----- | Modern World History 27 MP: S1 ----- | Modern World History 31 MP: S1 ----- | Prep / Plan 0 MP: S1 ----- |
| Forbes, K | Prep / Plan 0 MP: S1 ----- | Classroom Aide Sem1 - Forbes(Molinari) 1 MP: S1 ----- PE 10 35 MP: S1 ----- | PE 10 33 MP: S1 ----- | PE 10 27 MP: S1 ----- | PE Supervision 0 MP: S1 ----- | Lunch 0 MP: S1 ----- | PE 10 34 MP: S1 ----- | PE 10 36 MP: S1 ----- |
| Fort, P | Spanish 2 21 MP: S1 ----- | AVID Supervision 0 MP: S1 ----- | Prep / Plan 0 MP: S1 ----- | Lunch 0 MP: S1 ----- | Spanish 2 22 MP: S1 ----- | Spanish 2 30 MP: S1 ----- | Honors Spanish 3 27 MP: S1 ----- | Spanish 2 25 MP: S1 ----- |

Master Schedule Matrix - Oswego East High School

| Teacher | Period 1 | Period 2 | Period 3 | Period 4 | Period 5 | Period 6 | Period 7 | Period 8 |
|--------------|--|--|---|---|--|---|--|---|
| Friedland, T | Prep / Plan 0 ----- MP: S1 | Intro to Automotive Technology 22 ----- MP: S1 | Automotive Engine Service 24 ----- MP: S1 | Auto Electrical and Diag Sys 22 ----- MP: S1 | Lunch 0 ----- MP: S1 | Automotive Service Operations 12 ----- MP: S1 | Prep / Plan 0 ----- MP: S1 | Intro Electricity/Electronics 26 ----- MP: S1 |
| Gengler, S | Honors Geometry 28 ----- MP: S1 | Honors Geometry 22 ----- MP: S1 | Geometry 31 ----- MP: S1 | Guided Study/Lunch Sem 1 27 ----- MP: S1 Lunch/ Guided Study Sem 1 28 ----- MP: S1 | Lunch 0 ----- MP: S1 | Honors Geometry 17 ----- MP: S1 | Geometry 33 ----- MP: S1 | Prep / Plan 0 ----- MP: S1 |
| Giles, J | Psychology 2 13 ----- MP: S1 | Prep / Plan 0 ----- MP: S1 | Psychology 1 27 ----- MP: S1 | Psychology 1 26 ----- MP: S1 | Guided Study/Lunch Sem 1 29 ----- MP: S1 Lunch/ Guided Study Sem 1 21 ----- MP: S1 | AP Psychology 19 ----- MP: S1 | Lunch 0 ----- MP: S1 | Psychology 1 29 ----- MP: S1 |
| Gorman, K | Geometry 28 ----- MP: S1 | Algebra 1 A/B 15 ----- MP: S1 Success Lab Semester 1 1 ----- MP: S1 | Prep / Plan 0 ----- MP: S1 | Algebra 1 A/B 15 ----- MP: S1 Success Lab Semester Math 1 ----- MP: S1 | Lunch 0 ----- MP: S1 | Lunch/ AVID Guided Study 10 Sem 1 11 ----- MP: S1 | Geometry 30 ----- MP: S1 | Geometry 31 ----- MP: S1 |
| Gossett, B | Classroom Aide Sem1 - Gossett 1 ----- MP: S1 Honors Pre-Calculus 31 ----- MP: S1 | Algebra 2 A/B 14 ----- MP: S1 | Honors Pre-Calculus 29 ----- MP: S1 | Algebra 2 A/B 14 ----- MP: S1 | Lunch 0 ----- MP: S1 | Honors Pre-Calculus 20 ----- MP: S1 | Academic Study Period Sem 1 109 ----- MP: S1 | Prep / Plan 0 ----- MP: S1 |
| Green, M | I.C.E. Class 25 ----- MP: S1 | Consumer Education 22 ----- MP: S1 | Criminal Justice 19 ----- MP: S1 | | I.C.E. Work 1st Semester 1 ----- MP: S1 Lunch 0 ----- MP: S1 | Guided Study/Lunch Sem 1 23 ----- MP: S1 I.C.E. Work 1st Semester 7 ----- MP: S1 Lunch/ Guided Study Sem 1 20 ----- MP: S1 | I.C.E. Work 1st Semester 10 ----- MP: S1 | I.C.E. Work 1st Semester 6 ----- MP: S1 |
| Guerrieri, M | Prep / Plan 0 ----- MP: S1 | AVID Supervision 0 ----- MP: S1 | AP Physics 2 29 ----- MP: S1 | AP Physics 1 18 ----- MP: S1 Classroom Aide Sem1 - Guerrieri 2 ----- MP: S1 | AP Physics 1 16 ----- MP: S1 | Lunch 0 ----- MP: S1 | AP Physics 1 28 ----- MP: S1 | AP Physics 1 30 ----- MP: S1 |
| Gulbro, K | Department Chair 0 ----- MP: S1 | AVID 11 16 ----- MP: S1 | Prep / Plan 0 ----- MP: S1 | Spanish 1 26 ----- MP: S1 | Lunch 0 ----- MP: S1 | Department Chair 0 ----- MP: S1 | Department Chair 0 ----- MP: S1 | Department Chair 0 ----- MP: S1 |

Master Schedule Matrix - Oswego East High School

| Teacher | Period 1 | Period 2 | Period 3 | Period 4 | Period 5 | Period 6 | Period 7 | Period 8 |
|------------|---|--|---|-------------------------------------|--|--|---|---|
| Harker, S | Prep / Plan 0 MP: S1 | Resource 1 MP: S1 | | Resource 3 MP: S1 | ELL Lunch/ Guided Study Sem 1 23 MP: S1 Guided Study/Lunch Sem 1 26 MP: S1 | Lunch 0 MP: S1 | | |
| Harlow, A. | | | Prep / Plan 0 MP: S1 | Lunch 0 MP: S1 | Biology 16 MP: S1 | Biology 11 MP: S1 | Resource 12 MP: S1 | PLC Coach 0 MP: S1 |
| Heath, M | Advanced Health 2 22 MP: S1 | Prep / Plan 0 MP: S1 | Advanced Health 1 15 MP: S1 | Advanced Health 1 34 MP: S1 | ISI Supervision 0 MP: S1 | Lunch 0 MP: S1 | Advanced Health 1 33 MP: S1 | Advanced Health 1 35 MP: S1 |
| Hegner, M | | Health Education 25 MP: S1 | Prep / Plan 0 MP: S1 | Adventure Education 27 MP: S1 | Adventure Education 30 MP: S1 | Lunch 0 MP: S1 | PE Foundations 34 MP: S1 | Advanced Team Sports - 1st Sem 31 MP: S1 |
| Hillman, J | PE Excel 1st Semester 29 MP: S1 | Adv Personal Fitness 1 24 MP: S1 | Adv Personal Fitness 1 32 MP: S1 | Prep / Plan 0 MP: S1 | Lunch 0 MP: S1 | Athletic Office 0 MP: S1 | Athletic Office 0 MP: S1 | Athletic Office 0 MP: S1 |
| Hog, A | German 1 19 MP: S1 | German 1 20 MP: S1 | Prep / Plan 0 MP: S1 | German 2 12 MP: S1 | Lunch 0 MP: S1 Lunch Sem 1/ Guided Study-Hog 1 MP: S1 | AP German Lang and Culture 5 MP: S1 Honors German 3 13 MP: S1 | Prep / Plan 0 MP: S1 | German 2 13 MP: S1 |
| Hoinkes, K | | | | | | | | Classroom Aide Sem. 1 - Arrambide 1 MP: S1 |
| Holub, A | AP Physics 1 27 MP: S1 Classroom Aide Sem1 - Holub 1 MP: S1 | AP Physics 1 25 MP: S1 | Classroom Aide Sem1 - Holub 1 MP: S1 Honors Principles of Eng 26 MP: S1 | Prep / Plan 0 MP: S1 | Lunch 0 MP: S1 | Prep / Plan 0 MP: S1 | Classroom Aide Sem1 - Holub 1 MP: S1 Honors Civil Eng/Architecture 22 MP: S1 | Honors Eng Design/Development 20 MP: S1 |
| Ideran, S | Classroom Aide Sem1 - Ideran 1 MP: S1 US History 33 MP: S1 | US History 29 MP: S1 | Prep / Plan 0 MP: S1 | AP US History 29 MP: S1 | Frshmn Sem (Ideran)/Lunch 4 MP: S1 Lunch 0 MP: S1 | AP US History 23 MP: S1 | AP World History 29 MP: S1 | Peer Tutoring 0 MP: S1 |

Master Schedule Matrix - Oswego East High School

| Teacher | Period 1 | Period 2 | Period 3 | Period 4 | Period 5 | Period 6 | Period 7 | Period 8 |
|-------------|---|--|--|--|---|---|--|--|
| Johnson, S | Honors Biology 28 MP: S1 ----- | Honors Princip of Biomed Sci 31 MP: S1 ----- | Honors Princip of Biomed Sci 25 MP: S1 ----- | Lunch 0 MP: S1 ----- | Honors Princip of Biomed Sci 22 MP: S1 ----- | Freshman Seminar/Lunch (TM) 22 MP: S1 ----- Lunch/Freshman Seminar (TM) 22 MP: S1 ----- | Prep / Plan 0 MP: S1 ----- | Honors Biology 25 MP: S1 ----- |
| Jordan, J | English 1 29 MP: S1 ----- | English 2 26 MP: S1 ----- | Prep / Plan 0 MP: S1 ----- | English 1 24 MP: S1 ----- | Freshman Seminar/Lunch (JZ,LM) 25 MP: S1 ----- Lunch/Freshman Seminar (JZ) 21 MP: S1 ----- | English 2 21 MP: S1 ----- | Lunch 0 MP: S1 ----- | English 1 30 MP: S1 ----- |
| Jurkovic, M | Prep / Plan 0 MP: S1 ----- | Prep / Plan 0 MP: S1 ----- | Driver Education Sem 1 27 MP: S1 ----- | PE Supervision 0 MP: S1 ----- | Driver Education Sem 1 29 MP: S1 ----- | Driver Education Sem 1 30 MP: S1 ----- | Lunch 0 MP: S1 ----- | Driver Education Sem 1 26 MP: S1 ----- |
| Kahle, C | Prep / Plan 0 MP: S1 ----- | English 1 8 MP: S1 ----- | ISI Supervision 0 MP: S1 ----- | Classroom Aide Sem - Kahle 1 MP: S1 ----- English 1 11 MP: S1 ----- | | Lunch 1 MP: S1 ----- | English 1 12 MP: S1 ----- | Resource 12 MP: S1 ----- |
| Kelleher, S | Modern World History 24 MP: S1 ----- | Classroom Aide Sem1 - Kelleher 1 MP: S1 ----- Modern World History 25 MP: S1 ----- | Classroom Aide Sem1 - Kelleher 1 MP: S1 ----- Modern World History 24 MP: S1 ----- | Lunch 0 MP: S1 ----- | Classroom Aide Sem1 - Kelleher 2 MP: S1 ----- Psychology 1 30 MP: S1 ----- | Freshman Seminar/Lunch (MG, LM) 23 MP: S1 ----- Lunch/Freshman Seminar (MG LM) 22 MP: S1 ----- | Classroom Aide Sem1 - Kelleher 1 MP: S1 ----- Psychology 1 31 MP: S1 ----- | Prep / Plan 0 MP: S1 ----- |
| Khuen, A | Math 9 5 MP: S1 ----- | Resource 11 MP: S1 ----- | Algebra 16 MP: S1 ----- | Lunch 0 MP: S1 ----- | Algebra 2 5 MP: S1 ----- | Algebra 2 9 MP: S1 ----- | Prep / Plan 0 MP: S1 ----- | ISI Supervision 0 MP: S1 ----- |
| Kill, C | Honors Geometry 29 MP: S1 ----- | AP Statistics 29 MP: S1 ----- | AP Statistics 30 MP: S1 ----- | Freshman Seminar/Lunch (AS) 20 MP: S1 ----- Lunch/Freshman Seminar (BF) 22 MP: S1 ----- | Lunch 0 MP: S1 ----- | Prep / Plan 0 MP: S1 ----- | Honors Geometry 27 MP: S1 ----- | Honors Geometry 20 MP: S1 ----- |

Master Schedule Matrix - Oswego East High School

| Teacher | Period 1 | Period 2 | Period 3 | Period 4 | Period 5 | Period 6 | Period 7 | Period 8 |
|------------|---|--|---|---|---|---|---|--|
| Killam, R | Geometry A/B 9 MP: S1 ----- Success Lab Semester 1 1 MP: S1 ----- | Prep / Plan 0 MP: S1 ----- | Algebra 1 0 MP: S1 ----- Geometry A/B 8 MP: S1 ----- Success Lab Semester 1 1 MP: S1 ----- | Lunch 0 MP: S1 ----- | | | | |
| Kimpton, A | PE 10 29 MP: S1 ----- | Advanced Team Sports - 1st Sem 41 MP: S1 ----- | PE Supervision 0 MP: S1 ----- | Prep / Plan 0 MP: S1 ----- | PE 10 28 MP: S1 ----- | PE 10 30 MP: S1 ----- | Lunch 0 MP: S1 ----- | Advanced Team Sports - 1st Sem 33 MP: S1 ----- Classroom Aide Semester 1-Kimpton 1 MP: S1 ----- |
| King, M | Prep / Plan 0 MP: S1 ----- | | | English 3 6 MP: S1 ----- | Lunch 0 MP: S1 ----- | SPED Testing Center 0 MP: S1 ----- | English 3 11 MP: S1 ----- | |
| Kittler, P | SPED Testing Center 0 MP: S1 ----- | | | | Lunch 0 MP: S1 ----- | Resource 13 MP: S1 ----- | | Prep / Plan 0 MP: S1 ----- |
| Knutson, K | College Preparatory Statistics 19 MP: S1 ----- | Geometry 22 MP: S1 ----- | College Preparatory Statistics 14 MP: S1 ----- | Lunch 0 MP: S1 ----- | Academic Study Period Sem 1 67 MP: S1 ----- | Geometry 31 MP: S1 ----- | Prep / Plan 0 MP: S1 ----- | College Preparatory Statistics 18 MP: S1 ----- |
| Koch, K | Prep / Plan 0 MP: S1 ----- | Biology 26 MP: S1 ----- | Lunch 0 MP: S1 ----- | Guided Study/Lunch Sem 1 27 MP: S1 ----- Lunch/ Guided Study Sem 1 28 MP: S1 ----- | Honors Biology 24 MP: S1 ----- | Honors Biology 15 MP: S1 ----- | Biology 28 MP: S1 ----- | Honors Biology 23 MP: S1 ----- |
| Korczak, G | Intro Tech/CAD and Design 24 MP: S1 ----- | Honors Intro to Eng Design 21 MP: S1 ----- | Honors Intro to Eng Design 17 MP: S1 ----- | Classroom Aide Sem1 - G. Korczak 1 MP: S1 ----- Honors Intro to Eng Design 20 MP: S1 ----- | Lunch 0 MP: S1 ----- | Honors Intro to Eng Design 16 MP: S1 ----- | Classroom Aide Sem1 - G. Korczak 1 MP: S1 ----- Honors Intro to Eng Design 21 MP: S1 ----- | Prep / Plan 0 MP: S1 ----- |
| Korczak,E | Forensics 29 MP: S1 ----- | Forensics 24 MP: S1 ----- | Science Lab Prep 0 MP: S1 ----- | Forensics 12 MP: S1 ----- | Lunch 0 MP: S1 ----- | Chemistry 24 MP: S1 ----- | Chemistry 27 MP: S1 ----- | Prep / Plan 0 MP: S1 ----- |
| Kot, L | English 2 8 MP: S1 ----- | | | Lunch 0 MP: S1 ----- | English 2 6 MP: S1 ----- | | SPED Supervision 0 MP: S1 ----- | Prep / Plan 0 MP: S1 ----- |

Master Schedule Matrix - Oswego East High School

| Teacher | Period 1 | Period 2 | Period 3 | Period 4 | Period 5 | Period 6 | Period 7 | Period 8 |
|---------------|---|---|--|--|--|--|--|---|
| Krzeminski, S | Prep / Plan 0 MP: S1 ----- | Ancient History 25 MP: S1 ----- | Prep / Plan 0 MP: S1 ----- | Honors Modern World History 26 MP: S1 ----- | Classroom Aide Sem1 - Krzeminski 1 MP: S1 ----- Honors Modern World History 28 MP: S1 ----- | Lunch 0 MP: S1 ----- | Advanced Placement Seminar 16 MP: S1 ----- | Modern World History 30 MP: S1 ----- |
| Leachman, T | Resource 11 MP: S1 ----- | Earth and Space Science 7 MP: S1 ----- | English 3 6 MP: S1 ----- English 4 2 MP: S1 ----- Success Lab Semester 1 1 MP: S1 ----- | Lunch 0 MP: S1 ----- | SPED Testing Center 0 MP: S1 ----- | Prep / Plan 0 MP: S1 ----- | English 1 5 MP: S1 ----- English 2 8 MP: S1 ----- | |
| Leakakos, T | Algebra 1 31 MP: S1 ----- | Prep / Plan 0 MP: S1 ----- | Algebra 1 29 MP: S1 ----- | Geometry 26 MP: S1 ----- | Algebra 1 27 MP: S1 ----- | Guided Study/Lunch Sem 1 26 MP: S1 ----- Lunch/ Guided Study Sem 1 23 MP: S1 ----- | Lunch 0 MP: S1 ----- | Algebra 1 28 MP: S1 ----- Classroom Aide Sem1 - Leakakos 1 MP: S1 ----- |
| Leal, J | Classroom Aide Sem1 - Leal 2 MP: S1 ----- Hnrs Spanish / Spanish Spkrs 2 21 MP: S1 ----- | Classroom Aide Sem1 - Leal 2 MP: S1 ----- Hnrs Spanish / Spanish Spkrs 2 20 MP: S1 ----- | Prep / Plan 0 MP: S1 ----- | Lunch 0 MP: S1 ----- | Spanish 2 31 MP: S1 ----- | Classroom Aide Sem1 - Leal 1 MP: S1 ----- Spanish for Spanish Speakers 1 23 MP: S1 ----- | Spanish 2 34 MP: S1 ----- | Academic Study Period Sem 1 27 MP: S1 ----- |
| LeBlanc, T | Advanced Team Sports - 1st Sem 44 MP: S1 ----- | Advanced Individual Sports 34 MP: S1 ----- | Prep / Plan 0 MP: S1 ----- | Advanced Team Sports - 1st Sem 40 MP: S1 ----- | Lunch 0 MP: S1 ----- | Advanced Team Sports - 1st Sem 43 MP: S1 ----- Classroom Aide Sem1 - LeBlanc 1 MP: S1 ----- | Advanced Team Sports - 1st Sem 48 MP: S1 ----- Classroom Aide Sem1 - LeBlanc 1 MP: S1 ----- | PE Supervision 0 MP: S1 ----- |
| Leubner, D | US History 31 MP: S1 ----- | US History 20 MP: S1 ----- | US History 25 MP: S1 ----- | Lunch 0 MP: S1 ----- | Guided Study/Lunch Sem 1 29 MP: S1 ----- Lunch/ Guided Study Sem 1 17 MP: S1 ----- | US History 23 MP: S1 ----- | US History 31 MP: S1 ----- | Prep / Plan 0 MP: S1 ----- |
| Liu, L | Success Lab Semester 1 17 MP: S1 ----- | Prep / Plan 0 MP: S1 ----- | Chinese 2 22 MP: S1 ----- | Lunch 0 MP: S1 ----- | AP Chinese Lang and Culture 12 MP: S1 ----- | Prep / Plan 0 MP: S1 ----- | Honors Chinese 3 11 MP: S1 ----- | Chinese 1 23 MP: S1 ----- |

Master Schedule Matrix - Oswego East High School

| Teacher | Period 1 | Period 2 | Period 3 | Period 4 | Period 5 | Period 6 | Period 7 | Period 8 |
|-------------|--|--|---|---|--|--|---|--|
| Longacre, T | Prep / Plan 0 ----- MP: S1 | | ISI Supervision 0 ----- MP: S1 | | Lunch 0 ----- MP: S1 | | | |
| Lopez, E | AP Human Geography 30 ----- MP: S1 | AP Human Geography 30 ----- MP: S1 | AP Human Geography 29 ----- MP: S1 | Lunch 0 ----- MP: S1 | AP Human Geography 24 ----- MP: S1 | Psychology 1 33 ----- MP: S1 | ISI Supervision 0 ----- MP: S1 | Prep / Plan 0 ----- MP: S1 |
| Lopez, F | Classroom Aide Sem1 - F. Lopez 0 ----- MP: S1 Honors Spanish 3 22 ----- MP: S1 | Honors Spanish 3 21 ----- MP: S1 | Honors Spanish 3 22 ----- MP: S1 | AP Spanish Lang and Culture 21 ----- MP: S1 | AP Spanish Lang and Culture 22 ----- MP: S1 | Guided Study/Lunch Sem 1 28 ----- MP: S1 Lunch/ Guided Study Sem 1 20 ----- MP: S1 | Lunch 0 ----- MP: S1 | Prep / Plan 0 ----- MP: S1 |
| Main, J | PE 10 24 ----- MP: S1 | PE Excel 1st Semester 31 ----- MP: S1 | Prep / Plan 0 ----- MP: S1 | ISI Supervision 0 ----- MP: S1 | PE Excel 1st Semester 34 ----- MP: S1 | PE Excel 1st Semester 28 ----- MP: S1 | Lunch 0 ----- MP: S1 | PE 10 36 ----- MP: S1 |
| Martinez, L | Honors Algebra 2 22 ----- MP: S1 | Algebra 2 25 ----- MP: S1 | Honors Algebra 2 26 ----- MP: S1 | Lunch 0 ----- MP: S1 | Algebra 2 25 ----- MP: S1 | Algebra 2 22 ----- MP: S1 | Prep / Plan 0 ----- MP: S1 | Academic Study Period Sem 1 28 ----- MP: S1 |
| Mellas, R | Honors Anatomy and Physiology 28 ----- MP: S1 | Honors Anatomy and Physiology 24 ----- MP: S1 | Chemistry/Physics 14 ----- MP: S1 | Lunch 0 ----- MP: S1 | Guided Study/Lunch Sem 1 28 ----- MP: S1 Lunch/ Guided Study Sem 1 21 ----- MP: S1 | Classroom Aide Sem1 - Mellas 1 ----- MP: S1 Honors Anatomy and Physiology 24 ----- MP: S1 | Prep / Plan 0 ----- MP: S1 | Classroom Aide Sem1 - Mellas 2 ----- MP: S1 Honors Anatomy and Physiology 21 ----- MP: S1 |
| Melzer, J | Geometry A/B 17 ----- MP: S1 | College Preparatory Statistics 28 ----- MP: S1 | Geometry A/B 17 ----- MP: S1 | Lunch 0 ----- MP: S1 | Geometry A/B 17 ----- MP: S1 | Guided Study/Lunch Sem 1 22 ----- MP: S1 Lunch/Guided Study Sem 1 21 ----- MP: S1 | Geometry A/B 17 ----- MP: S1 | Prep / Plan 0 ----- MP: S1 |
| Mihm, J | Prep / Plan 0 ----- MP: S1 | Honors Biology 25 ----- MP: S1 | Honors Biology 26 ----- MP: S1 | Honors Biology 17 ----- MP: S1 | Freshman Seminar/Lunch (JA) 25 ----- MP: S1 Lunch/Freshman Seminar (BF) 22 ----- MP: S1 | Lunch 0 ----- MP: S1 | Honors Biology 28 ----- MP: S1 | Honors Biology 25 ----- MP: S1 |
| Miller, J | Honors Comp Sci / Software Eng 27 ----- MP: S1 | Honors Comp Sci / Software Eng 21 ----- MP: S1 | Academic Study Period Sem 1 77 ----- MP: S1 | Computer Programming 1 27 ----- MP: S1 | Computer Programming 1 25 ----- MP: S1 | Lunch 0 ----- MP: S1 | Marketing 1 35 ----- MP: S1 | Prep / Plan 0 ----- MP: S1 |

Master Schedule Matrix - Oswego East High School

| Teacher | Period 1 | Period 2 | Period 3 | Period 4 | Period 5 | Period 6 | Period 7 | Period 8 |
|--------------|--|---|--|---|--|---|---|--|
| Molinari, P | Classroom Aide Sem1 - Molinari 1 MP: S1 ----- PE Excel 1st Semester 33 MP: S1 ----- | Prep / Plan 0 MP: S1 ----- | Classroom Aide Sem1 - Molinari 1 MP: S1 ----- PE Excel 1st Semester 23 MP: S1 ----- | Classroom Aide Sem1 - Molinari 2 MP: S1 ----- PE Excel 1st Semester 36 MP: S1 ----- | Classroom Aide Sem1 - Molinari 1 MP: S1 ----- Lunch 0 MP: S1 ----- | PE Supervision 0 MP: S1 ----- | Classroom Aide Sem1- Molinari 1 MP: S1 ----- PE Excel 1st Semester 46 MP: S1 ----- | Classroom Aide Sem1 - Molinari 1 MP: S1 ----- PE Excel 1st Semester 38 MP: S1 ----- |
| Monn, Wendy | | | | | | | | |
| Moore, M | PE 10 32 MP: S1 ----- | PE Supervision 0 MP: S1 ----- | Prep / Plan 0 MP: S1 ----- | Health Education 30 MP: S1 ----- | Lunch 0 MP: S1 ----- | Health Education 32 MP: S1 ----- | Classroom Aide Sem1 - Moore 1 MP: S1 ----- Driver Education Sem 1 29 MP: S1 ----- | PE 10 36 MP: S1 ----- |
| Moran, C | | Prep / Plan 0 MP: S1 ----- | | | Resource 13 MP: S1 ----- | Lunch 0 MP: S1 ----- | SPED Testing Center 0 MP: S1 ----- | |
| Morganegg, H | Biology 21 MP: S1 ----- | Biology 28 MP: S1 ----- | Biology 23 MP: S1 ----- | Freshman Seminar/Lunch (JA, MN) 30 MP: S1 ----- Lunch/Freshman Seminar (JA,MN) 26 MP: S1 ----- | Lunch 0 MP: S1 ----- | Honors Princip of Biomed Sci 24 MP: S1 ----- | Honors Princip of Biomed Sci 23 MP: S1 ----- | Prep / Plan 0 MP: S1 ----- |
| Mueller, W | | SPED Testing Center 0 MP: S1 ----- | Resource 11 MP: S1 ----- | | Lunch 0 MP: S1 ----- | Modern World History 10 MP: S1 ----- | Prep / Plan 0 MP: S1 ----- | Modern World History 10 MP: S1 ----- |
| Murphy, B | English 1 29 MP: S1 ----- | English 1 29 MP: S1 ----- | English 1 24 MP: S1 ----- | Lunch 0 MP: S1 ----- | Prep / Plan 0 MP: S1 ----- | College Communication 28 MP: S1 ----- | | |
| Muth, M | Earth and Space Science 28 MP: S1 ----- | Prep / Plan 0 MP: S1 ----- | Earth and Space Science 25 MP: S1 ----- | Classroom Aide Sem1-Muth 1 MP: S1 ----- Earth and Space Science 22 MP: S1 ----- | Guided Study/Lunch Sem 1 29 MP: S1 ----- Lunch/ Guided Study Sem 1 25 MP: S1 ----- | Chemistry 23 MP: S1 ----- | Lunch 0 MP: S1 ----- | Earth and Space Science 24 MP: S1 ----- |
| Naser, S | AVID Supervision 0 MP: S1 ----- | AVID 10 12 MP: S1 ----- | Chemistry 25 MP: S1 ----- | Lunch 0 MP: S1 ----- | Chemistry 19 MP: S1 ----- | Prep / Plan 0 MP: S1 ----- | Chemistry 25 MP: S1 ----- | Chemistry 24 MP: S1 ----- Classroom Aide Sem1 - Naser 1 MP: S1 ----- |

Master Schedule Matrix - Oswego East High School

| Teacher | Period 1 | Period 2 | Period 3 | Period 4 | Period 5 | Period 6 | Period 7 | Period 8 |
|------------------|---|---|---|---|---|---|--|---|
| Neal, W | Prep / Plan 0 ----- MP: S1 | | | | Lunch 0 ----- MP: S1 | Chemistry / Physics 9 ----- MP: S1 | Resource 9 ----- MP: S1 | SPED Testing Center 0 ----- MP: S1 |
| Nelson, R | AP English Language and Comp 27 ----- MP: S1 Classroom Aide Sem1 - Nelson 3 ----- MP: S1 | AP English Language and Comp 29 ----- MP: S1 Classroom Aide Sem1 - Nelson 2 ----- MP: S1 | Prep / Plan 0 ----- MP: S1 | Guided Study/Lunch Sem 1 30 ----- MP: S1 Lunch/ Guided Study Sem 1 28 ----- MP: S1 | Classroom Aide Sem1 - Nelson 2 ----- MP: S1 English 3 25 ----- MP: S1 | Lunch 0 ----- MP: S1 | AP English Language and Comp 29 ----- MP: S1 | Advanced Placement Research 14 ----- MP: S1 |
| Niesluchowski, M | Prep / Plan 0 ----- MP: S1 | Spanish 1 27 ----- MP: S1 | Spanish 1 24 ----- MP: S1 | Spanish 2 24 ----- MP: S1 | Lunch 0 ----- MP: S1 | Guided Study/Lunch Sem 1 24 ----- MP: S1 Lunch/ Guided Study Sem 1 25 ----- MP: S1 | Spanish 2 26 ----- MP: S1 | Spanish 2 23 ----- MP: S1 |
| Niles, B | Intro to Automotive Technology 22 ----- MP: S1 | Woodworking 1/Intro Bldg Trade 23 ----- MP: S1 | Acc Millwork and Cabinetry 0 ----- MP: S1 Advanced Millwork / Cabinetry 5 ----- MP: S1 Millwork and Cabinetry 2 8 ----- MP: S1 | Prep / Plan 0 ----- MP: S1 | Intro to Automotive Technology 25 ----- MP: S1 | Lunch 0 ----- MP: S1 | Classroom Aide Sem1 - Niles 0 ----- MP: S1 Woodworking 1/Intro Bldg Trade 23 ----- MP: S1 | Prep / Plan 0 ----- MP: S1 |
| Nussle, L | Department Chair 0 ----- MP: S1 | PE Leaders 22 ----- MP: S1 | Adventure Education 20 ----- MP: S1 | Department Chair 0 ----- MP: S1 | Prep / Plan 0 ----- MP: S1 | Lunch 0 ----- MP: S1 | Department Chair 0 ----- MP: S1 | Department Chair 0 ----- MP: S1 |
| O'Mara-Croft, P | Classroom Aide Sem1 - O'Mara-Croft 1 ----- MP: S1 Pottery 1 29 ----- MP: S1 | Pottery 2 27 ----- MP: S1 | Jewelry Fiber and Glass Art 1 19 ----- MP: S1 Jewelry Fiber and Glass Art 2 4 ----- MP: S1 | Lunch 0 ----- MP: S1 | Success Lab Semester 1 8 ----- MP: S1 | Success Lab Semester 1 7 ----- MP: S1 | Prep / Plan 0 ----- MP: S1 | Prep / Plan 0 ----- MP: S1 |
| O'Neill, K | Prep / Plan 0 ----- MP: S1 | | | Honors Wind Symphony 30 ----- MP: S1 Wind Symphony 19 ----- MP: S1 | Lunch 0 ----- MP: S1 | Concert Band 52 ----- MP: S1 | Concert Band 40 ----- MP: S1 | Prep / Plan 0 ----- MP: S1 |
| O'Neill, S | Resource 9 ----- MP: S1 | Modern World History 4 ----- MP: S1 | Prep / Plan 0 ----- MP: S1 | English 4 3 ----- MP: S1 Success Lab Semester 1 1 ----- MP: S1 | Lunch 0 ----- MP: S1 | English 2 9 ----- MP: S1 | English 1 5 ----- MP: S1 Success Lab Semester 1 1 ----- MP: S1 | Bus Duty 0 ----- MP: S1 |

Master Schedule Matrix - Oswego East High School

| Teacher | Period 1 | Period 2 | Period 3 | Period 4 | Period 5 | Period 6 | Period 7 | Period 8 |
|---------------|--|--|---|--|--|---|--|---|
| Ocampo, A | Prep / Plan 0 MP: S1 ----- | Geometry 0 MP: S1 ----- Geometry 5 MP: S1 ----- Resource 1 MP: S1 ----- | Resource 9 MP: S1 ----- | Algebra 0 MP: S1 ----- Algebra 1 5 MP: S1 ----- | | | | |
| Ochoa, T | Classroom Aide Sem1 - Ochoa 1 MP: S1 ----- English 2 28 MP: S1 ----- | Prep / Plan 0 MP: S1 ----- | English 2 30 MP: S1 ----- | Classroom Aide Sem1 - Ochoa 2 MP: S1 ----- English 2 26 MP: S1 ----- | Guided Study/Lunch Sem 1 32 MP: S1 ----- Lunch/ Guided Study Sem 1 24 MP: S1 ----- | Classroom Aide Sem1 - Ochoa 0 MP: S1 ----- English 2 28 MP: S1 ----- | Lunch 0 MP: S1 ----- | Classroom Aide Sem1 - Ochoa 1 MP: S1 ----- Creative Writing 33 MP: S1 ----- Directed Study English 1 MP: S1 ----- |
| Palumbo, D | Prep / Plan 0 MP: S1 ----- | Mastery Connect Coach 0 MP: S1 ----- | College Comp and Literature 22 MP: S1 ----- | Pre-AP English 2 23 MP: S1 ----- | Lunch 0 MP: S1 ----- | Pre-AP English 2 28 MP: S1 ----- | English 3 31 MP: S1 ----- | Pre-AP English 2 24 MP: S1 ----- |
| Partington, M | Algebra 2 A/B 21 MP: S1 ----- | AVID Supervision 0 MP: S1 ----- | Algebra 2 A/B 21 MP: S1 ----- | Lunch 0 MP: S1 ----- | Geometry 27 MP: S1 ----- | Algebra 2 A/B 18 MP: S1 ----- | Prep / Plan 0 MP: S1 ----- | Algebra 2 A/B 18 MP: S1 ----- |
| Pastiak, M | PE Supervision 0 MP: S1 ----- | PE 10 35 MP: S1 ----- | PE 10 38 MP: S1 ----- | PE 10 26 MP: S1 ----- | Lunch 0 MP: S1 ----- | Prep / Plan 0 MP: S1 ----- | PE 10 38 MP: S1 ----- | PE Excel 1st Semester 35 MP: S1 ----- |
| Perry, N | | | | | Prep / Plan 0 MP: S1 ----- | | Civics 8 MP: S1 ----- Classroom Aide Sem1 - Perry 1 MP: S1 ----- | Resource 9 MP: S1 ----- Success Lab Semester 1 2 MP: S1 ----- |
| Pescetto, S | Prep / Plan 0 MP: S1 ----- | Success Lab Semester 1 9 MP: S1 ----- | Success Lab Semester 1 11 MP: S1 ----- | Success Lab Semester 1 11 MP: S1 ----- | Lunch 0 MP: S1 ----- | Guided Study/Lunch Sem 1 27 MP: S1 ----- Lunch/ Guided Study Sem 1 27 MP: S1 ----- | Success Lab Semester 1 11 MP: S1 ----- | Success Lab Semester 1 11 MP: S1 ----- |
| Pfaff, R | AVID Supervision 0 MP: S1 ----- | Algebra 2 26 MP: S1 ----- | Algebra 2 28 MP: S1 ----- | Lunch 0 MP: S1 ----- | Algebra 2 27 MP: S1 ----- | Prep / Plan 0 MP: S1 ----- | Pre-Calculus 28 MP: S1 ----- | Pre-Calculus 27 MP: S1 ----- |
| Pross, L | | | Resource 9 MP: S1 ----- | Lunch 0 MP: S1 ----- | | SPED Testing Center 0 MP: S1 ----- | Prep / Plan 0 MP: S1 ----- | Resource 14 MP: S1 ----- |

Master Schedule Matrix - Oswego East High School

| Teacher | Period 1 | Period 2 | Period 3 | Period 4 | Period 5 | Period 6 | Period 7 | Period 8 |
|---------------|--|--|---|---|--|---|---|--|
| Puckett, C | Academic Study Period Sem 1 75 MP: S1 | Directed Study/Horticulture 1 MP: S1 Honors Earth and Space Science 18 MP: S1 | Honors Earth and Space Science 25 MP: S1 | Lunch 0 MP: S1 | AP Environmental Science 20 MP: S1 Classroom Aide Sem1 - Puckett 1 MP: S1 | AP Environmental Science 23 MP: S1 Classroom Aide Sem1 - Puckett 1 MP: S1 Directed Study/Horticulture 1 MP: S1 | AP Environmental Science 23 MP: S1 | Prep / Plan 0 MP: S1 |
| Query, J | AP English Language and Comp 27 MP: S1 Classroom Aide Sem1 - Query 1 MP: S1 | AP English Language and Comp 24 MP: S1 | Prep / Plan 0 MP: S1 | AP English Language and Comp 14 MP: S1 | Digital Journalism 1 15 MP: S1 | Guided Study/Lunch Sem 1 27 MP: S1 Lunch/ Guided Study Sem 1 22 MP: S1 | Lunch 0 MP: S1 | English 3 31 MP: S1 |
| Radziewicz, S | AVID Supervision 0 MP: S1 | Modern World History 23 MP: S1 | Modern World History 28 MP: S1 | Economics 28 MP: S1 | Lunch 0 MP: S1 | Prep / Plan 0 MP: S1 | Modern World History 29 MP: S1 | Modern World History 28 MP: S1 |
| Rathbun, D | Biology 26 MP: S1 | Biology 25 MP: S1 | Prep / Plan 0 MP: S1 | Guided Study/Lunch Sem 1 29 MP: S1 Lunch/ Guided Study Sem 1 30 MP: S1 | Biology 26 MP: S1 | Lunch 0 MP: S1 | Biology 29 MP: S1 | Biology 28 MP: S1 |
| Regas, A | Technology Applications 26 MP: S1 | Prep / Plan 0 MP: S1 | Consumer Education 30 MP: S1 | Consumer Education 30 MP: S1 | AVID Freshman Seminar/Lunch 22 MP: S1 | Consumer Education 34 MP: S1 | Lunch 0 MP: S1 | Floral Design Fundamentals 28 MP: S1 |
| Rexroat, S | Prep / Plan 0 MP: S1 | Symphonic Band 49 MP: S1 | Classroom Aide Sem1 - Rexroat 1 MP: S1 Honors Wind Ensemble 8 MP: S1 Wind Ensemble 43 MP: S1 | | Lunch 0 MP: S1 | | Classroom Aide Sem1 - Rexroat 1 MP: S1 | Prep / Plan 0 MP: S1 |
| Rhoades, C | Prep / Plan 0 MP: S1 | Ambiance Choir 29 MP: S1 | Concert Choir 24 MP: S1 Treble Choir 37 MP: S1 | Lunch 0 MP: S1 | A Cappella Choir 26 MP: S1 Classroom Aide Sem1 - Rhoades (Rexroat) 1 MP: S1 Honors A Cappella Choir 13 MP: S1 | AP Music Theory 29 MP: S1 | Honors Women's Choir 7 MP: S1 Women's Choir 30 MP: S1 | Bass Ensemble 24 MP: S1 Classroom Aide Sem1 - Rhoades 1 MP: S1 |

Master Schedule Matrix - Oswego East High School

| Teacher | Period 1 | Period 2 | Period 3 | Period 4 | Period 5 | Period 6 | Period 7 | Period 8 |
|---------------|---|--|--|--|---|---|--|--|
| Roberts, P | AP Chemistry 16 ----- MP: S1 | | Prep / Plan 0 ----- MP: S1 | Lunch 0 ----- MP: S1 | Department Chair 0 ----- MP: S1 | | | |
| Romo, M | Prep / Plan 0 ----- MP: S1 | AVID Supervision 0 ----- MP: S1 | Spanish 1 28 ----- MP: S1 | Spanish 1 27 ----- MP: S1 | Spanish 1 31 ----- MP: S1 | Lunch 0 ----- MP: S1 | Spanish 1 28 ----- MP: S1 | French 2 27 ----- MP: S1 |
| Rude, K | | | Honors Spanish 4 19 ----- MP: S1 | Lunch 0 ----- MP: S1 | Honors Spanish 4 25 ----- MP: S1 | Classroom Aide Sem1 - Rude 1 ----- MP: S1 Honors Spanish 4 24 ----- MP: S1 | Prep / Plan 0 ----- MP: S1 | AP Spanish Lit and Culture 9 ----- MP: S1 |
| Sadek, Z | Prep / Plan 0 ----- MP: S1 | Athletic Office 0 ----- MP: S1 | Civics 24 ----- MP: S1 | Classroom Aide Sem1 - Sadek 1 ----- MP: S1 US History 21 ----- MP: S1 | Civics 27 ----- MP: S1 | Lunch 0 ----- MP: S1 | Classroom Aide Sem1 - Sadek 1 ----- MP: S1 US History 27 ----- MP: S1 | US History 32 ----- MP: S1 |
| Sajder, S | Prep / Plan 0 ----- MP: S1 | Business Law 1 32 ----- MP: S1 | Business Law 1 31 ----- MP: S1 | Freshman Seminar/Lunch (LM) 26 ----- MP: S1 Lunch/Freshman Seminar (LM) 19 ----- MP: S1 | Business Law 1 30 ----- MP: S1 Classroom Aide Sem1 - Sajder 1 ----- MP: S1 | Lunch 0 ----- MP: S1 | Fundamentals of Business 32 ----- MP: S1 | Fundamentals of Business 27 ----- MP: S1 |
| Sartain, M | Resource 10 ----- MP: S1 | | | | Prep / Plan 0 ----- MP: S1 | | Lunch 0 ----- MP: S1 | |
| Scapino, S | English 3 31 ----- MP: S1 | Contemporary Amer Lit & Comp 29 ----- MP: S1 | Contemporary Amer Lit & Comp 28 ----- MP: S1 | Guided Study/Lunch Sem 1 29 ----- MP: S1 | Prep / Plan 0 ----- MP: S1 | Lunch 0 ----- MP: S1 | Contemporary Amer Lit & Comp 33 ----- MP: S1 | Contemporary Amer Lit & Comp 34 ----- MP: S1 |
| Schaeffer, B | AVID 12 17 ----- MP: S1 | AVID Coach 0 ----- MP: S1 | AP US Government/Politics 21 ----- MP: S1 | AP US Government/Politics 25 ----- MP: S1 | Lunch 0 ----- MP: S1 | Civics 24 ----- MP: S1 Classroom Aide Sem1 - Schaeffer 1 ----- MP: S1 | Prep / Plan 0 ----- MP: S1 | Civics 28 ----- MP: S1 Classroom Aide Sem1 - Schaeffer 1 ----- MP: S1 |
| Scharbert, A. | Classroom Aide Sem1 - Scharbert 1 ----- MP: S1 Culinary Arts and Nutrition 1 25 ----- MP: S1 | Culinary Arts and Nutrition 1 26 ----- MP: S1 | Culinary Arts and Nutrition 1 26 ----- MP: S1 | Guided Study/Lunch Sem 1 29 ----- MP: S1 Lunch/Guided Study Sem 1 27 ----- MP: S1 | Lunch 0 ----- MP: S1 | Prep / Plan 0 ----- MP: S1 | Classroom Aide Sem1 - Scharbert 0 ----- MP: S1 Directed Study Family/Consumer 1 ----- MP: S1 Fashion Construction 1 25 ----- MP: S1 | Fashion Construction 1 21 ----- MP: S1 |

Master Schedule Matrix - Oswego East High School

| Teacher | Period 1 | Period 2 | Period 3 | Period 4 | Period 5 | Period 6 | Period 7 | Period 8 |
|---------------|--|------------------------------------|--|---|--|---|---|--------------------------------|
| Schneider, K | | English 11 MP: S1 | Prep / Plan 0 MP: S1 | Lunch 0 MP: S1 | ELL Freshman Seminar/Lunch 13 MP: S1 | English 2 3 MP: S1 English 2 6 MP: S1 | | Resource 17 MP: S1 |
| Scholle, T | Honors Chemistry 26 MP: S1 | Honors Chemistry 24 MP: S1 | Honors Chemistry 23 MP: S1 | Lunch 0 MP: S1 | Freshman Seminar/Lunch (MG) 22 MP: S1 Lunch/Freshman Seminar (MG, BF) 20 MP: S1 | Forensics 15 MP: S1 | Forensics 26 MP: S1 | Prep / Plan 0 MP: S1 |
| Schremp, N | AVID 9 16 MP: S1 | Acting 1 20 MP: S1 | Classroom Aide Sem1 - Schremp 1 MP: S1 Directing 1 29 MP: S1 | Lunch 0 MP: S1 | ACT/SAT Test Prep Course 23 MP: S1 | ACT/SAT Test Prep Course 30 MP: S1 | Prep / Plan 0 MP: S1 | Prep / Plan 0 MP: S1 |
| Schumacher, K | Prep / Plan 0 MP: S1 | Pre-Calculus 20 MP: S1 | Mastery Connect Coach 0 MP: S1 | Pre-Calculus 29 MP: S1 | Lunch 0 MP: S1 | Algebra 1 A/B 14 MP: S1 Classroom Aide Sem1 - Schumacher(Twohey) 1 MP: S1 | Pre-Calculus 31 MP: S1 | Algebra 1 A/B 14 MP: S1 |
| Senffner, J | PE Foundations 29 MP: S1 PE Leaders Internship 1 MP: S1 | Prep / Plan 0 MP: S1 | Advanced Team Sports - 1st Sem 32 MP: S1 | Lunch 0 MP: S1 | Advanced Team Sports - 1st Sem 42 MP: S1 | ISI Supervision 0 MP: S1 | PE 10 34 MP: S1 | PE Foundations 32 MP: S1 |
| Shore, JP | Honors Pre-Calculus 31 MP: S1 | AP Calculus AB 29 MP: S1 | AP Calculus AB 26 MP: S1 | Guided Study/Lunch Sem 1 30 MP: S1 Lunch/ Guided Study Sem 1 28 MP: S1 | Lunch 0 MP: S1 | Honors Pre-Calculus 19 MP: S1 | AP Calculus AB 29 MP: S1 Classroom Aide Sem1 - Shore 1 MP: S1 | Prep / Plan 0 MP: S1 |
| Sloboda, C | | SPED Testing Center 0 MP: S1 | | Prep / Plan 0 MP: S1 | Algebra 0 MP: S1 Applied Math 7 MP: S1 Geometry 0 MP: S1 | Applied Math 2 MP: S1 Applied Math A 3 MP: S1 | Lunch 0 MP: S1 | Resource 7 MP: S1 |

Master Schedule Matrix - Oswego East High School

| Teacher | Period 1 | Period 2 | Period 3 | Period 4 | Period 5 | Period 6 | Period 7 | Period 8 |
|-------------|---|--|--|--|---|--|--|---|
| Staff | Academic Study Period Sem 1 0 MP: S1 ----- AVID Coach 0 MP: S1 ----- AVID Supervision 0 MP: S1 ----- Classroom Aide Semester 1 0 MP: S1 ----- Late Arrival (Online Learning) 0 MP: S1 ----- Late Arrival - Seniors 65 MP: S1 ----- Office Monitor Sem 1 3 MP: S1 ----- | AVID Coach 0 MP: S1 ----- Classroom Aide Semester 1 1 MP: S1 ----- Geometry 0 MP: S1 ----- Mastery Connect Coach 0 MP: S1 ----- Office Monitor Sem 1 4 MP: S1 ----- | Classroom Aide Semester 1 1 0 MP: S1 ----- Office Monitor Sem 1 2 MP: S1 ----- | Classroom Aide Semester 1 0 MP: S1 ----- Freshman Seminar/Lunch 0 MP: S1 ----- Lunch/Lunch Sem 1 24 MP: S1 ----- Office Monitor Sem 1 2 MP: S1 ----- | Classroom Aide Sem1 0 MP: S1 ----- Classroom Aide Semester 1 0 MP: S1 ----- Early Dismissal - Seniors 1 MP: S1 ----- Guided Study/Lunch Sem 1 0 MP: S1 ----- Lunch/Lunch Sem 1 21 MP: S1 ----- Office Monitor Sem 1 4 MP: S1 ----- | Classroom Aide Semester 1 0 MP: S1 ----- ISI Supervision 0 MP: S1 ----- Lunch/Lunch Sem 1 34 MP: S1 ----- Office Monitor Sem 1 6 MP: S1 ----- PE Supervision 0 MP: S1 ----- | Academic Study Period Sem 1 0 MP: S1 ----- Classroom Aide Semester 1 0 MP: S1 ----- Early Dismissal 2 MP: S1 ----- Geometry 0 MP: S1 ----- Office Monitor Sem 1 2 MP: S1 ----- Office Monitor Sem 1-Stu Servcs 1 MP: S1 ----- | Classroom Aide Semester 1 0 MP: S1 ----- Early Dismissal (Online Lrng) 18 MP: S1 ----- Early Dismissal - Seniors 105 MP: S1 ----- English 1 0 MP: S1 ----- Geometry 0 MP: S1 ----- Office Monitor Sem 1 3 MP: S1 ----- |
| Stanich, H | Department Chair 0 MP: S1 ----- | AP Studio Art: 2D Design 4 MP: S1 ----- AP Studio Art: 3D Design 6 MP: S1 ----- AP Studio Art: Drawing 15 MP: S1 ----- | Classroom Aide Sem1 - Stanich 1 MP: S1 ----- Drawing 1 28 MP: S1 ----- | AP Studio Art: Drawing 0 MP: S1 ----- Classroom Aide Sem1 - Stanich 2 MP: S1 ----- Directed Study Art 1 MP: S1 ----- Painting 1 28 MP: S1 ----- Painting 2 3 MP: S1 ----- | | Lunch 0 MP: S1 ----- | Department Chair 0 MP: S1 ----- | Prep / Plan 0 MP: S1 ----- |
| Sudberry, E | Prep / Plan 0 MP: S1 ----- | Classroom Aide Sem1 - Sudberry 1 MP: S1 ----- English 3 22 MP: S1 ----- | Classroom Aide Sem1 - Sudberry 1 MP: S1 ----- English 3 24 MP: S1 ----- | Guided Study/Lunch Sem 1 30 MP: S1 ----- Lunch/ Guided Study Sem 1 27 MP: S1 ----- | Lunch 0 MP: S1 ----- | English 3 29 MP: S1 ----- | Contemporary Amer Lit & Comp 34 MP: S1 ----- | Contemporary Amer Lit & Comp 35 MP: S1 ----- |

Master Schedule Matrix - Oswego East High School

| Teacher | Period 1 | Period 2 | Period 3 | Period 4 | Period 5 | Period 6 | Period 7 | Period 8 |
|--------------|----------------------------------|----------------------------------|---|--|--|----------------------------|----------------------------------|---------------------------------------|
| Swartz, C | Meteorology 28 MP: S1 | Prep / Plan 0 MP: S1 | Biology 19 MP: S1 | Biology 26 MP: S1 | Freshman Seminar/Lunch (MN) 23 MP: S1 Lunch/Freshman Seminar (TM) 26 MP: S1 | Lunch 0 MP: S1 | Biology 28 MP: S1 | Environmental Science 18 MP: S1 |
| Szymanski, S | PE 10 27 MP: S1 | PE 10 33 MP: S1 | Advanced Team Sports - 1st Sem 32 MP: S1 | Lunch 0 MP: S1 | PE 10 23 MP: S1 | PE 10 22 MP: S1 | Prep / Plan 0 MP: S1 | PE Supervision 0 MP: S1 |
| Thomas, H | AP Biology 18 MP: S1 | | Prep / Plan 0 MP: S1 | Guided Study/Lunch Sem 1 27 MP: S1 Lunch/ Guided Study Sem 1 24 MP: S1 | Lunch 0 MP: S1 | AP Biology 23 MP: S1 | | Biology 29 MP: S1 |
| Thuneman, S | Pre-AP English 2 28 MP: S1 | Pre-AP English 2 29 MP: S1 | Prep / Plan 0 MP: S1 | Freshman Seminar/Lunch (TM) 31 MP: S1 Lunch/Freshman Seminar (AS) 20 MP: S1 | Pre-AP English 2 27 MP: S1 | Lunch 0 MP: S1 | Pre-AP English 1 34 MP: S1 | English 3 32 MP: S1 |
| Thurlwell, A | | Department Chair 0 MP: S1 | Algebra 1 33 MP: S1 Classroom Aide Sem1 - Thurlwell 1 MP: S1 | Algebra 1 29 MP: S1 | Prep / Plan 0 MP: S1 | Lunch 0 MP: S1 | | |
| Twohey, J | | | Academic Study Period Sem 1 - Twohey 1 MP: S1 Classroom Aide Sem1 - Twohey 1 MP: S1 Honors Geometry 24 MP: S1 | Algebra 2 26 MP: S1 | | | | |

Master Schedule Matrix - Oswego East High School

| Teacher | Period 1 | Period 2 | Period 3 | Period 4 | Period 5 | Period 6 | Period 7 | Period 8 |
|------------------|--------------------------------|---|---|---|---|--|---|---|
| Urso, M | Resource 8 MP: S1 | Chemistry/ Physics 8 MP: S1 | Modern World History 6 MP: S1 | SPED Testing Center 0 MP: S1 | Prep / Plan 0 MP: S1 | Algebra 0 MP: S1 ----- Applied Math A 1 MP: S1 ----- Political Science 4 MP: S1 ----- | Lunch 0 MP: S1 | Resource 10 MP: S1 |
| Valladares, E | Prep / Plan 0 MP: S1 | | | Consumer Education 16 MP: S1 | Lunch 0 MP: S1 | Modern World History 14 MP: S1 | US History 5 MP: S1 ----- US History 12 MP: S1 ----- | |
| Van Der Merwe, S | Prep / Plan 0 MP: S1 | Prep / Plan 0 MP: S1 | Culinary Arts and Nutrition 2 17 MP: S1 | Culinary Arts and Nutrition 2 20 MP: S1 | Classroom Aide Sem1 - Van Der Merwe 1 MP: S1 ----- Directed Study Family/Consumer 1 MP: S1 ----- Restaurant Management 1 14 MP: S1 ----- | Lunch 0 MP: S1 | Prep / Plan 0 MP: S1 | Culinary Arts and Nutrition 2 11 MP: S1 |
| Van Dyke, T | | Prep / Plan 0 MP: S1 | | | Lunch 0 MP: S1 | Freshman Seminar/Lunch (AS) 19 MP: S1 ----- Lunch/Freshman Seminar (AS) 19 MP: S1 ----- | | |
| Van Vleet, T | Algebra 2 31 MP: S1 | Prep / Plan 0 MP: S1 | Algebra 2 28 MP: S1 | AP Computer Science 22 MP: S1 | Guided Study/Lunch Sem 1 30 MP: S1 ----- Lunch/ Guided Study Sem 1 19 MP: S1 ----- | Lunch 0 MP: S1 | Algebra 2 31 MP: S1 | Algebra 2 30 MP: S1 |
| Van Wie, A | Parenting 15 MP: S1 | Introduction to Teaching 27 MP: S1 | Prep / Plan 0 MP: S1 | Classroom Aide Sem1 - Van Wie 1 MP: S1 ----- Culinary Arts and Nutrition 1 23 MP: S1 ----- | Guided Study/Lunch Sem 1 29 MP: S1 ----- Lunch/ Guided Study Sem 1 26 MP: S1 ----- | Lunch 0 MP: S1 | Consumer Education 33 MP: S1 | Consumer Education 29 MP: S1 |
| VanLandeghem, T | ISI Supervision 0 MP: S1 | AP US Government/Politics 29 MP: S1 | Prep / Plan 0 MP: S1 | Lunch 0 MP: S1 | Modern World History 23 MP: S1 | Modern World History 29 MP: S1 | AP US Government/Politics 29 MP: S1 | AP US Government/Politics 31 MP: S1 |

Master Schedule Matrix - Oswego East High School

| Teacher | Period 1 | Period 2 | Period 3 | Period 4 | Period 5 | Period 6 | Period 7 | Period 8 |
|--------------|--|--|--|---|--|--|---|---|
| Velasquez,R | Classroom Aide Sem1 - Velasquez 1 MP: S1 ----- Health Education 30 MP: S1 ----- | PE Supervision 0 MP: S1 ----- | Advanced Health 1 16 MP: S1 ----- | Lunch 0 MP: S1 ----- | Advanced Health 1 27 MP: S1 ----- | Prep / Plan 0 MP: S1 ----- | Health Education 30 MP: S1 ----- | Health Education 20 MP: S1 ----- |
| Vera, J | Department Chair 0 MP: S1 ----- | AP US History 30 MP: S1 ----- | AP US History 28 MP: S1 ----- | Prep / Plan 0 MP: S1 ----- | Lunch 0 MP: S1 ----- | Department Chair 0 MP: S1 ----- | Department Chair 0 MP: S1 ----- | Department Chair 0 MP: S1 ----- |
| Vesta, N | | | | Biology 25 MP: S1 ----- | | Prep / Plan 0 MP: S1 ----- | Medical Topics/Medical Terms 18 MP: S1 ----- | |
| Wachowski, L | Chemistry/Physics 21 MP: S1 ----- | Chemistry/Physics 21 MP: S1 ----- | Prep / Plan 0 MP: S1 ----- | Chemistry 20 MP: S1 ----- | Lunch 0 MP: S1 ----- | Freshman Seminar/Lunch (JA) 20 MP: S1 ----- | Chemistry 25 MP: S1 ----- | Chemistry 26 MP: S1 ----- |
| Waibel, L | Algebra 2 33 MP: S1 ----- | Pre-Calculus 17 MP: S1 ----- | Prep / Plan 0 MP: S1 ----- | Algebra 2 28 MP: S1 ----- | Pre-Calculus 28 MP: S1 ----- | Lunch 0 MP: S1 ----- | Algebra 2 33 MP: S1 ----- | Academic Study Period Sem 1 28 MP: S1 ----- |
| Walters, R | AP US History 34 MP: S1 ----- Classroom Aide Sem1 - Walters 1 MP: S1 ----- | World Cultures 29 MP: S1 ----- | Prep / Plan 0 MP: S1 ----- | US History 22 MP: S1 ----- | AP US History 24 MP: S1 ----- | Academic Study Period Sem 1 66 MP: S1 ----- | Lunch 0 MP: S1 ----- | AP US History 32 MP: S1 ----- Classroom Aide Sem1 - Walters 0 MP: S1 ----- |
| White, R | AVID Supervision 0 MP: S1 ----- | Modern World Lit and Comp 24 MP: S1 ----- | Modern World Lit and Comp 17 MP: S1 ----- | Lunch 0 MP: S1 ----- | English 1 19 MP: S1 ----- | Prep / Plan 0 MP: S1 ----- | English 1 30 MP: S1 ----- | English 1 29 MP: S1 ----- |
| Whitlock, A | Prep / Plan 0 MP: S1 ----- | French 1 19 MP: S1 ----- | French 1 22 MP: S1 ----- | Lunch 0 MP: S1 ----- | Classroom Aide Sem1 - Whitlock 3 MP: S1 ----- French 1 20 MP: S1 ----- Guided Study/Lunch Sem 1 (Whitlock) 2 MP: S1 ----- | Classroom Aide Sem1- Whitlock 3 MP: S1 ----- French 2 26 MP: S1 ----- | Prep / Plan 0 MP: S1 ----- | AP French Lang and Culture 8 MP: S1 ----- Honors French 3 8 MP: S1 ----- |
| Wilson, K | | Geometry 11 MP: S1 ----- | | Classroom Aide Semester 1-Wilson 1 MP: S1 ----- Prep / Plan 0 MP: S1 ----- | Lunch 0 MP: S1 ----- | SPED Testing Center 0 MP: S1 ----- | Geometry 11 MP: S1 ----- | Geometry 11 MP: S1 ----- |

Master Schedule Matrix - Oswego East High School

| Teacher | Period 1 | Period 2 | Period 3 | Period 4 | Period 5 | Period 6 | Period 7 | Period 8 |
|--------------|-------------------------------------|--|--|---|---|---|---|---|
| Wodzinski, J | | | Prep / Plan 0 ----- MP: S1 | | Guided Study/Lunch Sem 1(JW) 1 ----- MP: S1 ----- SPED Testing Center 0 ----- MP: S1 | | Lunch 0 ----- MP: S1 | |
| Zaehler, H | Prep / Plan 0 ----- MP: S1 | English 4: Senior English 30 ----- MP: S1 | English 4: Senior English 0 ----- MP: S1 ----- English 4: Senior English 32 ----- MP: S1 | Freshman Seminar/Lunch (BF) 16 ----- MP: S1 ----- Lunch/Freshman Seminar (MG) 17 ----- MP: S1 | Lunch 0 ----- MP: S1 | AP English Literature and Comp 14 ----- MP: S1 | English 4: Senior English 31 ----- MP: S1 | English 4: Senior English 30 ----- MP: S1 |
| Zayed, F | Spanish 1 24 ----- MP: S1 | Spanish 2 26 ----- MP: S1 | Spanish 2 29 ----- MP: S1 | Guided Study/Lunch Sem 1 29 ----- MP: S1 ----- Lunch/ Guided Study Sem 1 30 ----- MP: S1 | Lunch 0 ----- MP: S1 | Classroom Aide Sem1 - Zayed 1 ----- MP: S1 ----- Spanish 1 26 ----- MP: S1 | Prep / Plan 0 ----- MP: S1 | Spanish 1 29 ----- MP: S1 |

Master Schedule Matrix - Oswego High School

| Teacher | Period 1 | Period 2 | Period 3 | Period 4 | Period 5 | Period 6 | Period 7 | Period 8 |
|-------------------------|---|--|--|--|---|--|--|----------------------------------|
| Abels, Allison | ASP Math Tutor 0 MP: S1 | Prep / Plan 0 MP: S1 | Honors Algebra 2 22 MP: S1 | Algebra 1 31 MP: S1 | Algebra 1 30 MP: S1 | Lunch 0 MP: S1 | Algebra 1 29 MP: S1 Do Not Use 0 MP: S1 | Honors Algebra 2 30 MP: S1 |
| Aceret, E | Pre-AP English 2 29 MP: S1 | Pre-AP English 2 29 MP: S1 | Prep / Plan 0 MP: S1 | Directed Study English 1 MP: S1 Yearbook Journalism 1 18 MP: S1 Yearbook Journalism 2 1 MP: S1 | Yearbook Journalism 1 15 MP: S1 Yearbook Journalism 2 0 MP: S1 Yearbook Journalism Aide/Lunch Sem 1 0 MP: S1 | Lunch 0 MP: S1 | English Coach 0 MP: S1 | Pre-AP English 2 30 MP: S1 |
| Albert, Julie | Prep / Plan 0 MP: S1 | | | Lunch 0 MP: S1 | | Resource 11 MP: S1 | | |
| Allen, Brian | Classroom Aide 1/Allen 0 MP: S1 Millwork and Cabinetry 2 20 MP: S1 | Acc Millwork and Cabinetry 7 MP: S1 Advanced Millwork / Cabinetry 16 MP: S1 | Millwork and Cabinetry 2 21 MP: S1 | Cafeteria Supervision 0 MP: S1 | Lunch 0 MP: S1 | Honors Civil Eng/Architecture 14 MP: S1 Industrial Tech Aide/Lunch Sem 1 1 MP: S1 | Honors Intro to Eng Design 24 MP: S1 | Prep / Plan 0 MP: S1 |
| Amesquita, Martin | German 1 24 MP: S1 | German 1 23 MP: S1 | German 1 19 MP: S1 | Freshman Seminar/Lunch 24 MP: S1 Lunch/Freshman Seminar 25 MP: S1 | Lunch 0 MP: S1 | AP German Lang and Culture 3 MP: S1 Honors German 3 5 MP: S1 | Prep / Plan 0 MP: S1 | German 2 22 MP: S1 |
| Anderson, Lauren | Prep / Plan 0 MP: S1 | Health Education 30 MP: S1 | Health Education 28 MP: S1 | Lunch 0 MP: S1 | Health Education 26 MP: S1 | Guided Study/Lunch Sem 1 29 MP: S1 Lunch/Guided Study Sem 1 31 MP: S1 | Health Education 33 MP: S1 | Health Education 32 MP: S1 |
| Augustine, Elizabeth | Prep / Plan 0 MP: S1 | Applied Math A 11 MP: S1 | Math 9 8 MP: S1 | Lunch 0 MP: S1 | | Applied Math A 11 MP: S1 | CVE Class 0 MP: S1 CVE Class 12 MP: S1 Resource 0 MP: S1 | |

Master Schedule Matrix - Oswego High School

| Teacher | Period 1 | Period 2 | Period 3 | Period 4 | Period 5 | Period 6 | Period 7 | Period 8 |
|----------------------|--|---|---|--|--|--|--|--|
| Baier, V | Algebra 1 24 MP: S1 | Prep / Plan 0 MP: S1 | Algebra 1 23 MP: S1 | Algebra 2 A/B 18 MP: S1 Do Not Use 0 MP: S1 | Lunch 0 MP: S1 | Algebra 2 A/B 18 MP: S1 Do Not Use 0 MP: S1 | Academic Study Period Sem 1 34 MP: S1 | Algebra 1 30 MP: S1 |
| Baker, Stacey | Modern World History 28 MP: S1 | Modern World History 28 MP: S1 | AP European History 21 MP: S1 | Lunch 0 MP: S1 | AP European History 18 MP: S1 | Freshman Seminar/Lunch 25 MP: S1 Lunch/Freshman Seminar 24 MP: S1 | Modern World History 30 MP: S1 | Prep / Plan 0 MP: S1 |
| Barron, L | AP Chemistry 15 MP: S1 | | Honors Chemistry 27 MP: S1 | Lunch 0 MP: S1 | Guided Study/Lunch Sem 1 36 MP: S1 Lunch/Guided Study Sem 1 32 MP: S1 | Honors Chemistry 25 MP: S1 | Prep / Plan 0 MP: S1 | Honors Chemistry 27 MP: S1 |
| Bechina, J | Prep / Plan 0 MP: S1 | AP English Language and Comp 21 MP: S1 | AP English Language and Comp 20 MP: S1 | AP English Language and Comp 16 MP: S1 | Lunch 0 MP: S1 | Pre-AP English 1 31 MP: S1 | Pre-AP English 1 30 MP: S1 | Locker Room Supervision 0 MP: S1 |
| Behling, Stephen | Spanish 2 29 MP: S1 | Spanish 2 31 MP: S1 | Prep / Plan 0 MP: S1 | Spanish 1 29 MP: S1 | Freshman Seminar/Lunch 26 MP: S1 Lunch/Freshman Seminar 27 MP: S1 | Lunch 0 MP: S1 | Spanish 1 30 MP: S1 | Spanish 1 32 MP: S1 |
| Benters, Brandon | Biology 25 MP: S1 Do Not Use 0 MP: S1 | Prep / Plan 0 MP: S1 | Biology 26 MP: S1 Do Not Use 0 MP: S1 | Biology 29 MP: S1 Do Not Use 0 MP: S1 | Cafeteria Supervison 0 MP: S1 | Lunch 0 MP: S1 | Biology 29 MP: S1 | Honors Biology 27 MP: S1 |
| Billman-Galuhn, Adam | Prep / Plan 0 MP: S1 | Honors Modern World History 34 MP: S1 | Honors Modern World History 31 MP: S1 | US History 25 MP: S1 | Lunch 0 MP: S1 | Cafeteria Supervison 0 MP: S1 | US History 31 MP: S1 | AP World History 16 MP: S1 |
| Blyth, Taylor | Modern World History 28 MP: S1 | Classroom Aide 2/Blythe 1 MP: S1 Do Not Use 0 MP: S1 Modern World History 29 MP: S1 | Do Not Use 0 MP: S1 Modern World History 30 MP: S1 | Lunch 0 MP: S1 | Freshman Seminar/Lunch 26 MP: S1 Lunch/Freshman Seminar 28 MP: S1 | Psychology 1 30 MP: S1 | Prep / Plan 0 MP: S1 | Psychology 1 29 MP: S1 |

Master Schedule Matrix - Oswego High School

| Teacher | Period 1 | Period 2 | Period 3 | Period 4 | Period 5 | Period 6 | Period 7 | Period 8 |
|---------------------|--|--|---|---|---|--|---|--|
| Borrowman, M | Algebra 1 A/B 21 MP: S1 ----- Do Not Use 0 MP: S1 ----- | Algebra 1 29 MP: S1 ----- Do Not Use 0 MP: S1 ----- | Algebra 1 A/B 21 MP: S1 ----- Do Not Use 0 MP: S1 ----- | Lunch 0 MP: S1 ----- | Algebra 1 31 MP: S1 ----- Do Not Use 0 MP: S1 ----- | AVID Freshman Seminar/Lunch 30 MP: S1 ----- Lunch/AVID Study 15 MP: S1 ----- | Prep / Plan 0 MP: S1 ----- | Online Teacher/Coordinator 0 MP: S1 ----- |
| Bosold, Traci | Prep / Plan 0 MP: S1 ----- | Earth and Space Science 10 MP: S1 ----- | | | | Lunch 0 MP: S1 ----- | | |
| Bowers, Todd | | Prep / Plan 0 MP: S1 ----- | English 2 9 MP: S1 ----- | Lunch 0 MP: S1 ----- | English 2 10 MP: S1 ----- | | | |
| Boyle, Tyler | Advanced Team Sports - 1st Sem 38 MP: S1 ----- | Prep / Plan 0 MP: S1 ----- | Advanced Individual Sports 42 MP: S1 ----- PE Leader Internship (1st Sem) 0 MP: S1 ----- | Lunch 0 MP: S1 ----- | Advanced Individual Sports 33 MP: S1 ----- | ISI Supervision 0 MP: S1 ----- | PE Bowling/Fitness 38 MP: S1 ----- | Advanced Team Sports - 1st Sem 43 MP: S1 ----- |
| Cann, Edward | Do Not Use 0 MP: S1 ----- US History 27 MP: S1 ----- | Prep / Plan 0 MP: S1 ----- | Do Not Use 0 MP: S1 ----- US History 31 MP: S1 ----- | Cafeteria Supervision 0 MP: S1 ----- | Do Not Use 0 MP: S1 ----- US History 26 MP: S1 ----- | Lunch 0 MP: S1 ----- | AP US History 26 MP: S1 ----- Classroom Aide 7/Cann 1 MP: S1 ----- | Classroom Aide/US History Semester 1 1 MP: S1 ----- US History 30 MP: S1 ----- |
| Cannavino, S | Honors Anatomy and Physiology 23 MP: S1 ----- | Biology 27 MP: S1 ----- Do Not Use 0 MP: S1 ----- | Prep / Plan 0 MP: S1 ----- | Lunch 0 MP: S1 ----- | ISI Supervision 0 MP: S1 ----- | Biology 29 MP: S1 ----- | Biology 25 MP: S1 ----- Do Not Use 0 MP: S1 ----- | Biology 27 MP: S1 ----- Do Not Use 0 MP: S1 ----- |
| Carlson, J | Prep / Plan 0 MP: S1 ----- | | | Lunch 0 MP: S1 ----- | | | | Resource 15 MP: S1 ----- |
| Carlson, S | | Business Law 1 31 MP: S1 ----- | Prep / Plan 0 MP: S1 ----- | Consumer Education 28 MP: S1 ----- | Consumer Education 28 MP: S1 ----- | Lunch 0 MP: S1 ----- | Business Law 1 32 MP: S1 ----- | Business Law 1 27 MP: S1 ----- |
| Caudill, Bridget | | Prep / Plan 0 MP: S1 ----- | | | Lunch 0 MP: S1 ----- | | | Resource 15 MP: S1 ----- |
| Cerven, Shalisse | | | | | Honors Modern World History 32 MP: S1 ----- | Honors Modern World History 34 MP: S1 ----- | Do Not Use 0 MP: S1 ----- Modern World History 28 MP: S1 ----- | Do Not Use 0 MP: S1 ----- Modern World History 29 MP: S1 ----- |

Master Schedule Matrix - Oswego High School

| Teacher | Period 1 | Period 2 | Period 3 | Period 4 | Period 5 | Period 6 | Period 7 | Period 8 |
|----------------------|--|---|--|--|--|--|--|--|
| Champion, Kelsey | Algebra 2 A/B 23 MP: S1 ----- Do Not Use 0 MP: S1 ----- | Prep / Plan 0 MP: S1 ----- | Algebra 2 A/B 23 MP: S1 ----- Do Not Use 0 MP: S1 ----- | Classroom Aide/Math Semester 1 1 MP: S1 ----- Peer Tutoring 18 MP: S1 ----- | Algebra 2 A/B 16 MP: S1 ----- Do Not Use 0 MP: S1 ----- | Lunch 0 MP: S1 ----- | Algebra 2 A/B 16 MP: S1 ----- Do Not Use 0 MP: S1 ----- | Algebra 2 27 MP: S1 ----- |
| Childers, Adam | | | | | Earth and Space Science 24 MP: S1 ----- | Do Not Use 0 MP: S1 ----- Earth and Space Science 25 MP: S1 ----- | Do Not Use 0 MP: S1 ----- Earth and Space Science 26 MP: S1 ----- | Do Not Use 0 MP: S1 ----- Earth and Space Science 25 MP: S1 ----- |
| Code, Kathleen | Resource 10 MP: S1 ----- | Prep / Plan 0 MP: S1 ----- | English 4 7 MP: S1 ----- | Lunch 0 MP: S1 ----- | | English 2 8 MP: S1 ----- | English 1 3 MP: S1 ----- | |
| Conant, Katherine | Prep / Plan 0 MP: S1 ----- | English 1 31 MP: S1 ----- | English 1 31 MP: S1 ----- | English 1 30 MP: S1 ----- | Lunch 0 MP: S1 ----- | Freshman Seminar/Lunch 24 MP: S1 ----- Lunch/Freshman Seminar 25 MP: S1 ----- | Acting 1 26 MP: S1 ----- | Acting 1 18 MP: S1 ----- |
| Considine, Donna | Social Studies 7 MP: S1 ----- | Science 6 MP: S1 ----- | Math 8 MP: S1 ----- Vocational Education 0 MP: S1 ----- | Lunch 1 MP: S1 ----- | English 8 MP: S1 ----- | Prep / Plan 0 MP: S1 ----- | | Math 0 MP: S1 ----- Vocational Education 8 MP: S1 ----- |
| Contino, T | Prep / Plan 0 MP: S1 ----- | College Comp and Literature 18 MP: S1 ----- | College Comp and Literature 19 MP: S1 ----- | Guided Study/Lunch Sem 1 35 MP: S1 ----- Lunch/Guided Study Sem 1 34 MP: S1 ----- | Lunch 0 MP: S1 ----- | AP English Language and Comp 21 MP: S1 ----- | AP English Language and Comp 25 MP: S1 ----- | AP English Language and Comp 27 MP: S1 ----- |
| Cook, Andrew | US History 4 MP: S1 ----- | Prep / Plan 0 MP: S1 ----- | | Resource 13 MP: S1 ----- | | Lunch 0 MP: S1 ----- | | |
| Cook, Sandra | Computer Programming 1 27 MP: S1 ----- | Computer Programming 1 26 MP: S1 ----- | Computer Programming 1 26 MP: S1 ----- | Lunch 0 MP: S1 ----- | Guided Study/Lunch Sem 1 32 MP: S1 ----- Lunch/Guided Study Sem 1 34 MP: S1 ----- | Honors Comp Sci / Software Eng 16 MP: S1 ----- | Prep / Plan 0 MP: S1 ----- | Honors Comp Sci / Software Eng 19 MP: S1 ----- |

Master Schedule Matrix - Oswego High School

| Teacher | Period 1 | Period 2 | Period 3 | Period 4 | Period 5 | Period 6 | Period 7 | Period 8 |
|----------------------|---|---|---|---|---|---|---|---|
| Cooney, B | Office Monitor 1/Attendance 1 MP: S1 ----- Office Monitor 1/Deans 2 MP: S1 ----- Office Monitor 1/Security 2 MP: S1 ----- | Office Monitor 2/Attendance 2 MP: S1 ----- Office Monitor 2/Deans 3 MP: S1 ----- Office Monitor 2/Security 1 MP: S1 ----- | Office Monitor 3/Attendance 1 MP: S1 ----- Office Monitor 3/Deans 1 MP: S1 ----- Office Monitor 3/Security 0 MP: S1 ----- | Office Monitor 4/Attendance 1 MP: S1 ----- Office Monitor 4/Deans 1 MP: S1 ----- Office Monitor 4/Security 0 MP: S1 ----- | Office Monitor 5/Attendance 1 MP: S1 ----- Office Monitor 5/Deans 2 MP: S1 ----- Office Monitor 5/Security 0 MP: S1 ----- | Lunch/Security 0 MP: S1 ----- Office Monitor 6/Attendance 1 MP: S1 ----- Office Monitor 6/Deans 1 MP: S1 ----- Office Monitor 6/Security 1 MP: S1 ----- | Office Monitor 7/Attendance 1 MP: S1 ----- Office Monitor 7/Deans 1 MP: S1 ----- Office Monitor 7/Security 2 MP: S1 ----- | Office Monitor 8/Attendance 1 MP: S1 ----- Office Monitor 8/Deans 1 MP: S1 ----- Office Monitor 8/Security 1 MP: S1 ----- |
| Cramer, Ashley | Prep / Plan 0 MP: S1 ----- | Do Not Use 0 MP: S1 ----- Geometry 28 MP: S1 ----- | Geometry 28 MP: S1 ----- | Algebra 2 21 MP: S1 ----- | Lunch 0 MP: S1 ----- | Algebra 2 22 MP: S1 ----- Do Not Use 0 MP: S1 ----- | Algebra 2 29 MP: S1 ----- Do Not Use 0 MP: S1 ----- | ASP Math Tutor 0 MP: S1 ----- |
| Cronin, B | Driver Education Sem 1 28 MP: S1 ----- | Driver Education Sem 1 26 MP: S1 ----- | Driver Education Sem 1 27 MP: S1 ----- | Lunch 0 MP: S1 ----- | Driver Education Sem 1 27 MP: S1 ----- | Cafeteria Supervision 0 MP: S1 ----- | Honors Int Ath Trng/Sports Med 16 MP: S1 ----- | Prep / Plan 0 MP: S1 ----- |
| Daehnke, K | PE Excel 1st Semester 34 MP: S1 ----- | PE 10 33 MP: S1 ----- | ISI Supervision 0 MP: S1 ----- | Advanced Team Sports - 1st Sem 38 MP: S1 ----- | Lunch 0 MP: S1 ----- | PE 10 25 MP: S1 ----- | PE 10 36 MP: S1 ----- | Prep / Plan 0 MP: S1 ----- |
| Dickson, V | | | | English 1 8 MP: S1 ----- | Lunch 0 MP: S1 ----- | | English 1 9 MP: S1 ----- | Prep / Plan 0 MP: S1 ----- |
| Dillon, Amy | Forensics 28 MP: S1 ----- | Forensics 24 MP: S1 ----- | Prep / Plan 0 MP: S1 ----- | Classroom Aide 6/Dillon 1 MP: S1 ----- Honors Chemistry 22 MP: S1 ----- | Honors Chemistry 23 MP: S1 ----- | Lunch 0 MP: S1 ----- | Honors Chemistry 24 MP: S1 ----- | ASP Science Tutor 0 MP: S1 ----- |
| Disabato, Abigail | Prep / Plan 0 MP: S1 ----- | English 2 28 MP: S1 ----- | | Digital Journalism 1 17 MP: S1 ----- Digital Journalism 2 0 MP: S1 ----- | Lunch 0 MP: S1 ----- | Digital Journalism 1 14 MP: S1 ----- Digital Journalism 2 0 MP: S1 ----- | Do Not Use 0 MP: S1 ----- English 2 29 MP: S1 ----- | Do Not Use 0 MP: S1 ----- English 2 28 MP: S1 ----- |
| Diveley, Elaine | Prep / Plan 0 MP: S1 ----- | French 1 24 MP: S1 ----- | French 1 21 MP: S1 ----- | French 1 24 MP: S1 ----- | Lunch 0 MP: S1 ----- | | | |
| Duffy, S | Classroom Aide 1/Duffy 1 MP: S1 ----- English 6 MP: S1 ----- | Social Studies 5 MP: S1 ----- | Math 6 MP: S1 ----- | Science 6 MP: S1 ----- Vocational Education 0 MP: S1 ----- | Classroom Aide/Lunch Sem 1 1 MP: S1 ----- Lunch 5 MP: S1 ----- | Lunch 5 MP: S1 ----- | Prep / Plan 0 MP: S1 ----- | Science 0 MP: S1 ----- Vocational Education 6 MP: S1 ----- |

Master Schedule Matrix - Oswego High School

| Teacher | Period 1 | Period 2 | Period 3 | Period 4 | Period 5 | Period 6 | Period 7 | Period 8 |
|-----------------|---|--|---|---|---|---|---|---|
| Dunn, Nicholas | Success Lab Semester 1 17 MP: S1 | Success Lab Semester 1 24 MP: S1 | Success Lab Semester 1 15 MP: S1 | Prep / Plan 0 MP: S1 | Lunch 0 MP: S1 | Success Lab Semester 1 19 MP: S1 | Success Lab Semester 1 23 MP: S1 | Success Lab Semester 1 19 MP: S1 |
| Dwyer, Tom | Classroom Aide 1/Dwyer 2 MP: S1 Restaurant Management 1 17 MP: S1 | Classroom Aide 2/Dwyer 2 MP: S1 | Classroom Aide 3/Dwyer 1 MP: S1 Classroom Aide/Culinary Arts 0 MP: S1 Culinary Arts and Nutrition 2 17 MP: S1 | Classroom Aide 4/Dwyer 1 MP: S1 Culinary Arts and Nutrition 2 20 MP: S1 | Lunch 0 MP: S1 | Classroom Aide 6/Dwyer 1 MP: S1 Culinary Arts and Nutrition 1 18 MP: S1 | Prep / Plan 0 MP: S1 | |
| Edwards, Je | Prep / Plan 0 MP: S1 | | PE 10 24 MP: S1 | PE Bowling/Fitness 34 MP: S1 | Lunch 0 MP: S1 | | | |
| Fehrenbacher, M | SEL Support Code 0 MP: S1 | Adventure Education 36 MP: S1 | Adventure Education 34 MP: S1 | Adventure Education 24 MP: S1 | Advanced Team Sports - 1st Sem 36 MP: S1 | Lunch 0 MP: S1 | Prep / Plan 0 MP: S1 | Advanced Team Sports - 1st Sem 39 MP: S1 |
| Ferguson, Karen | Do Not Use 0 MP: S1 English 1 28 MP: S1 | Do Not Use 0 MP: S1 English 1 29 MP: S1 | AVID Supervision 0 MP: S1 | Lunch 0 MP: S1 | AVID 9 26 MP: S1 | Do Not Use 0 MP: S1 English 1 29 MP: S1 | Prep / Plan 0 MP: S1 | English 1 31 MP: S1 |
| Franta, Joseph | | Biology 7 MP: S1 | Prep / Plan 0 MP: S1 | | Lunch 0 MP: S1 | Biology 12 MP: S1 | Resource 14 MP: S1 | |
| Freischlag, S | Geometry A/B 16 MP: S1 | Algebra 2 29 MP: S1 | Geometry A/B 16 MP: S1 | Lunch 0 MP: S1 | Do Not Use 0 MP: S1 Geometry A/B 20 MP: S1 | Peer Tutoring 20 MP: S1 | Do Not Use 0 MP: S1 Geometry A/B 20 MP: S1 | Prep / Plan 0 MP: S1 |
| Gatlin, L | Prep / Plan 0 MP: S1 | Honors Biology 28 MP: S1 | AVID Supervision 0 MP: S1 Hallway Supervision 0 MP: S1 | Biology 29 MP: S1 | Biology 28 MP: S1 | Lunch 0 MP: S1 | Honors Biology 24 MP: S1 | Biology 26 MP: S1 |
| Gilmour, Jeff | | Prep / Plan 0 MP: S1 | | | Lunch 0 MP: S1 | Resource 9 MP: S1 | | |

Master Schedule Matrix - Oswego High School

| Teacher | Period 1 | Period 2 | Period 3 | Period 4 | Period 5 | Period 6 | Period 7 | Period 8 |
|---------------------|--|--|---|--|---|--|---|--|
| Glynn, A | Honors Biology 27 MP: S1 | Prep / Plan 0 MP: S1 | Classroom Aide 3/Glynn 1 MP: S1 Honors Biology 24 MP: S1 | Honors Biology 28 MP: S1 | Classroom Aide 5/Glynn 1 MP: S1 Honors Biology 29 MP: S1 | Guided Study/Lunch Sem 1 36 MP: S1 Lunch/Guided Study Sem 1 32 MP: S1 | Lunch 0 MP: S1 | Biology 28 MP: S1 Classroom Aide 8/Glynn 1 MP: S1 |
| Gordon, Jennifer | I.C.E. Class 21 MP: S1 | I.C.E. Class 20 MP: S1 | Prep / Plan 0 MP: S1 | Guided Study/Lunch Sem 1 36 MP: S1 Lunch/Guided Study Sem 1 35 MP: S1 | I.C.E. Work 1st Semester 10 MP: S1 Lunch 0 MP: S1 | I.C.E. Work 1st Semester 19 MP: S1 | I.C.E. Work 1st Semester 11 MP: S1 | I.C.E. Work 1st Semester 0 MP: S1 |
| Gothelf, A | Prep / Plan 0 MP: S1 | Sociology 1 30 MP: S1 | Sociology 1 30 MP: S1 | Lunch 0 MP: S1 | | | | |
| Grove, Melissa | Prep / Plan 0 MP: S1 | Resource 16 MP: S1 | English 1 1 MP: S1 English 2 6 MP: S1 | Lunch 0 MP: S1 | English 1 8 MP: S1 | English 3 2 MP: S1 English 4 8 MP: S1 | Consumer Education 6 MP: S1 | |
| Guido, N | Academic Study Period Sem 1 29 MP: S1 | Modern World History 30 MP: S1 | Honors Modern World History 31 MP: S1 | Lunch 0 MP: S1 | Do Not Use 0 MP: S1 Modern World History 28 MP: S1 | Do Not Use 0 MP: S1 Modern World History 28 MP: S1 | Prep / Plan 0 MP: S1 | AP European History 17 MP: S1 |
| Hands, Sarah | Do Not Use 0 MP: S1 English 3 29 MP: S1 | Do Not Use 0 MP: S1 English 3 30 MP: S1 | Prep / Plan 0 MP: S1 | Lunch 0 MP: S1 | Creative Writing 28 MP: S1 | English 3 24 MP: S1 | AVID Supervision 0 MP: S1 Hallway Supervision 0 MP: S1 | Do Not Use 0 MP: S1 English 3 27 MP: S1 |
| Harazin, J | Advanced Team Sports - 1st Sem 37 MP: S1 | ISI Supervision 0 MP: S1 | PE Bowling/Fitness 39 MP: S1 | Lunch 0 MP: S1 | PE Bowling/Fitness 33 MP: S1 | PE Bowling/Fitness 36 MP: S1 | Collaborative PE 46 MP: S1 | Prep / Plan 0 MP: S1 |
| Hardy, M | | Prep / Plan 0 MP: S1 | | Lunch 0 MP: S1 | Resource 12 MP: S1 | | | |
| Harker, Sue | | | | | | | | |
| Henderson, Jennifer | Prep / Plan 0 MP: S1 | Culinary Arts and Nutrition 1 25 MP: S1 | Academic Study Period Sem 1 22 MP: S1 | Consumer Education 27 MP: S1 | Culinary Arts and Nutrition 2 16 MP: S1 | Lunch 0 MP: S1 | Culinary Arts and Nutrition 1 23 MP: S1 | Culinary Arts and Nutrition 1 24 MP: S1 |

Master Schedule Matrix - Oswego High School

| Teacher | Period 1 | Period 2 | Period 3 | Period 4 | Period 5 | Period 6 | Period 7 | Period 8 |
|-------------------|--|--|--|---|--|---|--|---------------------------------|
| Henricks, Aaron | Prep / Plan 0 MP: S1 | AP US History 27 MP: S1 Classroom Aide 2/Henricks 1 MP: S1 | AP US History 28 MP: S1 | Lunch 0 MP: S1 | Civics 14 MP: S1 | Classroom Aide 6/Henricks 1 MP: S1 Guided Study/Lunch Sem 1 33 MP: S1 Lunch/Guided Study Sem 1 33 MP: S1 | Classroom Aide 7/Henricks 2 MP: S1 Military Topics 29 MP: S1 | Military Topics 27 MP: S1 |
| Henricks, Rachael | Literacy Dynamics 11 MP: S1 | Literacy Dynamics 9 MP: S1 | Do Not Use 0 MP: S1 English 3 29 MP: S1 | Lunch 0 MP: S1 | Do Not Use 0 MP: S1 English 3 29 MP: S1 | English 2 26 MP: S1 | AVID Supervision 0 MP: S1 Hallway Supervision 0 MP: S1 | Prep / Plan 0 MP: S1 |
| Holt, Megin | Geometry 27 MP: S1 | ASP Math Tutor 0 MP: S1 | Geometry 23 MP: S1 | Lunch 0 MP: S1 | Geometry 23 MP: S1 | Algebra 1 26 MP: S1 | Geometry 27 MP: S1 | Prep / Plan 0 MP: S1 |
| Holtz, E | Classroom Aide 1/Holtz 1 MP: S1 English 1 28 MP: S1 | Prep / Plan 0 MP: S1 | English 2 30 MP: S1 | Classroom Aide 4/Holtz 1 MP: S1 Creative Writing 23 MP: S1 | Directed Study English 1 MP: S1 English 2 24 MP: S1 | Lunch 0 MP: S1 | Academic Study Period Sem 1 35 MP: S1 | English 2 27 MP: S1 |
| Horn, Zachary | Meteorology 25 MP: S1 | Prep / Plan 0 MP: S1 | Honors Earth and Space Science 27 MP: S1 | Honors Earth and Space Science 25 MP: S1 | Honors Earth and Space Science 25 MP: S1 | Lunch 0 MP: S1 | ASP Science Tutor 0 MP: S1 | Physics 22 MP: S1 |
| Hotaki, C. | English 3 29 MP: S1 | English 3 30 MP: S1 | Academic Study Period Sem 1 24 MP: S1 | Lunch 0 MP: S1 | Film Analysis and Composition 29 MP: S1 | Film Analysis and Composition 24 MP: S1 | Prep / Plan 0 MP: S1 | English 3 29 MP: S1 |
| Howell, Laura | Geometry 3 MP: S1 | Prep / Plan 0 MP: S1 | Earth and Space Science 5 MP: S1 | Lunch 0 MP: S1 | | | Resource 10 MP: S1 | |
| Howerton, Amy | Prep / Plan 0 MP: S1 | | Do Not Use 0 MP: S1 English 3 30 MP: S1 | Do Not Use 0 MP: S1 English 3 28 MP: S1 | Lunch 0 MP: S1 | | | |
| Huser, Trevor | Chemistry 26 MP: S1 | Chemistry 27 MP: S1 | Prep / Plan 0 MP: S1 | ISI Supervision 0 MP: S1 | Lunch 0 MP: S1 | Chemistry 27 MP: S1 | Chemistry 26 MP: S1 | Chemistry 25 MP: S1 |

Master Schedule Matrix - Oswego High School

| Teacher | Period 1 | Period 2 | Period 3 | Period 4 | Period 5 | Period 6 | Period 7 | Period 8 |
|---------------------|--|--|---|---|---|--|---|---|
| Imbordino, Anthony | PE 10 37 MP: S1 ----- | Prep / Plan 0 MP: S1 ----- | Locker Room Supervision 0 MP: S1 ----- PE Foundations 28 MP: S1 ----- | PE 10 34 MP: S1 ----- | PE Foundations 35 MP: S1 ----- | Lunch 0 MP: S1 ----- | Locker Room Supervision 0 MP: S1 ----- | |
| Jackson, Ashley | | Prep / Plan 0 MP: S1 ----- | | | Lunch 0 MP: S1 ----- | | | |
| Johnson, C | Prep / Plan 0 MP: S1 ----- | Contemporary Amer Lit & Comp 33 MP: S1 ----- | Pre-AP English 2 30 MP: S1 ----- | Pre-AP English 2 27 MP: S1 ----- | Lunch 0 MP: S1 ----- | Pre-AP English 2 27 MP: S1 ----- | English 2 28 MP: S1 ----- | Academic Study Period Sem 1 33 MP: S1 ----- |
| Johnson, Dv | Geometry 22 MP: S1 ----- | Academic Study Period Sem 1 35 MP: S1 ----- | Algebra 1 22 MP: S1 ----- | Lunch 0 MP: S1 ----- | Geometry 23 MP: S1 ----- | Geometry 19 MP: S1 ----- | Prep / Plan 0 MP: S1 ----- | Geometry 24 MP: S1 ----- |
| Johnson, Ma | AP Human Geography 28 MP: S1 ----- | AP Human Geography 28 MP: S1 ----- Office Monitor 2/Athletics 0 MP: S1 ----- | Modern World History 27 MP: S1 ----- | Prep / Plan 0 MP: S1 ----- | Lunch 0 MP: S1 ----- | | | |
| Kachinsky, Taylor | | Prep / Plan 0 MP: S1 ----- | | | Lunch 0 MP: S1 ----- | | Algebra 2 6 MP: S1 ----- | |
| Kash, Jessica | French 2 18 MP: S1 ----- | French 2 19 MP: S1 ----- | Prep / Plan 0 MP: S1 ----- | French 2 16 MP: S1 ----- | Lunch 0 MP: S1 ----- | Freshman Seminar/Lunch 26 MP: S1 ----- Lunch/Freshman Seminar 25 MP: S1 ----- | AP French Lang and Culture 6 MP: S1 ----- Classroom Aide 7/Davis 1 MP: S1 ----- Honors French 3 13 MP: S1 ----- | AP French Lang and Culture 4 MP: S1 ----- Honors French 3 12 MP: S1 ----- |
| Kauzlarich, Kristin | Prep / Plan 0 MP: S1 ----- | Early Childhood 2 (Elementary) 9 MP: S1 ----- | | Early Childhood 1 (Preschool) 20 MP: S1 ----- | | Lunch 0 MP: S1 ----- | Child Development 30 MP: S1 ----- | Hallway Supervision 0 MP: S1 ----- |
| Keener, S | Do Not Use 0 MP: S1 ----- Earth and Space Science 28 MP: S1 ----- | Do Not Use 0 MP: S1 ----- Earth and Space Science 28 MP: S1 ----- | Prep / Plan 0 MP: S1 ----- | Forensics 30 MP: S1 ----- | Lunch 0 MP: S1 ----- | Guided Study/Lunch Sem 1 35 MP: S1 ----- Lunch/Guided Study Sem 1 34 MP: S1 ----- | Forensics 27 MP: S1 ----- | Forensics 28 MP: S1 ----- |

Master Schedule Matrix - Oswego High School

| Teacher | Period 1 | Period 2 | Period 3 | Period 4 | Period 5 | Period 6 | Period 7 | Period 8 |
|-------------------|---|--|--|--|---------------------------------------|---|--|--|
| Kersting, M | PE Excel 1st Semester 29 MP: S1 | PE Excel 1st Semester 36 MP: S1 | PE Excel 1st Semester 38 MP: S1 | Lunch 0 MP: S1 | PE Excel 1st Semester 34 MP: S1 | Driver Education Sem 1 29 MP: S1 | ISI Supervision 0 MP: S1 | Prep / Plan 0 MP: S1 |
| Keto, J | Prep / Plan 0 MP: S1 | | Advanced Placement Seminar 25 MP: S1 Classroom Aide/AP Seminar 1 MP: S1 | AP US History 31 MP: S1 | Lunch 0 MP: S1 | | | |
| Keyvan, Chanel | Algebra 1 24 MP: S1 Do Not Use 0 MP: S1 | Algebra 1 30 MP: S1 Classroom Aide/Math Semester 1 1 MP: S1 | Lunch 0 MP: S1 | AP Calculus AB 23 MP: S1 | AP Calculus AB 28 MP: S1 | Academic Study Period Sem 1 38 MP: S1 | AVID 10 16 MP: S1 | Prep / Plan 0 MP: S1 |
| Killingham, Tonja | English 3 26 MP: S1 | Hallway Supervision 0 MP: S1 | Prep / Plan 0 MP: S1 | English 1 28 MP: S1 | Lunch 0 MP: S1 | English 3 23 MP: S1 | English 3 31 MP: S1 | English 3 29 MP: S1 |
| King, Jaclyn | | | Prep / Plan 0 MP: S1 | ESL Bridge 14 MP: S1 | Lunch 0 MP: S1 | | | |
| Knoecklein, Max | Prep / Plan 0 MP: S1 | Geometry 0 MP: S1 Geometry 6 MP: S1 | | Algebra 0 MP: S1 Algebra 1 6 MP: S1 Algebra Sem 2 1 MP: S1 | Lunch 0 MP: S1 | | | Resource 11 MP: S1 |
| Knowles, Susan | Introduction to Relationships 29 MP: S1 | Introduction to Relationships 29 MP: S1 | Prep / Plan 0 MP: S1 | Fashion Construction 1 19 MP: S1 | Lunch 0 MP: S1 | Culinary Arts and Nutrition 1 19 MP: S1 | Culinary Arts and Nutrition 1 24 MP: S1 | Hallway Supervision 0 MP: S1 |
| Kolkay, A | Art Foundations 1 31 MP: S1 Classroom Aide 1/Kolkay 2 MP: S1 | Art Foundations 1 29 MP: S1 | Prep / Plan 0 MP: S1 | Drawing 1 27 MP: S1 | Cafeteria Supervision 0 MP: S1 | Lunch 0 MP: S1 | Drawing 1 29 MP: S1 | Art Foundations 1 26 MP: S1 |
| Koonce, Lia | Honors Princip of Biomed Sci 15 MP: S1 | Hallway Supervision 0 MP: S1 | Prep / Plan 0 MP: S1 | Chemistry/Physics 23 MP: S1 Do Not Use 0 MP: S1 | Lunch 0 MP: S1 | Chemistry/Physics 20 MP: S1 | Chemistry/Physics 25 MP: S1 Do Not Use 0 MP: S1 | Chemistry/Physics 27 MP: S1 Do Not Use 0 MP: S1 |

Master Schedule Matrix - Oswego High School

| Teacher | Period 1 | Period 2 | Period 3 | Period 4 | Period 5 | Period 6 | Period 7 | Period 8 |
|-------------------|--|--|--|--|--|--|--|---|
| Krebs, M | Prep / Plan 0 ----- MP: S1 | | Algebra 2 30 ----- MP: S1 | Algebra 2 20 MP: S1 ----- Do Not Use 0 ----- MP: S1 | Lunch 0 ----- MP: S1 | | | |
| Larsen, N | Prep / Plan 0 ----- MP: S1 | | Medical Topics/Medical Terms 17 ----- MP: S1 | | Lunch 0 ----- MP: S1 | Honors Anatomy and Physiology 26 ----- MP: S1 | Honors Anatomy and Physiology 25 ----- MP: S1 | Classroom Aide Semester 1 1 ----- MP: S1 Classroom Aide Semester 1/Science 0 ----- MP: S1 Honors Anatomy and Physiology 26 ----- MP: S1 |
| LaVelle, Kristin | English 2 28 ----- MP: S1 | Prep / Plan 0 ----- MP: S1 | English 3 27 ----- MP: S1 | Guided Study/Lunch Sem 1 36 ----- MP: S1 Lunch/Guided Study Sem 1 32 ----- MP: S1 | Lunch 0 ----- MP: S1 | English 3 23 ----- MP: S1 | English 3 30 ----- MP: S1 | Advanced Placement Research 12 ----- MP: S1 |
| Leone, Milica | Prep / Plan 0 ----- MP: S1 | Chemistry 24 ----- MP: S1 | Chemistry 28 ----- MP: S1 | Academic Study Period Sem 1 39 ----- MP: S1 | Chemistry 25 ----- MP: S1 Classroom Aide 5/Leone 1 ----- MP: S1 | Lunch 0 ----- MP: S1 | Chemistry 27 ----- MP: S1 | Chemistry 27 ----- MP: S1 |
| Loftus, William | Intro to Automotive Technology 22 ----- MP: S1 | Intro to Automotive Technology 22 ----- MP: S1 | | Woodworking 1/Intro Bldg Trade 21 ----- MP: S1 | Lunch 0 ----- MP: S1 | Woodworking 1/Intro Bldg Trade 21 ----- MP: S1 | Woodworking 1/Intro Bldg Trade 22 ----- MP: S1 | Prep / Plan 0 ----- MP: S1 |
| Mancke, Amanda | Spanish 1 29 ----- MP: S1 | Spanish 1 30 ----- MP: S1 | Prep / Plan 0 ----- MP: S1 | Spanish 2 28 ----- MP: S1 | Guided Study/Lunch Sem 1 34 ----- MP: S1 Lunch/Guided Study Sem 1 33 ----- MP: S1 | Lunch 0 ----- MP: S1 | Spanish 2 30 ----- MP: S1 | Spanish 2 28 ----- MP: S1 |

Master Schedule Matrix - Oswego High School

| Teacher | Period 1 | Period 2 | Period 3 | Period 4 | Period 5 | Period 6 | Period 7 | Period 8 |
|-----------------|---|--|--|---|--|---|--|---|
| Marcinko, P | Office Monitor 1/Student Services 2 MP: S1 | Office Monitor 2/Student Services 1 MP: S1 | Office Monitor 3/Student Services 2 MP: S1 | Office Monitor 4/Student Services 1 MP: S1 | Academic Study Period/Student Services 1 MP: S1 Guided Study/Lunch Sem 1 1 MP: S1 Office Monitor 5/Student Services 3 MP: S1 | Office Monitor 6/Student Services 2 MP: S1 | Office Monitor 7/Student Services 1 MP: S1 | Academic Study 8/Career Center 1 MP: S1 Academic Study Period Sem 1 1 MP: S1 Office Monitor 8/Student Services 2 MP: S1 |
| Marshall, Aaron | US History 30 MP: S1 | US History 30 MP: S1 | Prep / Plan 0 MP: S1 | Modern World History 31 MP: S1 | Freshman Seminar/Lunch 26 MP: S1 Lunch/Freshman Seminar 28 MP: S1 | Lunch 0 MP: S1 | Modern World History 29 MP: S1 | Modern World History 29 MP: S1 |
| McCarthy, M | Classroom Aide Semester 1 0 MP: S1 Introductory Horticulture 23 MP: S1 | Introductory Horticulture 22 MP: S1 | Floral Design Fundamentals 26 MP: S1 | Lunch 0 MP: S1 | Floral Design Fundamentals 23 MP: S1 | Floral Design Fundamentals 22 MP: S1 | Academic Study Period Sem 1 34 MP: S1 | Prep / Plan 0 MP: S1 |
| McIlvaine, Amy | Math 13 MP: S1 | Reading Resource 1 MP: S1 | English 12 MP: S1 | Social Studies 11 MP: S1 | Lunch 4 MP: S1 Vocational Education 4 MP: S1 | Lunch 6 MP: S1 Social Studies 4 MP: S1 | | Science 8 MP: S1 Vocational Education 9 MP: S1 |
| Minard, Mollie | Social Studies 7 MP: S1 | Science 7 MP: S1 | English 9 MP: S1 | Lunch 9 MP: S1 | Math 8 MP: S1 | | Prep / Plan 0 MP: S1 | Resource 9 MP: S1 |
| Monn, W | SEL Support Code 0 MP: S1 | Advanced Health 2 32 MP: S1 | Advanced Health 1 28 MP: S1 | Advanced Health 1 33 MP: S1 | Advanced Health 1 33 MP: S1 | Lunch 0 MP: S1 | Prep / Plan 0 MP: S1 | Advanced Health 1 32 MP: S1 |
| Morain, Cynthia | | | Chemistry 26 MP: S1 | Chemistry 24 MP: S1 Lunch/Classroom Aide Morain 1 MP: S1 | Lunch 0 MP: S1 | AP Environmental Science 12 MP: S1 | Prep / Plan 0 MP: S1 | AP Environmental Science 14 MP: S1 |

Master Schedule Matrix - Oswego High School

| Teacher | Period 1 | Period 2 | Period 3 | Period 4 | Period 5 | Period 6 | Period 7 | Period 8 |
|-----------------|--|--|---|--|---|--|---|---|
| Morales, Monica | Prep / Plan 0 MP: S1 | Honors Spanish 4 24 MP: S1 | Honors Spanish 4 25 MP: S1 | Guided Study/Lunch Sem 1 34 MP: S1 Lunch/Guided Study Sem 1 36 MP: S1 | Honors Spanish 4 24 MP: S1 | Lunch 0 MP: S1 | AP Spanish Lang and Culture 19 MP: S1 | AP Spanish Lang and Culture 22 MP: S1 |
| Mosley, Gary | Prep / Plan 0 MP: S1 | | Resource 12 MP: S1 | Lunch 0 MP: S1 | | Algebra 7 MP: S1 | | Algebra 12 MP: S1 |
| Mundsinger, D | Academic Study Period Sem 1 1 MP: S1 Classroom Aide/LRC 1 MP: S1 | Academic Study Period Sem 1 3 MP: S1 Classroom Aide 2/Mundsinger 1 MP: S1 | Academic Study Period Sem 1 2 MP: S1 | Academic Study Period/LRC 3 MP: S1 | Academic Study Period Sem 1 1 MP: S1 Lunch/Guided Study Sem 1 2 MP: S1 | Guided Study/Lunch Sem 1 1 MP: S1 Guided Study/Lunch Sem 1 7 MP: S1 | | Academic Study Period/LRC 1 MP: S1 Guided Study/Lunch Sem 1 1 MP: S1 |
| Munz, Christine | Culinary Arts and Nutrition 1 26 MP: S1 | Academic Study Period Sem 1 35 MP: S1 | Interior Design 29 MP: S1 | Lunch 0 MP: S1 | Classroom Aide Semester 1 1 MP: S1 Culinary Arts and Nutrition 1 23 MP: S1 | Child Development 27 MP: S1 | Prep / Plan 0 MP: S1 | Child Development 30 MP: S1 |
| Murphy, B | | | | | | | | College Communication 26 MP: S1 |
| Musolf, Amanda | English 3 27 MP: S1 | Prep / Plan 0 MP: S1 | English 3 29 MP: S1 | Freshman Seminar/Lunch 24 MP: S1 Lunch/Freshman Seminar 23 MP: S1 | Modern World Lit and Comp 30 MP: S1 | Lunch 0 MP: S1 | Modern World Lit and Comp 32 MP: S1 | English 3 28 MP: S1 |
| Nahas, Kayla | AP Physics 1 23 MP: S1 | Prep / Plan 0 MP: S1 | Physics 23 MP: S1 | Physics 21 MP: S1 | Physics 25 MP: S1 | Lunch 0 MP: S1 | Physics 27 MP: S1 | Academic Study Period Sem 1 31 MP: S1 |
| Neitzel, C | Psychology 1 30 MP: S1 | Psychology 1 28 MP: S1 | AP Psychology 26 MP: S1 | Lunch 0 MP: S1 | Psychology 1 26 MP: S1 | Guided Study/Lunch Sem 1 34 MP: S1 Lunch/Guided Study Sem 1 30 MP: S1 | Classroom Aide 7/Neitzel 0 MP: S1 Psychology 1 31 MP: S1 | Prep / Plan 0 MP: S1 |
| Nunamaker, Bill | Office Monitor 1/Main 1 MP: S1 | Office Monitor 2/Main 1 MP: S1 | Office Monitor 3/Main 1 MP: S1 | Office Monitor 4/Main 1 MP: S1 | Office Monitor 5/Main 1 MP: S1 | Office Monitor 6/Main 1 MP: S1 | Office Monitor 7/Main 1 MP: S1 | Office Monitor 8/Main 1 MP: S1 |

Master Schedule Matrix - Oswego High School

| Teacher | Period 1 | Period 2 | Period 3 | Period 4 | Period 5 | Period 6 | Period 7 | Period 8 |
|------------------------|--|--|---|--|--|---|--|--|
| Okoren, D | Prep / Plan 0 MP: S1 | | Classroom Aide 3/Okoren 1 MP: S1 Culinary Arts and Nutrition 1 24 MP: S1 | Culinary Arts and Nutrition 1 21 MP: S1 | Lunch 0 MP: S1 | | | |
| Olandese, Daniel | Prep / Plan 0 MP: S1 | | Biology 23 MP: S1 Do Not Use 0 MP: S1 | Biology 28 MP: S1 | Lunch 0 MP: S1 | | | |
| Oslos, A | Film Analysis and Composition 27 MP: S1 | Film Analysis and Composition 31 MP: S1 | Film Analysis and Composition 32 MP: S1 | Lunch 0 MP: S1 | Guided Study/Lunch Sem 1 35 MP: S1 Lunch/Guided Study Sem 1 33 MP: S1 | Prep / Plan 0 MP: S1 | Do Not Use 0 MP: S1 English 1 31 MP: S1 | Do Not Use 0 MP: S1 English 1 31 MP: S1 |
| Pelzer, G | AP Statistics 16 MP: S1 | Prep / Plan 0 MP: S1 | | Honors Geometry 32 MP: S1 | Honors Geometry 30 MP: S1 | Lunch 0 MP: S1 | Honors Geometry 30 MP: S1 | AP Statistics 22 MP: S1 |
| Pentzien, Ryan | Honors Intro to Eng Design 26 MP: S1 | Honors Intro to Eng Design 25 MP: S1 | Honors Intro to Eng Design 26 MP: S1 | Lunch 0 MP: S1 | Honors Principles of Eng 23 MP: S1 | Classroom Aide Semester 1 1 MP: S1 Honors Principles of Eng 21 MP: S1 | Prep / Plan 0 MP: S1 | Honors Eng Design/Development 17 MP: S1 |
| Peterson, Jennifer | | Prep / Plan 0 MP: S1 | | | | Lunch 0 MP: S1 | | Resource 9 MP: S1 |
| Pfalzgraf, Karliene | Prep / Plan 0 MP: S1 | Resource 7 MP: S1 | | English 1 2 MP: S1 English 2 3 MP: S1 English 3 1 MP: S1 | Health Education 4 MP: S1 | Lunch 0 MP: S1 | | |
| Phelps, P | AP Biology 23 MP: S1 | | AP Biology 19 MP: S1 | | Lunch 0 MP: S1 | Prep / Plan 0 MP: S1 | AVID Supervision 0 MP: S1 | Honors Biology 28 MP: S1 |
| Pine, J | Honors Algebra 2 29 MP: S1 | Honors Algebra 2 30 MP: S1 | Algebra 2 27 MP: S1 | Lunch 0 MP: S1 | Peer Tutoring 19 MP: S1 | Honors Algebra 2 26 MP: S1 | Honors Algebra 2 28 MP: S1 | Prep / Plan 0 MP: S1 |

Master Schedule Matrix - Oswego High School

| Teacher | Period 1 | Period 2 | Period 3 | Period 4 | Period 5 | Period 6 | Period 7 | Period 8 |
|------------------------|--|--|---|--|--|---|--|---|
| Piper, J | AP Physics C 18 MP: S1 | | AVID Supervision 0 MP: S1 Hallway Supervision 0 MP: S1 | Lunch 0 MP: S1 | AP Physics 1 27 MP: S1 | AP Physics 1 23 MP: S1 Classroom Aide Semester 6/Piper 1 MP: S1 | AP Physics 1 25 MP: S1 | Prep / Plan 0 MP: S1 |
| Pohlmann, Chad | Civics 29 MP: S1 | Locker Room Supervision 0 MP: S1 | AVID 11 18 MP: S1 | AVID 12 16 MP: S1 | Lunch 0 MP: S1 | Civics 22 MP: S1 Do Not Use 0 MP: S1 | Civics 32 MP: S1 | Prep / Plan 0 MP: S1 |
| Polensky, Sara M. | PE 10 34 MP: S1 | PE 10 37 MP: S1 | Locker Room Supervision 0 MP: S1 | Lunch 0 MP: S1 | Health Education 29 MP: S1 | PE Foundations 33 MP: S1 | Prep / Plan 0 MP: S1 | PE Foundations 35 MP: S1 |
| Popp, Emily | Prep / Plan 0 MP: S1 | Do Not Use 0 MP: S1 English 2 29 MP: S1 | Do Not Use 0 MP: S1 English 2 29 MP: S1 | Do Not Use 0 MP: S1 English 2 23 MP: S1 | Lunch 0 MP: S1 | English 4: Senior English 30 MP: S1 | English 4: Senior English 32 MP: S1 | Hallway Supervision 0 MP: S1 |
| Predl, Colleen | SEL Support Code 0 MP: S1 | Prep / Plan 0 MP: S1 | PE 10 29 MP: S1 | PE 10 30 MP: S1 | PE Foundations 35 MP: S1 | Lunch 0 MP: S1 | PE Foundations 33 MP: S1 PE Leader Internship (1st Sem) 1 MP: S1 | PE Foundations 34 MP: S1 |
| Prigodich, B | English 2 28 MP: S1 | Prep / Plan 0 MP: S1 | Modern World Lit and Comp 32 MP: S1 | English 2 21 MP: S1 | College Comp and Literature 19 MP: S1 | Lunch 0 MP: S1 | College Comp and Literature 23 MP: S1 | ASP English/Reading Tutor 0 MP: S1 |
| Quattrocchi, Gianna | AP Spanish Lang and Culture 24 MP: S1 | Prep / Plan 0 MP: S1 | Spanish 2 28 MP: S1 | Freshman Seminar/Lunch 24 MP: S1 Lunch/Freshman Seminar 25 MP: S1 | Spanish 2 30 MP: S1 | Lunch 0 MP: S1 | Spanish 2 30 MP: S1 | Spanish 2 30 MP: S1 |
| Rafferty, Alicia | Algebra 1 24 MP: S1 | Geometry A/B 13 MP: S1 | Prep / Plan 0 MP: S1 | Geometry A/B 13 MP: S1 | Academic Study Period Sem 1 34 MP: S1 | Lunch 0 MP: S1 | Algebra 1 29 MP: S1 | Algebra 1 31 MP: S1 |
| Ramirez, Lirio | | Modern World History 10 MP: S1 | Resource 13 MP: S1 | | Lunch 0 MP: S1 | Prep / Plan 0 MP: S1 | US History 15 MP: S1 | Resource 17 MP: S1 |

Master Schedule Matrix - Oswego High School

| Teacher | Period 1 | Period 2 | Period 3 | Period 4 | Period 5 | Period 6 | Period 7 | Period 8 |
|--------------------|--|---------------------------------------|---|--|--|--|--|---|
| Rehak, Tiffany | Honors Geometry 32 MP: S1 ----- | Prep / Plan 0 MP: S1 ----- | Algebra 1 25 MP: S1 ----- | Algebra 1 29 MP: S1 ----- | Lunch 0 MP: S1 ----- | Algebra 1 29 MP: S1 ----- | AVID Supervision 0 MP: S1 ----- Math Coach 0 MP: S1 ----- | Honors Geometry 31 MP: S1 ----- |
| Rodriguez, A | Classroom Aide 1/Rodriguez 1 MP: S1 ----- Metalworking and Mfg 1 23 MP: S1 ----- | Prep / Plan 0 MP: S1 ----- | Metalworking and Mfg 1 20 MP: S1 ----- | Adv Metalwork and Mfg 7 MP: S1 ----- Metalworking and Mfg 2 13 MP: S1 ----- | Lunch 0 MP: S1 ----- | Adv Metalwork and Mfg 5 MP: S1 ----- Metalworking and Mfg 2 12 MP: S1 ----- | Metalworking and Mfg 1 24 MP: S1 ----- | ISI Supervision 0 MP: S1 ----- |
| Ruan, Bing | | | Chinese 1 6 MP: S1 ----- Honors Chinese 3 1 MP: S1 ----- | AP Chinese Lang and Culture 3 MP: S1 ----- Chinese 2 6 MP: S1 ----- | | | | |
| Rude, K | AP Spanish Lit and Culture 15 MP: S1 ----- | | | | | | | |
| Ruter, Deborah | Marketing 1 31 MP: S1 ----- | Marketing 1 30 MP: S1 ----- | Marketing 1 31 MP: S1 ----- | Lunch 0 MP: S1 ----- | AP Microeconomics 29 MP: S1 ----- | Guided Study/Lunch Sem 1 31 MP: S1 ----- Lunch/Guided Study Sem 1 28 MP: S1 ----- | Consumer Education 33 MP: S1 ----- | Prep / Plan 0 MP: S1 ----- |
| Ryan, Lauren | Modern World History 9 MP: S1 ----- | | Modern World History 6 MP: S1 ----- | Lunch 0 MP: S1 ----- | Resource 10 MP: S1 ----- | | Prep / Plan 0 MP: S1 ----- | |
| Sample, Lauren | | | Prep / Plan 0 MP: S1 ----- | Lunch 0 MP: S1 ----- | | English 3 12 MP: S1 ----- | Resource 15 MP: S1 ----- | |
| Samuilis, Amber | Pre-Calculus 26 MP: S1 ----- | Pre-Calculus 27 MP: S1 ----- | Prep / Plan 0 MP: S1 ----- | Lunch 0 MP: S1 ----- | Algebra 2 22 MP: S1 ----- | Pre-Calculus 26 MP: S1 ----- | Algebra 2 27 MP: S1 ----- | Academic Study Period Sem 1 33 MP: S1 ----- |

Master Schedule Matrix - Oswego High School

| Teacher | Period 1 | Period 2 | Period 3 | Period 4 | Period 5 | Period 6 | Period 7 | Period 8 |
|------------------------|--|--|----------------------------------|--|--|---|--|---|
| San Roman, S | | | Chamber Winds 51 MP: S1 | Honors Wind Symphony 35 MP: S1 Wind Symphony 20 MP: S1 | | Classroom Aide 6/San Roman 1 MP: S1 Lunch/Music Study Sem 1 37 MP: S1 Music Study/Lunch Sem 1 22 MP: S1 | Lunch 0 MP: S1 | Prep / Plan 0 MP: S1 |
| Sanders, Susan | Advanced Dance 33 MP: S1 | Advanced Dance 34 MP: S1 | PE 10 35 MP: S1 | Lunch 0 MP: S1 | Guided Study/Lunch Sem 1 37 MP: S1 Lunch/Guided Study Sem 1 33 MP: S1 | PE 10 35 MP: S1 | Prep / Plan 0 MP: S1 | PE 10 34 MP: S1 |
| Savaglio, Julie | Health Education 32 MP: S1 | Health Education 31 MP: S1 | Health Education 31 MP: S1 | Freshman Seminar/Lunch 25 MP: S1 Lunch/Freshman Seminar 24 MP: S1 | Lunch 0 MP: S1 | Health Education 29 MP: S1 | Prep / Plan 0 MP: S1 | Health Education 33 MP: S1 |
| Schneider, Jeffrey | Prep / Plan 0 MP: S1 | Geometry 8 MP: S1 | Geometry 12 MP: S1 | | Lunch 0 MP: S1 | | | |
| Schoenbach, K | Concert Band 56 MP: S1 | Symphonic Band 83 MP: S1 | | | Honors Wind Ensemble 8 MP: S1 Wind Ensemble 56 MP: S1 | | Lunch 0 MP: S1 | Prep / Plan 0 MP: S1 |
| Schulte, Molly | Algebra 2 28 MP: S1 | Algebra 2 28 MP: S1 | Prep / Plan 0 MP: S1 | Do Not Use 0 MP: S1 Geometry 22 MP: S1 | Lunch 0 MP: S1 | Geometry 25 MP: S1 | ASP Math Tutor 0 MP: S1 | Do Not Use 0 MP: S1 Geometry 24 MP: S1 |
| Schwerdtfeger, Allison | Honors Pre-Calculus 27 MP: S1 | Honors Pre-Calculus 29 MP: S1 | Prep / Plan 0 MP: S1 | Geometry 22 MP: S1 | Lunch 0 MP: S1 | Honors Pre-Calculus 21 MP: S1 | Honors Pre-Calculus 27 MP: S1 | Math Coach 0 MP: S1 |
| Scott, G | Locker Room Supervision 0 MP: S1 | Advanced Team Sports - 1st Sem 38 MP: S1 | Prep / Plan 0 MP: S1 | Adv Personal Fitness 1 40 MP: S1 | Lunch 0 MP: S1 | Adv Personal Fitness 1 32 MP: S1 | Adv Personal Fitness 1 39 MP: S1 | Adv Personal Fitness 1 34 MP: S1 |

Master Schedule Matrix - Oswego High School

| Teacher | Period 1 | Period 2 | Period 3 | Period 4 | Period 5 | Period 6 | Period 7 | Period 8 |
|-------------------------|---|--|---|--|--|--|-------------------------------------|---|
| Shay, B | AP US Government/Politics 30 MP: S1 | Civics 29 MP: S1 ----- Classroom Aide 2/Shay 1 MP: S1 ----- | Civics 27 MP: S1 ----- | Lunch 0 MP: S1 ----- | Freshman Seminar/Lunch 27 MP: S1 ----- Lunch/Freshman Seminar 27 MP: S1 ----- | Civics 22 MP: S1 ----- | Prep / Plan 0 MP: S1 ----- | Classroom Aide 8/Shay 1 MP: S1 ----- Contemporary Issues 31 MP: S1 ----- |
| Shuma, Kathleen (KC) | Prep / Plan 0 MP: S1 ----- | | | | | Lunch 0 MP: S1 ----- | | Resource 10 MP: S1 ----- |
| Skura, M | Prep / Plan 0 MP: S1 ----- | AP Studio Art: 2D Design 3 MP: S1 ----- AP Studio Art: Drawing 19 MP: S1 ----- | AP Studio Art: Drawing 1 MP: S1 ----- Painting 1 26 MP: S1 ----- | AP Studio Art: Drawing 1 MP: S1 ----- Classroom Aide 4/ Skura 1 MP: S1 ----- Painting 1 13 MP: S1 ----- | Lunch 0 MP: S1 ----- | Skura/Lunch 3 MP: S1 ----- | | Classroom Aide 8/Skura 1 MP: S1 ----- |
| Sleyko, Jandy | Prep / Plan 0 MP: S1 ----- | English 1 27 MP: S1 ----- | English 1 29 MP: S1 ----- | Lunch 0 MP: S1 ----- | English 1 30 MP: S1 ----- | Guided Study/Lunch Sem 1 34 MP: S1 ----- Lunch/Guided Study Sem 1 30 MP: S1 ----- | English 1 30 MP: S1 ----- | English 1 31 MP: S1 ----- |
| Smith, Sean | Do Not Use 0 MP: S1 ----- Geometry 26 MP: S1 ----- | Geometry 30 MP: S1 ----- | ASP Math Tutor 0 MP: S1 ----- | Algebra 1 A/B 21 MP: S1 ----- | Lunch 0 MP: S1 ----- | Algebra 1 A/B 21 MP: S1 ----- | Geometry 29 MP: S1 ----- | Prep / Plan 0 MP: S1 ----- |

Master Schedule Matrix - Oswego High School

| Teacher | Period 1 | Period 2 | Period 3 | Period 4 | Period 5 | Period 6 | Period 7 | Period 8 |
|-----------------|---|---|---|---|---|---|---|---|
| Staff | Academic Study Period - Homebound Sem 1 0 MP: S1 | Academic Study Period - Homebound Sem 1 1 MP: S1 | Academic Study Period - Homebound Sem 1 0 MP: S1 | Academic Study Period - Homebound Sem 1 0 MP: S1 | Academic Study Period - Homebound Sem 1 0 MP: S1 | Academic Study Period - Homebound Sem 1 0 MP: S1 | Academic Study Period - Homebound Sem 1 0 MP: S1 | Academic Study Period - Homebound Sem 1 0 MP: S1 |
| | ASP Math Tutor 0 MP: S1 | Academic Study Period Sem 1 0 MP: S1 | ASP Math Tutor 0 MP: S1 | Classroom Aide Semester 1 0 MP: S1 | Classroom Aide Semester 1 0 MP: S1 | Classroom Aide Semester 1 0 MP: S1 | ASP Math Tutor 0 MP: S1 | ASP Math Tutor 0 MP: S1 |
| | Classroom Aide Semester 1 0 MP: S1 | ASP Math Tutor 0 MP: S1 | Classroom Aide Semester 1 2 MP: S1 | Do Not Use 0 MP: S1 | Early Dismissal 1 MP: S1 | Do Not Use 0 MP: S1 | Classroom Aide Semester 1 0 MP: S1 | Classroom Aide Semester 1 1 MP: S1 |
| | Do Not Use 0 MP: S1 | Classroom Aide Semester 1 1 MP: S1 | Do not use 0 MP: S1 | Lunch 5 MP: S1 | Lunch 0 MP: S1 | Early Dismissal 0 MP: S1 | Early Dismissal - Seniors 2 MP: S1 | Early Dismissal (Online Lrng) 15 MP: S1 |
| | Late Arrival (Online Learning) 9 MP: S1 | Office Monitor Sem 1 0 MP: S1 | Office Monitor Sem 1 0 MP: S1 | Music Study/Lunch Sem 2 0 MP: S1 | Office Monitor Sem 1 0 MP: S1 | Lunch/AVID Study 0 MP: S1 | Hallway Supervision 0 MP: S1 | Early Dismissal - Seniors 150 MP: S1 |
| | Late Arrival - Homebound 2 MP: S1 | | | Office Monitor Sem 1 0 MP: S1 | | Lunch/Travel 1 MP: S1 | Office Monitor Sem 1 0 MP: S1 | Locker Room Supervision 0 MP: S1 |
| | Late Arrival - Seniors 67 MP: S1 | | | | | Office Monitor Sem 1 0 MP: S1 | Waubensee Community 1 MP: S1 | Office Monitor Sem 1 0 MP: S1 |
| | Office Monitor Sem 1 0 MP: S1 | | | | | Waubensee Community 2 MP: S1 | | |
| | | | | | | | | |
| | | | | | | | | |
| | | | | | | | | |
| | | | | | | | | |
| Staffeldt, Sean | Classroom Aide 8/Staffeldt 0 MP: S1 | Prep / Plan 0 MP: S1 | Advanced Team Sports - 1st Sem 39 MP: S1 | Driver Education Sem 1 28 MP: S1 | Lunch 0 MP: S1 | Collaborative PE 47 MP: S1 | Driver Education Sem 1 30 MP: S1 | Driver Education Sem 1 29 MP: S1 |
| | ISI Supervision 0 MP: S1 | | | | | | | |
| Stark, K | Spanish 2 26 MP: S1 | Spanish 2 27 MP: S1 | Honors Spanish 3 30 MP: S1 | Guided Study/Lunch Sem 1 35 MP: S1 | Lunch 0 MP: S1 | Spanish 2 27 MP: S1 | Honors Spanish 3 27 MP: S1 | Prep / Plan 0 MP: S1 |
| | | | | Lunch/Guided Study Sem 1 31 MP: S1 | | | | |
| Steffes, Daniel | Algebra 2 27 MP: S1 | ASP Math Tutor 0 MP: S1 | AP Calculus BC 17 MP: S1 | Lunch 0 MP: S1 | Algebra 2 19 MP: S1 | Algebra 2 25 MP: S1 | Prep / Plan 0 MP: S1 | Algebra 2 28 MP: S1 |
| | | | | | | | | Classroom Aide/Math Steffes 1 MP: S1 |

Master Schedule Matrix - Oswego High School

| Teacher | Period 1 | Period 2 | Period 3 | Period 4 | Period 5 | Period 6 | Period 7 | Period 8 |
|--------------------|--|--|--|--|---|--|---|--|
| Stegich, Stephanie | Do Not Use 0 MP: S1 ----- English 2 30 MP: S1 ----- | English 4: Senior English 33 MP: S1 ----- | ASP English/Reading Tutor 0 MP: S1 ----- | Lunch 0 MP: S1 ----- | Do Not Use 0 MP: S1 ----- English 2 23 MP: S1 ----- | AP English Literature and Comp 15 MP: S1 ----- | AP English Literature and Comp 24 MP: S1 ----- | Prep / Plan 0 MP: S1 ----- |
| Strejc, Marie | Graphic Communications 1 28 MP: S1 ----- | Graphic Communications 1 27 MP: S1 ----- | Directed Study/Technology 2 MP: S1 ----- Graphic Communications 2 26 MP: S1 ----- | Graphic Communications 3 10 MP: S1 ----- Lunch/Strejc 1 MP: S1 ----- | Lunch 0 MP: S1 ----- | Adv Graphic Communications 18 MP: S1 ----- Directed Study/Technology 1 MP: S1 ----- | Classroom Aide 7/Strejc 0 MP: S1 ----- Classroom Aide 7/Strejc 3 MP: S1 ----- Hallway Supervision 0 MP: S1 ----- | Prep / Plan 0 MP: S1 ----- |
| Sturden, DeNesha | Math 6 MP: S1 ----- Prep / Plan 0 MP: S1 ----- | Science 4 MP: S1 ----- Social Studies 3 MP: S1 ----- | Math 0 MP: S1 ----- | Lunch 7 MP: S1 ----- | English 9 MP: S1 ----- | Science 0 MP: S1 ----- Vocational Education 1 MP: S1 ----- | | Science 5 MP: S1 ----- Vocational Education 5 MP: S1 ----- |
| Sullivan, S | Prep / Plan 0 MP: S1 ----- | Chemistry/Physics 26 MP: S1 ----- Do Not Use 0 MP: S1 ----- | Chemistry/Physics 26 MP: S1 ----- | Freshman Seminar/Lunch 22 MP: S1 ----- Lunch/Freshman Seminar 25 MP: S1 ----- | Chemistry/Physics 19 MP: S1 ----- Do Not Use 0 MP: S1 ----- | Lunch 0 MP: S1 ----- | Do Not Use 0 MP: S1 ----- Earth and Space Science 24 MP: S1 ----- | Do Not Use 0 MP: S1 ----- Earth and Space Science 26 MP: S1 ----- |
| Sweeney, Anne | Modern World History 26 MP: S1 ----- | Prep / Plan 0 MP: S1 ----- | Modern World History 29 MP: S1 ----- | Psychology 1 29 MP: S1 ----- | Classroom Aide 5/Sweeney 1 MP: S1 ----- Guided Study/Lunch Sem 1 35 MP: S1 ----- Lunch/Guided Study Sem 1 35 MP: S1 ----- | Lunch 0 MP: S1 ----- | AP Psychology 26 MP: S1 ----- | AP Psychology 24 MP: S1 ----- |
| Taviani, T | Accounting 1 28 MP: S1 ----- | Accounting 1 17 MP: S1 ----- Accounting 2 10 MP: S1 ----- | Banking and Finance 17 MP: S1 ----- | Banking and Finance Work 5 MP: S1 ----- | Banking and Finance Work 3 MP: S1 ----- Lunch 0 MP: S1 ----- | Consumer Education 28 MP: S1 ----- | Accounting 1 26 MP: S1 ----- | Prep / Plan 0 MP: S1 ----- |

Master Schedule Matrix - Oswego High School

| Teacher | Period 1 | Period 2 | Period 3 | Period 4 | Period 5 | Period 6 | Period 7 | Period 8 |
|---------------------|--|---|---|---|--|--|--|--|
| Terwelp, Maureen | Resource 14 ----- MP: S1 | Classroom Aide/EL Program 0 ----- MP: S1 English Elective 17 ----- MP: S1 | | EL Guided Study/Lunch Sem 1 2 ----- MP: S1 | EL Guided Study/Lunch Sem 1 9 ----- MP: S1 | EL Guided Study/Lunch Sem 1 5 ----- MP: S1 | | |
| Thomas, A | Honors Spanish 3 24 ----- MP: S1 | Hallway Supervision 0 ----- MP: S1 | AVID Supervision 0 ----- MP: S1 Prep / Plan 0 ----- MP: S1 | Honors Spanish 3 20 ----- MP: S1 | Lunch 0 ----- MP: S1 | Spanish 1 25 ----- MP: S1 | Spanish 1 30 ----- MP: S1 | Honors Spanish 3 22 ----- MP: S1 |
| Thomas, Shaunise | PE Foundations 32 ----- MP: S1 | PE Foundations 34 ----- MP: S1 | PE Foundations 32 ----- MP: S1 | Lunch 0 ----- MP: S1 | Guided Study/Lunch Sem 1 34 ----- MP: S1 Lunch/Guided Study Sem 1 33 ----- MP: S1 | Prep / Plan 0 ----- MP: S1 | PE 10 34 ----- MP: S1 | PE 10 30 ----- MP: S1 |
| Tieri, F | AP Music Theory 22 ----- MP: S1 | Bass Ensemble 1 ----- MP: S1 Concert Choir 35 ----- MP: S1 | A Cappella Choir 22 ----- MP: S1 Honors A Cappella Choir 21 ----- MP: S1 | Honors Women's Choir 14 ----- MP: S1 Women's Choir 19 ----- MP: S1 | Lunch/Music Study Sem 1 13 ----- MP: S1 Music Study/Lunch Sem 1 24 ----- MP: S1 | Prep / Plan 0 ----- MP: S1 | Treble Choir 19 ----- MP: S1 | Ambiance Choir 11 ----- MP: S1 |
| Tobin Martin, Kelly | English 1 28 ----- MP: S1 | Prep / Plan 0 ----- MP: S1 | Contemporary Amer Lit & Comp 31 ----- MP: S1 | Lunch 0 ----- MP: S1 | English 2 25 ----- MP: S1 | Guided Study/Lunch Sem 1 32 ----- MP: S1 Lunch/Guided Study Sem 1 30 ----- MP: S1 | English 2 28 ----- MP: S1 | English 2 24 ----- MP: S1 |
| Tu, W | College Preparatory Statistics 24 ----- MP: S1 | Prep / Plan 0 ----- MP: S1 | College Preparatory Statistics 29 ----- MP: S1 | Lunch 0 ----- MP: S1 | Guided Study/Lunch Sem 1 33 ----- MP: S1 Lunch/Guided Study Sem 1 34 ----- MP: S1 | College Preparatory Statistics 29 ----- MP: S1 | AP Computer Science 22 ----- MP: S1 | College Preparatory Statistics 24 ----- MP: S1 |
| Urso, Barbara | | | | | Freshman Seminar/Lunch 27 ----- MP: S1 Lunch/Freshman Seminar 27 ----- MP: S1 | AP Studio Art: 3D Design 4 ----- MP: S1 Pottery 2 10 ----- MP: S1 | Pottery 1 25 ----- MP: S1 | Pottery 1 24 ----- MP: S1 |

Master Schedule Matrix - Oswego High School

| Teacher | Period 1 | Period 2 | Period 3 | Period 4 | Period 5 | Period 6 | Period 7 | Period 8 |
|---------------|---|---|---|--|--|--|--|---|
| Vargas, Bria | Classroom Aide 1/Vargas 1 MP: S1 ----- Social Studies 5 MP: S1 ----- | Science 5 MP: S1 ----- | English 5 MP: S1 ----- | Lunch 5 MP: S1 ----- | Math 5 MP: S1 ----- | | Prep / Plan 0 MP: S1 ----- | Vocational Education 5 MP: S1 ----- |
| Vath, Donald | Classroom Aide 1/Vath 1 MP: S1 ----- Intro to Automotive Technology 24 MP: S1 ----- | Prep / Plan 0 MP: S1 ----- | Automotive Engine Service 20 MP: S1 ----- Classroom Aide/Autos Semester 1 1 MP: S1 ----- | Automotive Service Operations 16 MP: S1 ----- | Classroom Aide 5/Vath 1 MP: S1 ----- Lunch 0 MP: S1 ----- | Intro to Automotive Technology 23 MP: S1 ----- | Automotive Engine Service 18 MP: S1 ----- | |
| Verdino, G | Sociology 1 28 MP: S1 ----- | US History 30 MP: S1 ----- | Academic Study Period Sem 1 23 MP: S1 ----- | US History 27 MP: S1 ----- | US History 23 MP: S1 ----- | Lunch 0 MP: S1 ----- | Sociology 1 30 MP: S1 ----- | Prep / Plan 0 MP: S1 ----- |
| Vick, C | Prep / Plan 0 MP: S1 ----- | | Classroom Aide 3/Vick 0 MP: S1 ----- Do Not Use 0 MP: S1 ----- Earth and Space Science 27 MP: S1 ----- | Do Not Use 0 MP: S1 ----- Earth and Space Science 28 MP: S1 ----- | Do Not Use 0 MP: S1 ----- Earth and Space Science 26 MP: S1 ----- | Lunch 0 MP: S1 ----- | Floral Design Fundamentals 25 MP: S1 ----- | Introductory Horticulture 21 MP: S1 ----- |
| Wade, Jessica | PAES Lab 1 MP: S1 ----- | PAES Lab 3 MP: S1 ----- | | | | | PAES Lab 2 MP: S1 ----- | CVE Work 0 MP: S1 ----- |
| Watson, Erin | Prep / Plan 0 MP: S1 ----- | Consumer Education 29 MP: S1 ----- | | Fundamentals of Business 27 MP: S1 ----- | Fundamentals of Business 32 MP: S1 ----- | Lunch 0 MP: S1 ----- | Fundamentals of Business 32 MP: S1 ----- | Technology Applications 28 MP: S1 ----- |
| Wehri, K | Prep / Plan 0 MP: S1 ----- | | | | Lunch 0 MP: S1 ----- | | | |
| Whipple, D | AP Studio Art: 2D Design 18 MP: S1 ----- | Introduction to Design 27 MP: S1 ----- | Introduction to Design 28 MP: S1 ----- | Guided Study/Lunch Sem 1 36 MP: S1 ----- Lunch/Guided Study Sem 1 35 MP: S1 ----- | Lunch 0 MP: S1 ----- | Art Foundations 1 28 MP: S1 ----- | Art Foundations 1 29 MP: S1 ----- | Prep / Plan 0 MP: S1 ----- |
| White, Scott | Hallway Supervision 0 MP: S1 ----- | Civics 29 MP: S1 ----- Do Not Use 0 MP: S1 ----- | Prep / Plan 0 MP: S1 ----- | Civics 27 MP: S1 ----- Do Not Use 0 MP: S1 ----- | Lunch 0 MP: S1 ----- | US History 26 MP: S1 ----- | AP US Government/Politics 28 MP: S1 ----- | AP US Government/Politics 27 MP: S1 ----- |

Master Schedule Matrix - Oswego High School

| Teacher | Period 1 | Period 2 | Period 3 | Period 4 | Period 5 | Period 6 | Period 7 | Period 8 |
|------------------|--|--|---|--|--|--|--|--|
| Wilson, Benjamin | Geometry 0 MP: S1 ----- Geometry 8 MP: S1 ----- | | Prep / Plan 0 MP: S1 ----- | Geometry 0 MP: S1 ----- Geometry 5 MP: S1 ----- | Geometry 0 MP: S1 ----- Geometry 7 MP: S1 ----- | Lunch 0 MP: S1 ----- | | |
| Wilson, Dwayne | Intro Electricity/Electronics 18 MP: S1 ----- | PE Excel 1st Semester 32 MP: S1 ----- | PE Excel 1st Semester 35 MP: S1 ----- | PE Excel 1st Semester 30 MP: S1 ----- | Lunch 0 MP: S1 ----- | Guided Study/Lunch Sem 1 35 MP: S1 ----- Lunch/Guided Study Sem 1 28 MP: S1 ----- | PE Foundations 31 MP: S1 ----- | Advanced Team Sports - 1st Sem 21 MP: S1 ----- |
| Wilson, Kevin | World Cultures 30 MP: S1 ----- | Classroom Aide 2/Wilson 1 MP: S1 ----- US History 31 MP: S1 ----- | US History 27 MP: S1 ----- | Lunch 0 MP: S1 ----- | Civics 18 MP: S1 ----- | Freshman Seminar/Lunch 23 MP: S1 ----- Lunch/Freshman Seminar 25 MP: S1 ----- | Classroom Aide 7/Wilson 1 MP: S1 ----- Prep / Plan 0 MP: S1 ----- | Civics 28 MP: S1 ----- |
| Wojtyszyn, J | Ancient History 26 MP: S1 ----- | Prep / Plan 0 MP: S1 ----- | AVID Supervision 0 MP: S1 ----- Hallway Supervision 0 MP: S1 ----- | AP World History 17 MP: S1 ----- Classroom Aide 4/Wojtyszyn 1 MP: S1 ----- | Lunch 0 MP: S1 ----- | Do Not Use 0 MP: S1 ----- US History 26 MP: S1 ----- | Classroom Aide 5/Wojtyszyn 1 MP: S1 ----- Do Not Use 0 MP: S1 ----- US History 31 MP: S1 ----- | Classroom Aide 8/Wojtyszyn 1 MP: S1 ----- Do Not Use 0 MP: S1 ----- US History 30 MP: S1 ----- |
| Wooley, J | Biology 24 MP: S1 ----- | Biology 28 MP: S1 ----- | Biology 23 MP: S1 ----- | Lunch 0 MP: S1 ----- | Guided Study/Lunch Sem 1 33 MP: S1 ----- Lunch/Guided Study Sem 1 36 MP: S1 ----- | Biology 27 MP: S1 ----- | Biology 28 MP: S1 ----- | Prep / Plan 0 MP: S1 ----- |
| Yandun, Jessica | Hnrs Spanish / Spanish Spkrs 2 32 MP: S1 ----- | Prep / Plan 0 MP: S1 ----- | Spanish for Spanish Speakers 1 19 MP: S1 ----- | Spanish for Spanish Speakers 1 26 MP: S1 ----- | Lunch 0 MP: S1 ----- | Freshman Seminar/Lunch 25 MP: S1 ----- Lunch/Freshman Seminar 24 MP: S1 ----- | Spanish for Spanish Speakers 1 25 MP: S1 ----- | Spanish 1 31 MP: S1 ----- |
| Yedinak, Kelly | Academic Study Period Sem 1 30 MP: S1 ----- | College Preparatory Statistics 29 MP: S1 ----- | Prep / Plan 0 MP: S1 ----- | College Preparatory Statistics 26 MP: S1 ----- | College Preparatory Statistics 29 MP: S1 ----- | Lunch 0 MP: S1 ----- | Pre-Calculus 27 MP: S1 ----- | Pre-Calculus 28 MP: S1 ----- |

Master Schedule Matrix - Oswego High School

| Teacher | Period 1 | Period 2 | Period 3 | Period 4 | Period 5 | Period 6 | Period 7 | Period 8 |
|-----------------|---|-----------------------|-----------------------|---|----------------------|----------------------------|-----------------------|-----------------------|
| Zeifert, Rachel | PE 10 34 MP: S1 | PE 10 34 MP: S1 | PE 10 26 MP: S1 | Guided Study/Lunch Sem 1 34 MP: S1 | Lunch 0 MP: S1 | Prep / Plan 0 MP: S1 | PE 10 31 MP: S1 | PE 10 32 MP: S1 |
| | ----- PE Leaders 1 MP: S1 ----- | ----- | ----- | ----- Lunch/Guided Study Sem 1 34 MP: S1 ----- | ----- | ----- | ----- | ----- |

Master Schedule Matrix - Plank Junior High School

| Teacher | Period 1 | Period 2 | Period 3 | Period 4 | Period 5 | Period 6 | Period 7 | Period 8 | Period 9 |
|--------------|--|--|--|--|--|--|---|---|--|
| Baker, Je | Physical Education 7 31 ----- MP: S1 | Physical Education 7 23 ----- MP: S1 | Physical Education 7 13 ----- MP: S1 | | Physical Education 7 39 ----- MP: S1 | | Physical Education 7 14 ----- MP: S1 | | Physical Education 7 24 ----- MP: S1 |
| Baker, Jo | Science 6 26 ----- MP: S1 | Science 6 27 ----- MP: S1 | | Social Studies 6 27 ----- MP: S1 | Study Hall 6 17 ----- MP: S1 | Social Studies 6 28 ----- MP: S1 | | Science 6 27 ----- MP: S1 | Science 6 26 ----- MP: S1 |
| Barry, K | | Honors World History 7 32 ----- MP: S1 | Honors World History 7 28 ----- MP: S1 | | World History 7 24 ----- MP: S1 | | World History 7 19 ----- MP: S1 | World History 7 22 ----- MP: S1 | World History 7 15 ----- MP: S1 |
| Beane, J | Honors Language Arts 7 21 ----- MP: S1 | Honors Language Arts 7 21 ----- MP: S1 | Honors Language Arts 7 29 ----- MP: S1 | Honors Language Arts 7 29 ----- MP: S1 | | | | | |
| Bridge, H | | Science 7 26 ----- MP: S1 | Science 7 22 ----- MP: S1 | | Science 7 25 ----- MP: S1 | | Science 7 18 ----- MP: S1 | Science 7 27 ----- MP: S1 | Science 7 22 ----- MP: S1 |
| Briski, L | Graphic Arts 19 ----- MP: S1 | | 3D Art 20 ----- MP: S1 | 3D Art 11 ----- MP: S1 | | | Graphic Arts 18 ----- MP: S1 | 2D Art 18 ----- MP: S1 | Drama 16 ----- MP: S1 |
| Brolley, J | Language Arts 8 25 ----- MP: S1 | Language Arts 8 25 ----- MP: S1 | Language Arts 8 27 ----- MP: S1 | Language Arts 8 27 ----- MP: S1 | | Language Arts 8 29 ----- MP: S1 | Language Arts 8 29 ----- MP: S1 | | Study Hall 6 18 ----- MP: S1 |
| Brown, S | Digital Imagery and Web Design 17 ----- MP: S1 | | Intro to Tech Applications 6 30 ----- MP: S1 | Digital Imagery and Web Design 13 ----- MP: S1 | Intro to Tech Applications 6 21 ----- MP: S1 | Independent Study 1 ----- MP: S1 Intro to Tech Applications 6 6 ----- MP: S1 | | Adv Applications & Multimedia 19 ----- MP: S1 | AVID 7 26 ----- MP: S1 |
| Campanaro, S | Language Arts 8 25 ----- MP: S1 | Language Arts 8 25 ----- MP: S1 | Pre-AP English 1 26 ----- MP: S1 | Pre-AP English 1 26 ----- MP: S1 | | Pre-AP English 1 28 ----- MP: S1 | Pre-AP English 1 28 ----- MP: S1 | | |
| Campbell, P | Math 8 25 ----- MP: S1 | Math Dynamics 8 3 ----- MP: S1 | Math 8 25 ----- MP: S1 | Study Hall 7 5 ----- MP: S1 Study Hall 8 6 ----- MP: S1 | | Math 8 28 ----- MP: S1 | Math 8 28 ----- MP: S1 | | Math 8 28 ----- MP: S1 |
| Coley, J | Algebra 1 31 ----- MP: S1 | Math 8 22 ----- MP: S1 | Algebra 1 31 ----- MP: S1 | Math 8 25 ----- MP: S1 | | Study Hall 7 0 ----- MP: S1 Study Hall 8 10 ----- MP: S1 | Math Dynamics 8 4 ----- MP: S1 | | Algebra 1 30 ----- MP: S1 |
| Daggett, D | ELL Study Skills 6 ----- MP: S1 | | ELL Study Skills 4 ----- MP: S1 | | | | | | ELL Study Skills 6 ----- MP: S1 |

Master Schedule Matrix - Plank Junior High School

| Teacher | Period 1 | Period 2 | Period 3 | Period 4 | Period 5 | Period 6 | Period 7 | Period 8 | Period 9 |
|-------------|--|---|---|--|--|--|--|---|--|
| Daleiden, S | Math 8 0 MP: S1 ----- Math 8 5 MP: S1 ----- | Math 8 5 MP: S1 ----- | | | | | | | |
| Davis, W | Math 6 26 MP: S1 ----- | Honors Math 6 26 MP: S1 ----- | | Honors Math 6 19 MP: S1 ----- | Math 6 24 MP: S1 ----- | Honors Math 6 19 MP: S1 ----- | | Honors Math 6 21 MP: S1 ----- | |
| Dietiker, S | Life Skills Program - Reading 13 MP: S1 ----- | | | Life Skills Program - Language Arts 8 MP: S1 ----- | | Life Skills Program - Reading 5 MP: S1 ----- | Life Skills Program - Math 12 MP: S1 ----- | Life Skills Program - Sci/SS 9 MP: S1 ----- | Life Skills Program - Voc Ed 9 MP: S1 ----- |
| Dudley, A | Physical Education 6 27 MP: S1 ----- | Physical Education 8 37 MP: S1 ----- | Physical Education 6 37 MP: S1 ----- | Physical Education 6 25 MP: S1 ----- | | | Physical Education 8 34 MP: S1 ----- | Physical Education 8 35 MP: S1 ----- | |
| Edwards, J | Physical Education 8 26 MP: S1 ----- | | Physical Education 8 33 MP: S1 ----- | Physical Education 8 33 MP: S1 ----- | | Physical Education 8 37 MP: S1 ----- | | Physical Education 8 38 MP: S1 ----- | Physical Education 8 26 MP: S1 ----- |
| Erickson, C | Family and Life Resources I 24 MP: S1 ----- | Family and Life Resources I 22 MP: S1 ----- | Family/Consumer Science I 17 MP: S1 ----- | | | | Family/Consumer Science I 22 MP: S1 ----- | Family/Consumer Science I 24 MP: S1 ----- | Family/Consumer Science I 16 MP: S1 ----- |
| Escobedo, G | | Spanish Speakers Fundamentals 25 MP: S1 ----- | Spanish Speakers Fundamentals 20 MP: S1 ----- | | | | | Study Hall 8 27 MP: S1 ----- | |
| Everson, M | Study Hall 0 MP: S1 ----- | | Art 6 30 MP: S1 ----- | Art 6 22 MP: S1 ----- | Art 6 27 MP: S1 ----- | Art 6 11 MP: S1 ----- | | 2D Art 19 MP: S1 ----- | 2D Art 19 MP: S1 ----- |
| Ferguson, S | | World History 7 23 MP: S1 ----- | World History 7 21 MP: S1 ----- | World History 7 22 MP: S1 ----- | World History 7 23 MP: S1 ----- | | Language Arts 7 26 MP: S1 ----- | Language Arts 7 26 MP: S1 ----- | |
| Franczyk, K | Language Arts 8 24 MP: S1 ----- | Language Arts 8 24 MP: S1 ----- | Language Arts 8 27 MP: S1 ----- | Language Arts 8 27 MP: S1 ----- | | Language Arts 8 30 MP: S1 ----- | Language Arts 8 30 MP: S1 ----- | | Study Dynamics 0 MP: S1 ----- Study Dynamics 7/8 11 MP: S1 ----- |
| Garmon, C | Spanish Fundamentals 31 MP: S1 ----- | Spanish 1 26 MP: S1 ----- | Spanish 1 26 MP: S1 ----- | Spanish Fundamentals 28 MP: S1 ----- | Study Hall 7 6 MP: S1 ----- Study Hall 8 0 MP: S1 ----- | | | Spanish 1 24 MP: S1 ----- | Spanish Fundamentals 27 MP: S1 ----- |

Master Schedule Matrix - Plank Junior High School

| Teacher | Period 1 | Period 2 | Period 3 | Period 4 | Period 5 | Period 6 | Period 7 | Period 8 | Period 9 |
|--------------|--|--|------------------------------------|-------------------------------------|---|---|---|---|--|
| Gordon, J | Science 8 11 MP: S1 | Science 8 26 MP: S1 | Science 8 28 MP: S1 | Science 8 29 MP: S1 | | Science 8 25 MP: S1 | Study Hall 7 7 MP: S1 Study Hall 8 21 MP: S1 | | Science 8 23 MP: S1 |
| Hanratty, C | Study Skills 10 MP: S1 | Study Dynamics 5 MP: S1 | Science -7 5 MP: S1 | Study Skills 7 MP: S1 | | Social Studies 7 MP: S1 | | US History 8 25 MP: S1 | US History ISP 5 MP: S1 |
| Hatch, L | | Language Arts 7 29 MP: S1 | Language Arts 7 29 MP: S1 | Language Arts 7 26 MP: S1 | Language Arts 7 26 MP: S1 | | Language Arts 7 28 MP: S1 | Language Arts 7 28 MP: S1 | Study Hall 7 10 MP: S1 Study Hall 8 19 MP: S1 |
| Heisig, A | Math - 7 2 MP: S1 Math 7 4 MP: S1 | Math - 7 2 MP: S1 Math 7 4 MP: S1 | Math 7 4 MP: S1 | Math 7 4 MP: S1 | | | | | |
| Hildy, E | | Study Hall 6 10 MP: S1 | Language Arts 7 23 MP: S1 | Language Arts 7 23 MP: S1 | Honors Language Arts 6 20 MP: S1 | Honors Language Arts 6 20 MP: S1 | | Honors Language Arts 6 24 MP: S1 | Honors Language Arts 6 24 MP: S1 |
| Huber, C | | Literacy Dynamics 6 7 MP: S1 | Literacy Dynamics 6 8 MP: S1 | | | | | Literacy Dynamics 8 0 MP: S1 | Literacy Dynamics 8 7 MP: S1 |
| Jensen, B | | | | | | | | Study Dynamics 6 0 MP: S1 Study Dynamics 7/8 14 MP: S1 | |
| Johnson, J | Honors US History 8 27 MP: S1 | Honors US History 8 32 MP: S1 | Study Hall 6 13 MP: S1 | Honors US History 8 32 MP: S1 | | US History 8 29 MP: S1 | US History 8 30 MP: S1 | | AVID 8 22 MP: S1 |
| Knauf, J. | Study Skills 0 MP: S1 Study Skills - FBI A 8 MP: S1 | Study Skills - FBI C 4 MP: S1 | Language Arts 8 6 MP: S1 | Language Arts 8 6 MP: S1 | | Language Arts 8 3 MP: S1 | | | |
| Kovalenko, B | Language Arts 6 25 MP: S1 | Language Arts 6 25 MP: S1 | | Study Hall 6 10 MP: S1 | Language Arts 6 24 MP: S1 | Language Arts 6 24 MP: S1 | | Language Arts 6 26 MP: S1 | Language Arts 6 26 MP: S1 |

Master Schedule Matrix - Plank Junior High School

| Teacher | Period 1 | Period 2 | Period 3 | Period 4 | Period 5 | Period 6 | Period 7 | Period 8 | Period 9 |
|-------------|---|--|--|--|--|--|---|--|---|
| Lara, M | Heritage Language 8 21 ----- MP: S1 Spanish for Spanish Speakers 1 0 ----- MP: S1 | | Study Hall 6 14 ----- MP: S1 | Spanish for Spanish Speakers 1 20 ----- MP: S1 | | | Spanish for Spanish Speakers 1 0 ----- MP: S1 | Spanish for Spanish Speakers 1 23 ----- MP: S1 | Heritage Language 8 12 ----- MP: S1 |
| Lorenz, E | Science 6 28 ----- MP: S1 | Science 6 22 ----- MP: S1 | | Science 6 30 ----- MP: S1 | Science 6 28 ----- MP: S1 | Science 6 27 ----- MP: S1 | | Study Hall 6 11 ----- MP: S1 Study Hall 7 10 ----- MP: S1 | Science 6 28 ----- MP: S1 |
| Malnati, A | Study Hall 7 17 ----- MP: S1 Study Hall 8 11 ----- MP: S1 | US History 8 14 ----- MP: S1 | US History 8 23 ----- MP: S1 | US History 8 18 ----- MP: S1 | | Language Arts 8 28 ----- MP: S1 | Language Arts 8 28 ----- MP: S1 | | US History 8 23 ----- MP: S1 |
| Matthews, C | Study Skills 0 ----- MP: S1 | | | | | | | | |
| Meyer, Sara | Independent Study 1 ----- MP: S1 | | | | | | | | |
| Miller, K | Health 28 ----- MP: S1 | Health 26 ----- MP: S1 | Health 14 ----- MP: S1 | | Health 30 ----- MP: S1 | | Health 19 ----- MP: S1 | | Health 22 ----- MP: S1 |
| Minnecci, S | Language Arts 6 22 ----- MP: S1 | Language Arts 6 22 ----- MP: S1 | | Language Arts 6 26 ----- MP: S1 | Language Arts 6 26 ----- MP: S1 | Study Hall 6 9 ----- MP: S1 | | Language Arts 6 22 ----- MP: S1 | Language Arts 6 22 ----- MP: S1 |
| Moran, K | | Study Hall 7 5 ----- MP: S1 Study Hall 8 9 ----- MP: S1 | Math 7 22 ----- MP: S1 | Honors Math 7 24 ----- MP: S1 | Honors Math 7 29 ----- MP: S1 | | Math 7 23 ----- MP: S1 | Honors Math 7 27 ----- MP: S1 | Math 7 21 ----- MP: S1 |
| Munson, L | Language Arts 6 3 ----- MP: S1 | Language Arts 6 3 ----- MP: S1 | Language Arts 2 ----- MP: S1 Language Arts 7 ----- MP: S1 | Language Arts 2 ----- MP: S1 Language Arts 7 ----- MP: S1 | | | | Language Arts 7 8 ----- MP: S1 | Language Arts 7 8 ----- MP: S1 |
| Nichols, J | Literacy Dynamics 7 5 ----- MP: S1 | | | | | | | | Literacy Dynamics 7 6 ----- MP: S1 |

Master Schedule Matrix - Plank Junior High School

| Teacher | Period 1 | Period 2 | Period 3 | Period 4 | Period 5 | Period 6 | Period 7 | Period 8 | Period 9 |
|-------------------|----------------------------------|--|---|--|----------------------------------|--|--|--|--|
| Olson, K | | Science - 6 7 MP: S1 | | Language Arts - 7 7 MP: S1 | Language Arts - 7 7 MP: S1 | | | Math - 6 4 MP: S1 Math 6 5 MP: S1 | Math - 6 4 MP: S1 Math 6 5 MP: S1 |
| Papp, R | | | | | Study Skills 6 MP: S1 | | | | |
| Parlier, D | Science 8 13 MP: S1 | Honors Science 8 25 MP: S1 | Study Hall 7 4 MP: S1 Study Hall 8 13 MP: S1 | Honors Science 8 20 MP: S1 | | Honors Science 8 27 MP: S1 | Science 8 29 MP: S1 | | Science 8 21 MP: S1 |
| Rerych, Erika | | Language Arts 7 27 MP: S1 | Language Arts 7 27 MP: S1 | Language Arts 7 29 MP: S1 | Language Arts 7 29 MP: S1 | | | Language Arts 7 27 MP: S1 | Language Arts 7 27 MP: S1 |
| Rink, K | | | Life Skills Program - Reading 15 MP: S1 | Life Skills Program - Language Arts 11 MP: S1 | | Life Skills Program - Reading 5 MP: S1 | Life Skills Program - Math 8 MP: S1 | Life Skills Program - Science/Soc 10 MP: S1 | Life Skills Program - Voc Ed 10 MP: S1 |
| Roudis, A. | Science - 8 5 MP: S1 | | Math 2 MP: S1 | Math 2 MP: S1 | | Language Arts 1 MP: S1 Language Arts ISP 8 6 MP: S1 | Language Arts 1 MP: S1 | | World History 6 MP: S1 |
| Scarpino, F | | Honors Science 7 19 MP: S1 | | Science 7 23 MP: S1 | Science 7 23 MP: S1 | | Science 7 18 MP: S1 | Honors Science 7 29 MP: S1 | Honors Science 7 27 MP: S1 |
| Shields, J | Band Clarinets 6 25 MP: S1 | Band 6 - Flute/Oboe/Sax 24 MP: S1 | Band 6 - High Brass 24 MP: S1 | Band 6 - Low Brass 21 MP: S1 | | Band Percussion 6 5 MP: S1 | Band 7 50 MP: S1 | Band 8 44 MP: S1 | |
| Smith, C | Language Arts 6 20 MP: S1 | Language Arts 6 20 MP: S1 | | Language Arts 6 23 MP: S1 | Language Arts 6 23 MP: S1 | | | Language Arts 6 32 MP: S1 | Language Arts 6 32 MP: S1 |
| Staff | | | Language Arts 6 0 MP: S1 | Language Arts 6 0 MP: S1 | Lunch 8 301 MP: S1 | Independent Study 0 MP: S1 Lunch 7 284 MP: S1 | Lunch 6 276 MP: S1 | | |
| Stawikowski, E | World History 7 29 MP: S1 | | Social Studies 6 20 MP: S1 | | Social Studies 6 30 MP: S1 | | World History 7 19 MP: S1 | US History 8 15 MP: S1 | US History 8 9 MP: S1 |
| Sullivan, D | Math Dynamics 6 9 MP: S1 | Math 6 26 MP: S1 | | Math 6 26 MP: S1 | | Math 6 22 MP: S1 | | Math 6 30 MP: S1 | Math 6 26 MP: S1 |

Master Schedule Matrix - Plank Junior High School

| Teacher | Period 1 | Period 2 | Period 3 | Period 4 | Period 5 | Period 6 | Period 7 | Period 8 | Period 9 |
|----------------|---|---|---|---|---|---|---|---|--|
| Tamez, J | | Math 7 25 ----- MP: S1 | Math 7 26 ----- MP: S1 | Math 7 23 ----- MP: S1 | Math 7 22 ----- MP: S1 | | Math Dynamics 7 6 ----- MP: S1 | Math 7 27 ----- MP: S1 | |
| Thill, D | Social Studies 6 28 ----- MP: S1 | Social Studies 6 25 ----- MP: S1 | | | Social Studies 6 30 ----- MP: S1 | Social Studies 6 24 ----- MP: S1 | | Social Studies 6 28 ----- MP: S1 | Social Studies 6 29 ----- MP: S1 |
| Thottupuram, C | Industrial Education I 21 ----- MP: S1 | Industrial Education I 24 ----- MP: S1 | | Industrial Education I 19 ----- MP: S1 | | | | | |
| Tubman, S | Physical Education 6 34 ----- MP: S1 | | Physical Education 6 35 ----- MP: S1 | Physical Education 6 28 ----- MP: S1 | | Physical Education 6 25 ----- MP: S1 | | Physical Education 6 26 ----- MP: S1 | Physical Education 6 36 ----- MP: S1 |
| Wagoner, B | Choir 7 52 ----- MP: S1 | | Music 6 29 ----- MP: S1 | Music 6 8 ----- MP: S1 | | Choir 6 51 ----- MP: S1 | | Music 6 19 ----- MP: S1 | Choir 8 29 ----- MP: S1 |
| Werve, C | | | | | | | Band Percussion 7 8 ----- MP: S1 | Band Percussion 8 4 ----- MP: S1 | |

Master Schedule Matrix - Thompson Jr. High School

| Teacher | Period 1 | Period 2 | Period 3 | Period 4 | Period 5 | Period 6 | Period 7 | Period 8 | Period 9 |
|-----------------------|--|--|---|---|---|--|--|---|---|
| Adams, Kellie | Math 6 MP: S1 ----- | | Reading 6 MP: S1 ----- | Science 6 MP: S1 ----- | Writing 6 MP: S1 ----- | | Social Studies 6 MP: S1 ----- | | Vocational Education 6 MP: S1 ----- |
| Bachio, J | Physical Education 8 36 MP: S1 ----- | | Physical Education 8 30 MP: S1 ----- | Physical Education 7 27 MP: S1 ----- | Physical Education 8 35 MP: S1 ----- | Physical Education 8 37 MP: S1 ----- | | Physical Education 8 25 MP: S1 ----- | |
| Bajusz, M | | Honors Math 6 20 MP: S1 ----- | Math 7 24 MP: S1 ----- | Math 7 21 MP: S1 ----- | Math 7 25 MP: S1 ----- | | Math 7 23 MP: S1 ----- | Honors Math 6 20 MP: S1 ----- | Study Hall 15 MP: S1 ----- |
| Barnes, K | | Pre-AP English 1 22 MP: S1 ----- | Pre-AP English 1 22 MP: S1 ----- | Honors English 1 0 MP: S1 ----- Pre-AP English 1 21 MP: S1 ----- | Honors English 1 0 MP: S1 ----- Pre-AP English 1 21 MP: S1 ----- | | | Pre-AP English 1 23 MP: S1 ----- | Pre-AP English 1 23 MP: S1 ----- |
| Clark, C | Honors Language Arts 6 34 MP: S1 ----- | Honors Language Arts 6 34 MP: S1 ----- | Language Arts 6 25 MP: S1 ----- | Language Arts 6 25 MP: S1 ----- | | Language Arts 6 29 MP: S1 ----- | Language Arts 6 29 MP: S1 ----- | | Study Hall 6 27 MP: S1 ----- |
| Craig, R | Art 6 23 MP: S1 ----- | Art 6 23 MP: S1 ----- | | Art 6 28 MP: S1 ----- | | | Art 6 27 MP: S1 ----- | Art 6 20 MP: S1 ----- | Graphic Arts 21 MP: S1 ----- |
| Davini, L. | Language Arts 8 26 MP: S1 ----- | Language Arts 8 26 MP: S1 ----- | | Language Arts 8 28 MP: S1 ----- | Language Arts 8 28 MP: S1 ----- | | | Language Arts 8 26 MP: S1 ----- | Language Arts 8 26 MP: S1 ----- |
| Desiderio, D | Intro to Tech Applications 6 22 MP: S1 ----- | Intro to Tech Applications 6 19 MP: S1 ----- | Graphic Arts 17 MP: S1 ----- | Intro to Tech Applications 6 20 MP: S1 ----- | | Digital Imagery and Web Design 21 MP: S1 ----- | Digital Imagery and Web Design 21 MP: S1 ----- | | |
| Donovan, J | Science 8 26 MP: S1 ----- | | Science 8 29 MP: S1 ----- | Science 8 31 MP: S1 ----- | Science 8 30 MP: S1 ----- | Science 8 31 MP: S1 ----- | | Science 8 27 MP: S1 ----- | |
| Egan, Kelley | | | Language Arts 6 9 MP: S1 ----- | Language Arts 6 9 MP: S1 ----- | | Study Hall Intervention 20 MP: S1 ----- | | Resource 1 MP: S1 ----- | Resource 1 MP: S1 ----- |
| Elwood, A | Science 7 28 MP: S1 ----- | | Science 7 29 MP: S1 ----- | Science 7 30 MP: S1 ----- | Honors Science 7 16 MP: S1 ----- | | | Science 7 27 MP: S1 ----- | Science 7 24 MP: S1 ----- |
| Engfer, M | AVID 6 28 MP: S1 ----- | Literacy Dynamics 7 8 MP: S1 ----- | AVID 7 20 MP: S1 ----- | AVID 8 20 MP: S1 ----- | | Literacy Dynamics 8 8 MP: S1 ----- | | | Literacy Dynamics 8 4 MP: S1 ----- |
| Fawer Buan, Teresa | | | | Study Hall 8 2 MP: S1 ----- | | | | | |
| Giarrante, J | Study Hall 33 MP: S1 ----- | Math 7 24 MP: S1 ----- | Math 7 26 MP: S1 ----- | Math 7 24 MP: S1 ----- | Honors Math 7 32 MP: S1 ----- | | Honors Math 7 27 MP: S1 ----- | Honors Math 7 24 MP: S1 ----- | |

Master Schedule Matrix - Thompson Jr. High School

| Teacher | Period 1 | Period 2 | Period 3 | Period 4 | Period 5 | Period 6 | Period 7 | Period 8 | Period 9 |
|---------------|--|--|---|--|---|---|---|--|---|
| Gray, B | World History 7 23 MP: S1 ----- | Honors World History 7 26 MP: S1 ----- | World History 7 29 MP: S1 ----- | Honors World History 7 30 MP: S1 ----- | | | | World History 7 20 MP: S1 ----- | World History 7 26 MP: S1 ----- |
| Hampton, H | | Math 6 28 MP: S1 ----- | Math 6 27 MP: S1 ----- | Math Dynamics 6 11 MP: S1 ----- | | Math 6 28 MP: S1 ----- | | Math 6 31 MP: S1 ----- | Math 6 25 MP: S1 ----- |
| Harper, K | Study Hall Intervention 13 MP: S1 ----- | | Math 7 7 MP: S1 ----- | Math 7 7 MP: S1 ----- | | | | Resource 1 MP: S1 ----- Resource 2 MP: S1 ----- | Resource 2 MP: S1 ----- |
| Harrison, D | Band Brass 7 27 MP: S1 ----- | Band Brass 8 16 MP: S1 ----- | Band 6 - Brass 38 MP: S1 ----- | | | Band 6 - Clarinets 26 MP: S1 ----- | | Band 6 - Woodwinds 22 MP: S1 ----- | Band 6 - Percussion 8 MP: S1 ----- |
| Hearne, Sue | | | Math 7 4 MP: S1 ----- | Math 7 4 MP: S1 ----- | | | | | |
| Hoxworth, A. | | Science 6 10 MP: S1 ----- | Language Arts 6 8 MP: S1 ----- | Language Arts 6 8 MP: S1 ----- | | | | | Science 11 MP: S1 ----- |
| Inglese, A | Honors US History 8 33 MP: S1 ----- | | US History 8 30 MP: S1 ----- | Honors US History 8 28 MP: S1 ----- | Honors US History 8 32 MP: S1 ----- | | | US History 8 28 MP: S1 ----- | US History 8 22 MP: S1 ----- |
| Jansen, N | Family/Consumer Science I 25 MP: S1 ----- | Family/Consumer Science I 24 MP: S1 ----- | Family/Consumer Science I 28 MP: S1 ----- | | Family/Consumer Science I 26 MP: S1 ----- | Family and Life Resources I 27 MP: S1 ----- | | Family and Life Resources I 25 MP: S1 ----- | Study Hall 17 MP: S1 ----- |
| Kahl, S | Science 6 24 MP: S1 ----- | | Honors Science 7 20 MP: S1 ----- | Science 6 26 MP: S1 ----- | | Science 6 28 MP: S1 ----- | Science 6 25 MP: S1 ----- | Science 6 26 MP: S1 ----- | Study Hall 6 28 MP: S1 ----- |
| Kleinmaier, J | Choir 7 21 MP: S1 ----- Choir 8 14 MP: S1 ----- | Choir 7 30 MP: S1 ----- Choir 8 16 MP: S1 ----- | Choir 6 38 MP: S1 ----- | Choir 6 35 MP: S1 ----- | | | Music 6 30 MP: S1 ----- | Music 6 16 MP: S1 ----- | |
| Kuester, S | Reading 6 MP: S1 ----- | Writing 6 MP: S1 ----- | | Math 4 MP: S1 ----- | | | Science 3 MP: S1 ----- | Social Studies 3 MP: S1 ----- | Vocational Education 4 MP: S1 ----- |
| Lagger, J | | Physical Education 8 35 MP: S1 ----- | Physical Education 8 32 MP: S1 ----- | Physical Education 8 36 MP: S1 ----- | Physical Education 7 27 MP: S1 ----- | | Physical Education 7 28 MP: S1 ----- | Physical Education 8 24 MP: S1 ----- | |
| Lee, J. | Math 4 MP: S1 ----- | | Science 4 MP: S1 ----- | Reading 4 MP: S1 ----- | | Writing 4 MP: S1 ----- | | Social Studies 4 MP: S1 ----- | Vocational Education 4 MP: S1 ----- |

Master Schedule Matrix - Thompson Jr. High School

| Teacher | Period 1 | Period 2 | Period 3 | Period 4 | Period 5 | Period 6 | Period 7 | Period 8 | Period 9 |
|--------------------|---|---|---|---|---|---|---|--|---|
| Liewald, K. | Language Arts 6 30 ----- MP: S1 | Language Arts 6 30 ----- MP: S1 | Language Arts 7 25 ----- MP: S1 | Language Arts 7 25 ----- MP: S1 | | | | Language Arts 6 25 ----- MP: S1 | Language Arts 6 25 ----- MP: S1 |
| Lynch, K | | Health 24 ----- MP: S1 | | Health 28 ----- MP: S1 | Health 30 ----- MP: S1 | | Health 28 ----- MP: S1 | Science 7 31 ----- MP: S1 | Health 31 ----- MP: S1 |
| McCoy, S. | Math 5 ----- MP: S1 | Science 5 ----- MP: S1 | Reading 5 ----- MP: S1 | | | Writing 5 ----- MP: S1 | | Social Studies 5 ----- MP: S1 | Vocational Education 5 ----- MP: S1 |
| Morales, T. | Exploratory Spanish 22 ----- MP: S1 | | Spanish Fundamentals 21 ----- MP: S1 | Spanish 1 25 ----- MP: S1 | | | Spanish Fundamentals 24 ----- MP: S1 | Spanish Fundamentals 19 ----- MP: S1 | Spanish 1 33 ----- MP: S1 |
| Morrow, S. | Language Arts 7 0 ----- MP: S1 Language Arts 7 26 ----- MP: S1 | Language Arts 7 26 ----- MP: S1 | | Language Arts 7 27 ----- MP: S1 | Language Arts 7 27 ----- MP: S1 | | Language Arts 7 25 ----- MP: S1 | Language Arts 7 25 ----- MP: S1 | Study Hall 14 ----- MP: S1 |
| Morton, Timothy | Language Arts 7 10 ----- MP: S1 | Language Arts 7 10 ----- MP: S1 | | | | | | | Resource 5 ----- MP: S1 |
| Murphy, B. | | | | | | | Industrial Education I 24 ----- MP: S1 | Industrial Education I 24 ----- MP: S1 | Industrial Education I 25 ----- MP: S1 |
| Nance, M | | Science 6 24 ----- MP: S1 | Science 6 29 ----- MP: S1 | Science 6 28 ----- MP: S1 | | Science 6 28 ----- MP: S1 | Science 6 27 ----- MP: S1 | Science 6 26 ----- MP: S1 | Study Hall 6 29 ----- MP: S1 |
| Nassis, G. | Literacy Dynamics 6 8 ----- MP: S1 | Social Studies 6 24 ----- MP: S1 | Social Studies 6 25 ----- MP: S1 | Social Studies 6 27 ----- MP: S1 | | Social Studies 6 28 ----- MP: S1 | Social Studies 6 28 ----- MP: S1 | | Study Hall 6 24 ----- MP: S1 |
| Neitzel, K | | Language Arts 8 26 ----- MP: S1 | Language Arts 8 26 ----- MP: S1 | | Language Arts 8 30 ----- MP: S1 | Language Arts 8 30 ----- MP: S1 | | Honors Language Arts 7 30 ----- MP: S1 | Honors Language Arts 7 30 ----- MP: S1 |
| Parlier, T. | | Math 8 25 ----- MP: S1 | Algebra 1 0 ----- MP: S1 Algebra 1 27 ----- MP: S1 | | Algebra 1 0 ----- MP: S1 Algebra 1 25 ----- MP: S1 | Algebra 1 0 ----- MP: S1 Algebra 1 30 ----- MP: S1 | | Honors Math 6 24 ----- MP: S1 | Honors Math 6 30 ----- MP: S1 |
| Passarelli, S | | Language Arts 7 31 ----- MP: S1 | Language Arts 7 31 ----- MP: S1 | Language Arts 7 27 ----- MP: S1 | Language Arts 7 27 ----- MP: S1 | | Language Arts 7 24 ----- MP: S1 | Language Arts 7 24 ----- MP: S1 | Study Hall Intervention 18 ----- MP: S1 |

Master Schedule Matrix - Thompson Jr. High School

| Teacher | Period 1 | Period 2 | Period 3 | Period 4 | Period 5 | Period 6 | Period 7 | Period 8 | Period 9 |
|----------------|--|--|---|---|--|--|--|---|--|
| Pethoud, A | Physical Education 6 25 ----- MP: S1 | Physical Education 7 25 ----- MP: S1 | Physical Education 6 26 ----- MP: S1 | | | Physical Education 6 32 ----- MP: S1 | | Physical Education 6 26 ----- MP: S1 | Physical Education 6 35 ----- MP: S1 |
| Puckett, C. | Physical Education 6 27 ----- MP: S1 | Physical Education 6 35 ----- MP: S1 | | Physical Education 6 33 ----- MP: S1 | | Physical Education 6 30 ----- MP: S1 | Physical Education 6 35 ----- MP: S1 | | Physical Education 7 26 ----- MP: S1 |
| Robinson, A | 2D Art 29 ----- MP: S1 | 2D Art 22 ----- MP: S1 | | 2D Art 31 ----- MP: S1 | 3D Art 30 ----- MP: S1 | | | 3D Art 25 ----- MP: S1 | 3D Art 27 ----- MP: S1 |
| Sackmann, P | | Language Arts 6 26 ----- MP: S1 | Language Arts 6 26 ----- MP: S1 | | | Honors Language Arts 6 34 ----- MP: S1 | Honors Language Arts 6 34 ----- MP: S1 | Language Arts 6 26 ----- MP: S1 | Language Arts 6 26 ----- MP: S1 |
| Schikora, D. | Math 8 27 ----- MP: S1 | | Math 8 31 ----- MP: S1 | Math 8 32 ----- MP: S1 | Math 8 31 ----- MP: S1 | | | Math 8 27 ----- MP: S1 | Math 8 30 ----- MP: S1 |
| Schlechte, A. | Science 8 23 ----- MP: S1 | Science 8 32 ----- MP: S1 | | | Science 7 30 ----- MP: S1 | Honors Science 8 31 ----- MP: S1 | | Honors Science 8 26 ----- MP: S1 | Science 7 27 ----- MP: S1 |
| Sheble, R. | Language Arts 8 0 ----- MP: S1 Language Arts 8 7 ----- MP: S1 | Language Arts 8 0 ----- MP: S1 Language Arts 8 7 ----- MP: S1 | | | | Study Skills* 1 ----- MP: S1 | | Study Hall Intervention 18 ----- MP: S1 | Study Skills 5 ----- MP: S1 |
| Springsteen, K | Social Studies 6 28 ----- MP: S1 | | Social Studies 6 23 ----- MP: S1 | Social Studies 6 26 ----- MP: S1 | | | Social Studies 6 31 ----- MP: S1 | Social Studies 6 25 ----- MP: S1 | Social Studies 6 26 ----- MP: S1 |
| Staff | | | Math 0 ----- MP: S1 | | Lunch 6th grade 305 ----- MP: S1 Lunch 7 5 ----- MP: S1 | Lunch 7th grade 272 ----- MP: S1 Lunch 8 2 ----- MP: S1 | Lunch 8th grade 293 ----- MP: S1 | | |
| Suri, N. | Math 6 26 ----- MP: S1 | Math 6 29 ----- MP: S1 | Math Dynamics 8 12 ----- MP: S1 | Math Dynamics 8 11 ----- MP: S1 | | | Math Dynamics 7 10 ----- MP: S1 | | Math Dynamics 8 5 ----- MP: S1 |
| Tharp, Stacey | Language Arts 7 5 ----- MP: S1 | Language Arts 7 5 ----- MP: S1 | | | | | | | |
| Torrez, D | Social Studies 6 10 ----- MP: S1 | | Math 8 5 ----- MP: S1 | Math 8 5 ----- MP: S1 | | | Study Hall Intervention 18 ----- MP: S1 | Social Studies 11 ----- MP: S1 | |
| Trahant, J | Literacy Dynamics 6 6 ----- MP: S1 | Literacy Dynamics 7 5 ----- MP: S1 | Language Arts 6 27 ----- MP: S1 | Language Arts 6 27 ----- MP: S1 | | Language Arts 6 28 ----- MP: S1 | Language Arts 6 28 ----- MP: S1 | | Study Hall 13 ----- MP: S1 |
| Williams, C | Language Arts 8 27 ----- MP: S1 | Language Arts 8 27 ----- MP: S1 | | | Language Arts 8 30 ----- MP: S1 | Language Arts 8 30 ----- MP: S1 | | Language Arts 8 26 ----- MP: S1 | Language Arts 8 26 ----- MP: S1 |

Master Schedule Matrix - Thompson Jr. High School

| Teacher | Period 1 | Period 2 | Period 3 | Period 4 | Period 5 | Period 6 | Period 7 | Period 8 | Period 9 |
|--------------|--|--|---------------------------------------|---------------------------------------|--|---------------------------------------|--|--|--|
| Williams, D. | World History 7 28 ----- MP: S1 | World History 7 25 ----- MP: S1 | US History 8 29 ----- MP: S1 | US History 8 31 ----- MP: S1 | | US History 8 30 ----- MP: S1 | | | US History 8 23 ----- MP: S1 |
| Woltman, L. | | | | | World History 7 29 ----- MP: S1 | | World History 7 26 ----- MP: S1 | Honors Language Arts 7 33 ----- MP: S1 | Honors Language Arts 7 33 ----- MP: S1 |
| Wulff, M. | | | Math 8 5 ----- MP: S1 | Math 8 5 ----- MP: S1 | | Math 6 5 ----- MP: S1 | Math 6 5 ----- MP: S1 | Math 6 8 ----- MP: S1 | Math 6 8 ----- MP: S1 |

Master Schedule Matrix - Traugher Jr. High School

| Teacher | Period 1 | Period 2 | Period 3 | Period 4 | Period 5 | Period 6 | Period 7 | Period 8 | Period 9 |
|----------------|--|---|---|---|--------------------------------------|---|--|--------------------------------------|--------------------------------------|
| Anderson, S | | Social Studies 6 26 MP: S1 | Social Studies 6 29 MP: S1 | Social Studies 6 29 MP: S1 | Social Studies 6 31 MP: S1 | | Social Studies 6 28 MP: S1 | Social Studies 6 29 MP: S1 | Study Hall 6 24 MP: S1 |
| Apa, B | | Physical Education 7 36 MP: S1 | Health 31 MP: S1 | Health 31 MP: S1 | | Physical Education 6 29 MP: S1 | Physical Education 7 37 MP: S1 | Health 31 MP: S1 | Health 30 MP: S1 |
| Barnes, P | | Spanish Fundamentals 28 MP: S1 | Spanish Fundamentals 24 MP: S1 | | Spanish Fundamentals 27 MP: S1 | Spanish Fundamentals 26 MP: S1 | | Spanish Fundamentals 30 MP: S1 | Spanish Fundamentals 29 MP: S1 |
| Beck, Z | | 2D Art 28 MP: S1 | 2D Art 25 MP: S1 | | Art 6 22 MP: S1 | 2D Art 30 MP: S1 | | 2D Art 29 MP: S1 | Graphic Arts 28 MP: S1 |
| Benoit, J | Math 7 27 MP: S1 | | Math 7 26 MP: S1 | Study Hall 7 Math 10 MP: S1 | Math 7 27 MP: S1 | | Math 7 30 MP: S1 | Math 7 30 MP: S1 | Math 7 31 MP: S1 |
| Blankenburg, R | Physical Education 8 32 MP: S1 | | Physical Education 8 23 MP: S1 | Physical Education 8 32 MP: S1 | Physical Education 8 33 MP: S1 | Physical Education 8 35 MP: S1 | | Physical Education 8 37 MP: S1 | Physical Education 8 30 MP: S1 |
| Blazevic, K | Literacy Dynamics 8 9 MP: S1 | Literacy Dynamics 7 9 MP: S1 | Literacy Dynamics 6 8 MP: S1 | | Literacy Dynamics 6 10 MP: S1 | | Literacy Dynamics 7 4 MP: S1 | Study Hall 6 21 MP: S1 | Literacy Dynamics 8 7 MP: S1 |
| Brems, G | | Language Arts 8 28 MP: S1 | Language Arts 8 28 MP: S1 | Language Arts 8 30 MP: S1 | Language Arts 8 30 MP: S1 | | | Language Arts 8 29 MP: S1 | Language Arts 8 29 MP: S1 |
| Carino, M | Study Hall 8 LA 11 MP: S1 | | Honors English 1 1 MP: S1 Pre-AP English 1 24 MP: S1 | Pre-AP English 1 24 MP: S1 | | Pre-AP English 1 26 MP: S1 | Pre-AP English 1 26 MP: S1 | Language Arts 8 31 MP: S1 | Language Arts 8 31 MP: S1 |
| Carlisle, T | Physical Education 8 29 MP: S1 | Physical Education 8 31 MP: S1 | Physical Education 8 27 MP: S1 | | | Study Hall 7 6 MP: S1 Study Hall 8 16 MP: S1 | World History 7 29 MP: S1 | AVID 7 24 MP: S1 | AVID 8 23 MP: S1 |
| Ceres, R | Honors Language Arts 7 29 MP: S1 | Honors Language Arts 7 29 MP: S1 | Honors Language Arts 7 23 MP: S1 | Honors Language Arts 7 23 MP: S1 | | Honors Language Arts 7 28 MP: S1 | Honors Language Arts 7 28 MP: S1 | | |
| Clark, L | | Language Arts 8 7 MP: S1 | Language Arts 8 7 MP: S1 | | | | | | |
| Cool, J | | Language Arts 7 9 MP: S1 | Language Arts 7 9 MP: S1 | | Language Arts 7 8 MP: S1 | Language Arts 7 8 MP: S1 | | | |

Master Schedule Matrix - Traugher Jr. High School

| Teacher | Period 1 | Period 2 | Period 3 | Period 4 | Period 5 | Period 6 | Period 7 | Period 8 | Period 9 |
|-------------------|---|---|--|--|---|--|--|---|---|
| Cunningham, R | Science 6 29 ----- MP: S1 | Science 6 25 ----- MP: S1 | Science 6 29 ----- MP: S1 | Science 6 29 ----- MP: S1 | | Science 6 30 ----- MP: S1 | Science 6 30 ----- MP: S1 | | |
| Dorilio, D. | Language Arts 7 28 ----- MP: S1 | Language Arts 7 28 ----- MP: S1 | Study Hall 7 LA 4 ----- MP: S1 | | Language Arts 7 30 ----- MP: S1 | Language Arts 7 30 ----- MP: S1 | | Language Arts 7 32 ----- MP: S1 | Language Arts 7 32 ----- MP: S1 |
| Epley, M | Science 8 29 ----- MP: S1 | Science 8 27 ----- MP: S1 | | Science 8 28 ----- MP: S1 | Study Hall 7 5 ----- MP: S1 Study Hall 8 20 ----- MP: S1 | | Science 8 31 ----- MP: S1 | Honors Science 8 30 ----- MP: S1 | Science 8 30 ----- MP: S1 |
| Fedanzo-Dudley, M | Home Economics 6 25 ----- MP: S1 | Family/Consumer Science I 26 ----- MP: S1 | Home Economics 6 23 ----- MP: S1 | | | Family/Consumer Science I 28 ----- MP: S1 | | Home Economics 6 26 ----- MP: S1 | Home Economics 6 25 ----- MP: S1 |
| Garren, R | Math 6 28 ----- MP: S1 | | Math 6 28 ----- MP: S1 | Math 6 27 ----- MP: S1 | | Math 6 24 ----- MP: S1 | Math 6 24 ----- MP: S1 | Math 6 27 ----- MP: S1 | Math 6 24 ----- MP: S1 |
| Griffin, K | Language Arts 7 30 ----- MP: S1 | Language Arts 7 30 ----- MP: S1 | | | Language Arts 7 32 ----- MP: S1 | Language Arts 7 32 ----- MP: S1 | | Language Arts 7 31 ----- MP: S1 | Language Arts 7 31 ----- MP: S1 |
| Hallahan, D | Honors US History 8 24 ----- MP: S1 | | US History 8 24 ----- MP: S1 | Honors US History 8 27 ----- MP: S1 | Honors US History 8 32 ----- MP: S1 | Honors US History 8 28 ----- MP: S1 | | US History 8 32 ----- MP: S1 | Honors US History 8 30 ----- MP: S1 |
| Henrichs, K | Social Studies 7 ----- MP: S1 | Language Arts 8 ----- MP: S1 | Language Arts 8 ----- MP: S1 | | | Language Arts 7 ----- MP: S1 | Language Arts 7 ----- MP: S1 | | Social Studies 6 ----- MP: S1 |
| Henricksen, J | Physical Education 6 33 ----- MP: S1 | Study Hall 7 7 ----- MP: S1 Study Hall 8 10 ----- MP: S1 | | Physical Education 6 33 ----- MP: S1 | Physical Education 6 36 ----- MP: S1 | Physical Education 6 30 ----- MP: S1 | | Physical Education 6 33 ----- MP: S1 | Physical Education 8 33 ----- MP: S1 |
| Janowiak, K | | | | | Study Skills 10 ----- MP: S1 | Math 7 1 ----- MP: S1 Math 7 8 ----- MP: S1 | Math 7 8 ----- MP: S1 | | |
| Keicher, J | Language Arts 8 28 ----- MP: S1 | Language Arts 8 28 ----- MP: S1 | Language Arts 8 31 ----- MP: S1 | Language Arts 8 31 ----- MP: S1 | | Language Arts 8 31 ----- MP: S1 | Language Arts 8 31 ----- MP: S1 | | |
| Kellogg, J | Honors Language Arts 6 32 ----- MP: S1 | Honors Language Arts 6 32 ----- MP: S1 | Honors Language Arts 6 33 ----- MP: S1 | Honors Language Arts 6 33 ----- MP: S1 | | Language Arts 6 27 ----- MP: S1 | Language Arts 6 27 ----- MP: S1 | | |

Master Schedule Matrix - Traugher Jr. High School

| Teacher | Period 1 | Period 2 | Period 3 | Period 4 | Period 5 | Period 6 | Period 7 | Period 8 | Period 9 |
|--------------|---|--|--|---|---|----------------------------------|---|---|---|
| Kemp, A | | Math 6 7 MP: S1 | Math 6 6 MP: S1 | Study Skills 7 MP: S1 | | | Study Skills 6 MP: S1 | | |
| Kent, J | Resource 6 MP: S1 | Study Skills 7 MP: S1 | | | | Math 8 10 MP: S1 | Math 8 10 MP: S1 | | |
| King, K | Honors Math 6 25 MP: S1 | Math Dynamics 6 6 MP: S1 | Study Hall 6 Math 17 MP: S1 | Honors Math 6 21 MP: S1 | | | Math Dynamics 6 5 MP: S1 | Honors Math 6 28 MP: S1 | Honors Math 6 25 MP: S1 |
| Krygowski, S | | Language Arts 8 27 MP: S1 | Language Arts 8 27 MP: S1 | | Language Arts 7 30 MP: S1 | Language Arts 7 30 MP: S1 | | Language Arts 7 31 MP: S1 | Language Arts 7 31 MP: S1 |
| Kurkamp, M | Science 6 28 MP: S1 | Science 6 24 MP: S1 | | | Science 6 30 MP: S1 | Science 6 29 MP: S1 | | Science 6 29 MP: S1 | Science 6 29 MP: S1 |
| Lang, N | Science 7 29 MP: S1 | Study Hall 7 6 MP: S1 Study Hall 8 6 MP: S1 | Science 7 27 MP: S1 | | Science 7 32 MP: S1 | Science 7 30 MP: S1 | | Science 7 32 MP: S1 | Science 7 32 MP: S1 |
| MacKay, A | Resource 4 MP: S1 | Resource 7 MP: S1 | | | | Language Arts 6 6 MP: S1 | Language Arts 6 6 MP: S1 | | |
| Martinez, R | Social Studies 6 29 MP: S1 | Social Studies 6 25 MP: S1 | Social Studies 6 30 MP: S1 | Social Studies 6 28 MP: S1 | | Social Studies 6 28 MP: S1 | | Study Hall 6 21 MP: S1 | Social Studies 6 29 MP: S1 |
| Maxwell, R | Band Brass 7 61 MP: S1 | | Band Percussion 8 8 MP: S1 Band Woodwinds 8 56 MP: S1 | Band Percussion 7 10 MP: S1 Band Woodwinds 7 70 MP: S1 | | | Band Woodwinds 6 39 MP: S1 | Band Brass 8 44 MP: S1 | Band Clarinets 6 46 MP: S1 |
| McCash, D | | | | | | | | | Study Hall 6 24 MP: S1 |
| McElroy, J | Spanish 1 23 MP: S1 | | Spanish 1 24 MP: S1 | Spanish 1 28 MP: S1 | Spanish 1 29 MP: S1 | | | | |
| McGann, P | Honors World History 7 31 MP: S1 | | Honors World History 7 26 MP: S1 | Honors World History 7 28 MP: S1 | World History 7 26 MP: S1 | | Honors World History 7 31 MP: S1 | Honors World History 7 30 MP: S1 | Honors World History 7 31 MP: S1 |
| McGinnis, J | Digital Imagery and Web Design 28 MP: S1 | Adv Applications & Multimedia 25 MP: S1 | Intro to Tech Applications 6 23 MP: S1 | | Intro to Tech Applications 6 17 MP: S1 | | | Intro to Tech Applications 6 25 MP: S1 | Intro to Tech Applications 6 23 MP: S1 |

Master Schedule Matrix - Traugbber Jr. High School

| Teacher | Period 1 | Period 2 | Period 3 | Period 4 | Period 5 | Period 6 | Period 7 | Period 8 | Period 9 |
|---------------|--|--|--|---|--------------------------------------|---|--|--|--|
| McKenzie, B | Math Dynamics 7 4 MP: S1 Math Dynamics 8 3 MP: S1 | Math 6 24 MP: S1 | Math 6 27 MP: S1 | Math 7 29 MP: S1 | | Math 7 30 MP: S1 | Math 7 28 MP: S1 | | |
| Milner, J | | Industrial Education I 24 MP: S1 | Industrial Education I 25 MP: S1 | | | Industrial Education I 26 MP: S1 | Industrial Technology 26 MP: S1 | Industrial Education I 27 MP: S1 | Industrial Education I 24 MP: S1 |
| Moorman, K | Music 6 24 MP: S1 | Choir 8 48 MP: S1 | Choir 7 61 MP: S1 | | Music 6 23 MP: S1 | Study Hall 7 4 MP: S1 Study Hall 8 16 MP: S1 | | Choir 6 31 MP: S1 | Choir 6 30 MP: S1 |
| Pacholski, K | Physical Education 6 32 MP: S1 | Physical Education 6 16 MP: S1 | Physical Education 6 34 MP: S1 | | Physical Education 6 35 MP: S1 | | Physical Education 6 38 MP: S1 | | Physical Education 7 42 MP: S1 |
| Paradise, R | Honors Science 8 25 MP: S1 | Science 8 27 MP: S1 | | Honors Science 8 25 MP: S1 | Honors Science 8 32 MP: S1 | | Science 8 31 MP: S1 | Science 8 31 MP: S1 | Science 8 32 MP: S1 |
| Peat, D | Health 15 MP: S1 | Health 31 MP: S1 | Physical Education 7 21 MP: S1 | Physical Education 7 25 MP: S1 | Physical Education 8 32 MP: S1 | | Health 30 MP: S1 | Physical Education 7 39 MP: S1 | |
| Perdue, M | Honors Math 7 25 MP: S1 | Honors Math 7 27 MP: S1 | Honors Math 7 25 MP: S1 | Honors Math 7 28 MP: S1 | | Honors Math 7 27 MP: S1 | Math 8 31 MP: S1 | | |
| Pfalzgraf, K | | | | | | | | Resource 4 MP: S1 | Social Studies 6-8 5 MP: S1 |
| Rendulich, J | Study Hall 7 7 MP: S1 Study Hall 8 16 MP: S1 | | | | | | | Resource 6 MP: S1 | Resource 9 MP: S1 |
| Richter, A | | Math 6 MP: S1 | Math 7 MP: S1 | Science 8 MP: S1 | | Math 7 MP: S1 | Math 1 MP: S1 Math 7 MP: S1 | Science 7 MP: S1 | |
| Romanovich, J | Math 8 29 MP: S1 | Study Hall 8 Math 14 MP: S1 | Math 8 25 MP: S1 | Math 8 29 MP: S1 | | Math 8 30 MP: S1 | Math 8 31 MP: S1 | Math 8 30 MP: S1 | |
| Rossi, A | | Language Arts 6 25 MP: S1 | Language Arts 6 25 MP: S1 | Language Arts 6 28 MP: S1 | Language Arts 6 28 MP: S1 | | Language Arts 6 29 MP: S1 | Language Arts 6 29 MP: S1 | Study Hall 6 23 MP: S1 |

Master Schedule Matrix - Traugher Jr. High School

| Teacher | Period 1 | Period 2 | Period 3 | Period 4 | Period 5 | Period 6 | Period 7 | Period 8 | Period 9 |
|------------------|--|---|--|---|--|---|--|---|--|
| Runyon, J | | Band Brass 6 74 MP: S1 | | | | | | | Band Percussion 6 12 MP: S1 |
| Schoenecker, K | Language Arts 6 27 MP: S1 | Language Arts 6 27 MP: S1 | Study Hall 5 MP: S1 | | Language Arts 6 27 MP: S1 | Language Arts 6 27 MP: S1 | | Language Arts 6 22 MP: S1 | Language Arts 6 22 MP: S1 |
| Schreiner, M | Algebra 1 25 MP: S1 | Algebra 1 1 MP: S1 Algebra 1 23 MP: S1 | Math 8 27 MP: S1 | | | | Algebra 1 1 MP: S1 Algebra 1 26 MP: S1 | Algebra 1 2 MP: S1 Algebra 1 25 MP: S1 | Math 8 30 MP: S1 |
| Staff | | | | Lunch 6 87 MP: S1 Lunch 7 94 MP: S1 Lunch 8 94 MP: S1 | Lunch 6 92 MP: S1 Lunch 7 113 MP: S1 Lunch 8 92 MP: S1 | Lunch 6 77 MP: S1 Lunch 7 89 MP: S1 Lunch 8 98 MP: S1 | Lunch 6 93 MP: S1 Lunch 7 109 MP: S1 Lunch 8 99 MP: S1 | | |
| Strnad, K | Resource 5 MP: S1 | Math 6-8 4 MP: S1 | Math 6-8 4 MP: S1 | | Language Arts 5 MP: S1 | Language Arts 5 MP: S1 | Science 6-8 5 MP: S1 | | Study Hall 7 13 MP: S1 Study Hall 8 15 MP: S1 |
| Theodor, K | Language Arts 7 29 MP: S1 | Language Arts 7 29 MP: S1 | Language Arts 7 27 MP: S1 | Language Arts 7 27 MP: S1 | | | | | |
| VanOvermeiren, P | World History 7 28 MP: S1 | World History 7 25 MP: S1 | World History 7 28 MP: S1 | | World History 7 26 MP: S1 | | | World History 7 30 MP: S1 | World History 7 30 MP: S1 |
| Wagner, K | Language Arts 6 29 MP: S1 | Language Arts 6 29 MP: S1 | Language Arts 6 25 MP: S1 | Language Arts 6 25 MP: S1 | | Language Arts 6 23 MP: S1 | Language Arts 6 23 MP: S1 | Study Hall 6 LA 14 MP: S1 | |
| Wahi, K | | | Study Skills 5 MP: S1 | | | Study Skills 11 MP: S1 | | Language Arts 6 8 MP: S1 | Language Arts 6 8 MP: S1 |
| Whowell, W | Language Arts 8 28 MP: S1 | Language Arts 8 28 MP: S1 | | | Language Arts 8 26 MP: S1 | Language Arts 8 26 MP: S1 | Study Hall 7 8 MP: S1 Study Hall 8 21 MP: S1 | Language Arts 8 29 MP: S1 | Language Arts 8 29 MP: S1 |
| Wyatt, N | Family and Life Resources I 31 MP: S1 | Family and Life Resources I 31 MP: S1 | Family/Consumer Science I 19 MP: S1 | | Family and Life Resources I 29 MP: S1 | Family/Consumer Science II 28 MP: S1 | Family and Life Resources I 32 MP: S1 | | |

Master Schedule Matrix - Traughber Jr. High School

| Teacher | Period 1 | Period 2 | Period 3 | Period 4 | Period 5 | Period 6 | Period 7 | Period 8 | Period 9 |
|-----------|---------------------------------------|---------------------------------------|---|---------------------------------------|---|----------|---|---------------------------------------|---|
| Zack, C | Science 7 30 ----- MP: S1 | | Honors Science 7 33 ----- MP: S1 | Science 7 27 ----- MP: S1 | Honors Science 7 34 ----- MP: S1 | | Honors Science 7 31 ----- MP: S1 | Science 7 31 ----- MP: S1 | Honors Science 7 32 ----- MP: S1 |
| Zavala, J | US History 8 30 ----- MP: S1 | US History 8 29 ----- MP: S1 | | US History 8 31 ----- MP: S1 | US History 8 30 ----- MP: S1 | | | US History 8 32 ----- MP: S1 | US History 8 30 ----- MP: S1 |

Fall Enrollment Counts for 2018 School Year

12/20/2017 4:12 pm

SIS Serving District: 24047308026 CUSD 308

Selection Criteria: Enrolled As Of = 10/02/2017

| Grade Level: | All | Total |
|---|-----|-------|
| Total Students: | | 17962 |
| Race: American Indian or Alaska Native | | 117 |
| Race: Asian | | 1189 |
| Race: Black or African American | | 1653 |
| Race: Hispanic or Latino | | 3625 |
| Race: Native Hawaiian or Other Pacific Islander | | 7 |
| Race: Two or More Races | | 997 |
| Race: White | | 10374 |
| Native Language: Afrikaans (Taal) | | 3 |
| Native Language: Akan (Fante/Asante/Twi) | | 2 |
| Native Language: Albanian/Gheg(Kosovo/Macedon) | | 3 |
| Native Language: Albanian/Tosk (Albania) | | 21 |
| Native Language: American Sign Language | | 1 |
| Native Language: Amharic | | 3 |
| Native Language: Arabic | | 120 |
| Native Language: Bengali | | 4 |
| Native Language: Bisaya (Malaysia) | | 1 |
| Native Language: Bosnian | | 5 |
| Native Language: Bulgarian | | 11 |
| Native Language: Burmese | | 1 |
| Native Language: Cambodian (Khmer) | | 8 |
| Native Language: Cantonese (Chinese) | | 6 |
| Native Language: Cebuano (Visayan) | | 5 |
| Native Language: Chamorro | | 1 |
| Native Language: Chaochow/Teochiu (Chinese) | | 4 |
| Native Language: Czech | | 1 |
| Native Language: Danish | | 1 |
| Native Language: Dinlea (Turkish) | | 1 |
| Native Language: Dutch/Flemish | | 4 |
| Native Language: English | | 14740 |
| Native Language: Ewe | | 3 |
| Native Language: Farsi (Persian) | | 8 |
| Native Language: French | | 18 |
| Native Language: German | | 11 |
| Native Language: Greek | | 11 |
| Native Language: Gujarati | | 53 |
| Native Language: Hainanese (Chinese) | | 1 |
| Native Language: Haitian-Creole | | 1 |
| Native Language: Hausa | | 1 |
| Native Language: Hindi | | 52 |
| Native Language: Hungarian | | 4 |
| Native Language: Ibo/Igbo | | 5 |
| Native Language: Ilocano | | 2 |
| Native Language: Ilonggo (Hiligaynon) | | 3 |
| Native Language: Indonesian | | 2 |

| Grade Level: | All | Total |
|--|-----|-------|
| Native Language: Italian | | 1 |
| Native Language: Jamaican | | 1 |
| Native Language: Japanese | | 4 |
| Native Language: Kannada (Kanarese) | | 7 |
| Native Language: Kinyarwanda | | 3 |
| Native Language: Konkani | | 1 |
| Native Language: Korean | | 16 |
| Native Language: Lao | | 7 |
| Native Language: Lingala | | 1 |
| Native Language: Lithuanian | | 21 |
| Native Language: Luganda | | 1 |
| Native Language: Macedonian | | 7 |
| Native Language: Malayalam | | 17 |
| Native Language: Mandarin (Chinese) | | 11 |
| Native Language: Marathi | | 6 |
| Native Language: Nepali | | 5 |
| Native Language: Other | | 3 |
| Native Language: Panjabi (Punjabi) | | 15 |
| Native Language: Pashto (Pushto) | | 1 |
| Native Language: Pilipino (Tagalog) | | 110 |
| Native Language: Polish | | 54 |
| Native Language: Portuguese | | 6 |
| Native Language: Romanian | | 21 |
| Native Language: Russian | | 29 |
| Native Language: Serbian | | 8 |
| Native Language: Shanghai (Chinese) | | 15 |
| Native Language: Shona | | 1 |
| Native Language: Sindhi | | 1 |
| Native Language: Sinhalese | | 2 |
| Native Language: Somali | | 1 |
| Native Language: Spanish | | 2116 |
| Native Language: Swahili | | 4 |
| Native Language: Swedish | | 1 |
| Native Language: Tamil | | 35 |
| Native Language: Telugu (Telegu) | | 68 |
| Native Language: Thai | | 5 |
| Native Language: Turkish | | 5 |
| Native Language: Ukrainian | | 6 |
| Native Language: Urdu | | 151 |
| Native Language: Uzbek | | 4 |
| Native Language: Vietnamese | | 64 |
| Native Language: Yoruba | | 6 |
| Home Language: Afrikaans (Taal) | | 3 |
| Home Language: Akan (Fante/Asante/Twi) | | 4 |
| Home Language: Albanian/Gheg(Kosovo/Macedon) | | 3 |
| Home Language: Albanian/Tosk (Albania) | | 26 |
| Home Language: American Sign Language | | 4 |
| Home Language: Amharic | | 5 |
| Home Language: Arabic | | 133 |

| Grade Level: | All | Total |
|---|-----|-------|
| Home Language: Assyrian (Syriac/Aramaic) | | 1 |
| Home Language: Bengali | | 6 |
| Home Language: Bisaya (Malaysia) | | 2 |
| Home Language: Bosnian | | 9 |
| Home Language: Bulgarian | | 11 |
| Home Language: Burmese | | 2 |
| Home Language: Cambodian (Khmer) | | 8 |
| Home Language: Cantonese (Chinese) | | 8 |
| Home Language: Cebuano (Visayan) | | 4 |
| Home Language: Chamorro | | 1 |
| Home Language: Chaochow/Teochiu (Chinese) | | 5 |
| Home Language: Czech | | 6 |
| Home Language: Danish | | 1 |
| Home Language: Dinlea (Turkish) | | 1 |
| Home Language: Dutch/Flemish | | 4 |
| Home Language: English | | 14115 |
| Home Language: Ewe | | 3 |
| Home Language: Farsi (Persian) | | 9 |
| Home Language: French | | 25 |
| Home Language: German | | 14 |
| Home Language: Greek | | 14 |
| Home Language: Gujarati | | 65 |
| Home Language: Hainanese (Chinese) | | 1 |
| Home Language: Haitian-Creole | | 1 |
| Home Language: Hausa | | 1 |
| Home Language: Hindi | | 64 |
| Home Language: Hmong | | 1 |
| Home Language: Hungarian | | 5 |
| Home Language: Ibo/Igbo | | 12 |
| Home Language: Ilocano | | 2 |
| Home Language: Ilonggo (Hiligaynon) | | 8 |
| Home Language: Indonesian | | 5 |
| Home Language: Italian | | 6 |
| Home Language: Jamaican | | 1 |
| Home Language: Japanese | | 13 |
| Home Language: Kannada (Kanarese) | | 7 |
| Home Language: Kinyarwanda | | 3 |
| Home Language: Konkani | | 4 |
| Home Language: Korean | | 25 |
| Home Language: Lao | | 8 |
| Home Language: Lingala | | 1 |
| Home Language: Lithuanian | | 21 |
| Home Language: Luganda | | 3 |
| Home Language: Macedonian | | 7 |
| Home Language: Malayalam | | 18 |
| Home Language: Mandarin (Chinese) | | 12 |
| Home Language: Marathi | | 8 |
| Home Language: Nepali | | 5 |
| Home Language: Other | | 4 |

| Grade Level: | All | Total |
|-----------------------------------|-----|-------|
| Home Language: Palauan | | 1 |
| Home Language: Panjabi (Punjabi) | | 18 |
| Home Language: Pashto (Pushto) | | 1 |
| Home Language: Pilipino (Tagalog) | | 163 |
| Home Language: Polish | | 67 |
| Home Language: Portuguese | | 11 |
| Home Language: Romanian | | 24 |
| Home Language: Russian | | 31 |
| Home Language: Serbian | | 9 |
| Home Language: Shanghai (Chinese) | | 17 |
| Home Language: Shona | | 4 |
| Home Language: Sindhi | | 1 |
| Home Language: Sinhalese | | 2 |
| Home Language: Somali | | 1 |
| Home Language: Spanish | | 2438 |
| Home Language: Swahili | | 5 |
| Home Language: Swedish | | 1 |
| Home Language: Tamil | | 44 |
| Home Language: Telugu (Telegu) | | 87 |
| Home Language: Thai | | 8 |
| Home Language: Turkish | | 5 |
| Home Language: Ukrainian | | 6 |
| Home Language: Urdu | | 183 |
| Home Language: Uzbek | | 5 |
| Home Language: Vietnamese | | 71 |
| Home Language: Yoruba | | 21 |
| Gender: Male | | 9179 |
| Gender: Female | | 8783 |
| Reading First: | | 0 |
| Reading Improvement: | | 0 |
| Title One: 11 | | 32 |
| Title One: 12 | | 2507 |
| Title One: 13 | | 15423 |
| Homeless: | | 79 |
| Migrant: | | 0 |
| SES: | | 0 |
| LEP: | | 1223 |
| IDEA Services: | | 2271 |
| FRL: | | 4296 |
| 21st Century: | | 0 |
| Eligible Immigrant Ed Program: | | 136 |
| Private School: | | 0 |
| Military Connected: | | 141 |
| PDA: 0.1 | | 8 |
| PDA: 0.2 | | 29 |
| PDA: 0.3 | | 1 |
| PDA: 0.5 | | 506 |
| PDA: 0.7 | | 9 |
| PDA: 0.8 | | 7 |

| Grade Level: | All | Total | |
|---------------------------------|------|-------|----------------------------------|
| PDA: 0.9 | | 2 | |
| PDA: 1.0 | | 17411 | |
| Home School: 24032060C042001 | 1 | | Saratoga Elem School |
| Home School: 240322010042002 | 2 | | Minooka Intermediate School |
| Home School: 240322010042004 | 1 | | Aux Sable |
| Home School: 240470880260001 | 5 | | Plano High School |
| Home School: 240470880261001 | 1 | | Plano Middle School |
| Home School: 240470880262003 | 1 | | Centennial Elem School |
| Home School: 240470880262004 | 3 | | Emily G Johns School |
| Home School: 240471150260001 | 8 | | Yorkville High School |
| Home School: 240471150261001 | 3 | | Yorkville Middle School |
| Home School: 240471150262005 | 1 | | Yorkville Intermediate School |
| Home School: 240471150262007 | 2 | | Grande Reserve Elem Sch |
| Home School: 240471150262009 | 1 | | Autumn Creek Elem Sch |
| Home School: 240473080260001 | 2794 | | Oswego High School |
| Home School: 240473080260002 | 2660 | | Oswego East High School |
| Home School: 240473080261002 | 1141 | | Traughber Jr High School |
| Home School: 240473080261003 | 888 | | Thompson Jr High School |
| Home School: 240473080261004 | 717 | | Bednarcik Junior High School |
| Home School: 240473080261005 | 860 | | Plank Junior High |
| Home School: 240473080261006 | 754 | | Murphy Junior High School |
| Home School: 240473080262004 | 591 | | Boulder Hill Elem School |
| Home School: 240473080262005 | 549 | | Long Beach Elem School |
| Home School: 240473080262006 | 449 | | Old Post Elementary School |
| Home School: 240473080262007 | 608 | | The Wheatlands Elementary School |
| Home School: 240473080262008 | 564 | | Fox Chase Elementary School |
| Home School: 240473080262009 | 640 | | Homestead Elementary School |
| Home School: 240473080262010 | 779 | | Lakewood Creek Elementary |
| Home School: 240473080262011 | 496 | | Prairie Point Elem School |
| Home School: 240473080262012 | 586 | | Churchill Elem School |
| Home School: 240473080262013 | 522 | | Wolfs Crossing Elem School |
| Home School: 240473080262014 | 599 | | Grande Park Elem Sch |
| Home School: 240473080262015 | 560 | | Southbury Elem School |
| Home School: 240473080262016 | 685 | | Hunt Club Elem |
| Home School: 240473080263001 | 487 | | Brokaw Early Learning Center |
| Home School: 310451290221003 | 1 | | Jefferson Middle School |
| Home School: 310451310222008 | 1 | | G N Dieterich Elem School |
| Home School: 560992020220003 | 1 | | Plainfield North High School |
| Home School: 560992020222019 | 1 | | Elizabeth Eichelberger Elem Sch |
| Serving School: 240473080260001 | 2777 | | Oswego High School |
| Serving School: 240473080260002 | 2624 | | Oswego East High School |
| Serving School: 240473080261002 | 1145 | | Traughber Jr High School |
| Serving School: 240473080261003 | 886 | | Thompson Jr High School |
| Serving School: 240473080261004 | 712 | | Bednarcik Junior High School |
| Serving School: 240473080261005 | 868 | | Plank Junior High |
| Serving School: 240473080261006 | 751 | | Murphy Junior High School |
| Serving School: 240473080262004 | 566 | | Boulder Hill Elem School |
| Serving School: 240473080262005 | 541 | | Long Beach Elem School |
| Serving School: 240473080262006 | 443 | | Old Post Elementary School |

| Grade Level: | All | Total | |
|---------------------------------|-----|----------------------------------|--|
| Serving School: 240473080262007 | 607 | The Wheatlands Elementary School | |
| Serving School: 240473080262008 | 585 | Fox Chase Elementary School | |
| Serving School: 240473080262009 | 637 | Homestead Elementary School | |
| Serving School: 240473080262010 | 757 | Lakewood Creek Elementary | |
| Serving School: 240473080262011 | 507 | Prairie Point Elem School | |
| Serving School: 240473080262012 | 593 | Churchill Elem School | |
| Serving School: 240473080262013 | 529 | Wolfs Crossing Elem School | |
| Serving School: 240473080262014 | 591 | Grande Park Elem Sch | |
| Serving School: 240473080262015 | 579 | Southbury Elem School | |
| Serving School: 240473080262016 | 690 | Hunt Club Elem | |
| Serving School: 240473080263001 | 487 | Brokaw Early Learning Center | |
| Serving School: 240473080263003 | 99 | East View Academy School | |

| Grade Level: | Pre-K | Total | |
|--|-------|-------|--|
| Total Students: | 488 | | |
| Race: American Indian or Alaska Native | 2 | | |
| Race: Asian | 40 | | |
| Race: Black or African American | 50 | | |
| Race: Hispanic or Latino | 149 | | |
| Race: Two or More Races | 28 | | |
| Race: White | 219 | | |
| Native Language: Albanian/Tosk (Albania) | 1 | | |
| Native Language: Amharic | 2 | | |
| Native Language: Arabic | 7 | | |
| Native Language: Bosnian | 1 | | |
| Native Language: Cambodian (Khmer) | 1 | | |
| Native Language: English | 331 | | |
| Native Language: French | 1 | | |
| Native Language: German | 1 | | |
| Native Language: Gujarati | 1 | | |
| Native Language: Korean | 1 | | |
| Native Language: Lao | 1 | | |
| Native Language: Luganda | 1 | | |
| Native Language: Malayalam | 3 | | |
| Native Language: Nepali | 1 | | |
| Native Language: Panjabi (Punjabi) | 2 | | |
| Native Language: Pilipino (Tagalog) | 3 | | |
| Native Language: Polish | 4 | | |
| Native Language: Romanian | 5 | | |
| Native Language: Russian | 4 | | |
| Native Language: Spanish | 94 | | |
| Native Language: Telugu (Telegu) | 4 | | |
| Native Language: Urdu | 12 | | |
| Native Language: Uzbek | 1 | | |
| Native Language: Vietnamese | 4 | | |
| Native Language: Yoruba | 2 | | |
| Home Language: Albanian/Tosk (Albania) | 1 | | |
| Home Language: Amharic | 2 | | |

| Grade Level: | Pre-K | Total |
|-----------------------------------|-------|------------------------------|
| Home Language: Arabic | | 7 |
| Home Language: Bosnian | | 1 |
| Home Language: Cambodian (Khmer) | | 1 |
| Home Language: English | | 315 |
| Home Language: French | | 3 |
| Home Language: German | | 1 |
| Home Language: Gujarati | | 1 |
| Home Language: Korean | | 2 |
| Home Language: Lao | | 1 |
| Home Language: Luganda | | 1 |
| Home Language: Malayalam | | 3 |
| Home Language: Mandarin (Chinese) | | 1 |
| Home Language: Nepali | | 1 |
| Home Language: Panjabi (Punjabi) | | 2 |
| Home Language: Pilipino (Tagalog) | | 4 |
| Home Language: Polish | | 4 |
| Home Language: Romanian | | 5 |
| Home Language: Russian | | 4 |
| Home Language: Spanish | | 104 |
| Home Language: Telugu (Telegu) | | 4 |
| Home Language: Urdu | | 13 |
| Home Language: Uzbek | | 1 |
| Home Language: Vietnamese | | 4 |
| Home Language: Yoruba | | 2 |
| Gender: Male | | 291 |
| Gender: Female | | 197 |
| Title One: 13 | | 488 |
| Homeless: | | 2 |
| LEP: | | 132 |
| IDEA Services: | | 278 |
| FRL: | | 185 |
| Eligible Immigrant Ed Program: | | 4 |
| Military Connected: | | 3 |
| PDA: 0.5 | | 481 |
| PDA: 0.7 | | 6 |
| PDA: 1.0 | | 1 |
| Home School: 240471150262007 | | 1 |
| Home School: 240473080263001 | | 487 |
| Serving School: 240473080262006 | | 1 |
| Serving School: 240473080263001 | | 487 |
| | | Grande Reserve Elem Sch |
| | | Brokaw Early Learning Center |
| | | Old Post Elementary School |
| | | Brokaw Early Learning Center |

| Grade Level: | Kindergarten | Total |
|---|--------------|-------|
| Total Students: | | 1095 |
| Race: American Indian or Alaska Native | | 3 |
| Race: Asian | | 72 |
| Race: Black or African American | | 84 |
| Race: Hispanic or Latino | | 268 |
| Race: Native Hawaiian or Other Pacific Islander | | 1 |

| Grade Level: | Kindergarten | Total |
|--|--------------|-------|
| Race: Two or More Races | | 45 |
| Race: White | | 622 |
| Native Language: Akan (Fante/Asante/Twi) | | 1 |
| Native Language: Albanian/Tosk (Albania) | | 1 |
| Native Language: Arabic | | 10 |
| Native Language: Bisaya (Malaysia) | | 1 |
| Native Language: Bosnian | | 1 |
| Native Language: Cambodian (Khmer) | | 2 |
| Native Language: Chamorro | | 1 |
| Native Language: English | | 866 |
| Native Language: Farsi (Persian) | | 1 |
| Native Language: French | | 1 |
| Native Language: German | | 1 |
| Native Language: Greek | | 4 |
| Native Language: Gujarati | | 6 |
| Native Language: Hindi | | 4 |
| Native Language: Hungarian | | 2 |
| Native Language: Italian | | 1 |
| Native Language: Korean | | 1 |
| Native Language: Lao | | 1 |
| Native Language: Lithuanian | | 2 |
| Native Language: Malayalam | | 2 |
| Native Language: Mandarin (Chinese) | | 1 |
| Native Language: Nepali | | 1 |
| Native Language: Panjabi (Punjabi) | | 3 |
| Native Language: Pilipino (Tagalog) | | 9 |
| Native Language: Polish | | 1 |
| Native Language: Romanian | | 5 |
| Native Language: Russian | | 6 |
| Native Language: Serbian | | 2 |
| Native Language: Spanish | | 137 |
| Native Language: Tamil | | 1 |
| Native Language: Telugu (Telegu) | | 3 |
| Native Language: Thai | | 1 |
| Native Language: Ukrainian | | 2 |
| Native Language: Urdu | | 7 |
| Native Language: Vietnamese | | 7 |
| Home Language: Akan (Fante/Asante/Twi) | | 1 |
| Home Language: Albanian/Tosk (Albania) | | 1 |
| Home Language: Arabic | | 10 |
| Home Language: Bisaya (Malaysia) | | 1 |
| Home Language: Bosnian | | 1 |
| Home Language: Cambodian (Khmer) | | 2 |
| Home Language: Cantonese (Chinese) | | 1 |
| Home Language: Chamorro | | 1 |
| Home Language: English | | 841 |
| Home Language: Farsi (Persian) | | 1 |
| Home Language: French | | 1 |
| Home Language: German | | 1 |

| Grade Level: | Kindergarten | Total | |
|-----------------------------------|--------------|-------|----------------------------------|
| Home Language: Greek | | 4 | |
| Home Language: Gujarati | | 8 | |
| Home Language: Hindi | | 4 | |
| Home Language: Hungarian | | 2 | |
| Home Language: Ibo/Igbo | | 1 | |
| Home Language: Italian | | 1 | |
| Home Language: Korean | | 1 | |
| Home Language: Lao | | 1 | |
| Home Language: Lithuanian | | 2 | |
| Home Language: Malayalam | | 2 | |
| Home Language: Mandarin (Chinese) | | 1 | |
| Home Language: Nepali | | 1 | |
| Home Language: Other | | 1 | |
| Home Language: Panjabi (Punjabi) | | 3 | |
| Home Language: Pilipino (Tagalog) | | 12 | |
| Home Language: Polish | | 1 | |
| Home Language: Portuguese | | 1 | |
| Home Language: Romanian | | 5 | |
| Home Language: Russian | | 6 | |
| Home Language: Serbian | | 2 | |
| Home Language: Spanish | | 151 | |
| Home Language: Tamil | | 1 | |
| Home Language: Telugu (Telegu) | | 4 | |
| Home Language: Thai | | 1 | |
| Home Language: Ukrainian | | 2 | |
| Home Language: Urdu | | 7 | |
| Home Language: Vietnamese | | 7 | |
| Home Language: Yoruba | | 1 | |
| Gender: Male | | 562 | |
| Gender: Female | | 533 | |
| Title One: 11 | | 4 | |
| Title One: 12 | | 127 | |
| Title One: 13 | | 964 | |
| Homeless: | | 1 | |
| LEP: | | 164 | |
| IDEA Services: | | 133 | |
| FRL: | | 260 | |
| Eligible Immigrant Ed Program: | | 17 | |
| Military Connected: | | 11 | |
| PDA: 0.5 | | 23 | |
| PDA: 1.0 | | 1072 | |
| Home School: 240322010042004 | | 1 | Aux Sable |
| Home School: 240473080262004 | | 104 | Boulder Hill Elem School |
| Home School: 240473080262005 | | 83 | Long Beach Elem School |
| Home School: 240473080262006 | | 85 | Old Post Elementary School |
| Home School: 240473080262007 | | 85 | The Wheatlands Elementary School |
| Home School: 240473080262008 | | 68 | Fox Chase Elementary School |
| Home School: 240473080262009 | | 85 | Homestead Elementary School |
| Home School: 240473080262010 | | 100 | Lakewood Creek Elementary |

| Grade Level: | Kindergarten | Total | |
|---------------------------------|--------------|-------|----------------------------------|
| Home School: 240473080262011 | | 56 | Prairie Point Elem School |
| Home School: 240473080262012 | | 78 | Churchill Elem School |
| Home School: 240473080262013 | | 71 | Wolfs Crossing Elem School |
| Home School: 240473080262014 | | 80 | Grande Park Elem Sch |
| Home School: 240473080262015 | | 85 | Southbury Elem School |
| Home School: 240473080262016 | | 114 | Hunt Club Elem |
| Serving School: 240473080262004 | | 102 | Boulder Hill Elem School |
| Serving School: 240473080262005 | | 80 | Long Beach Elem School |
| Serving School: 240473080262006 | | 84 | Old Post Elementary School |
| Serving School: 240473080262007 | | 83 | The Wheatlands Elementary School |
| Serving School: 240473080262008 | | 74 | Fox Chase Elementary School |
| Serving School: 240473080262009 | | 85 | Homestead Elementary School |
| Serving School: 240473080262010 | | 95 | Lakewood Creek Elementary |
| Serving School: 240473080262011 | | 58 | Prairie Point Elem School |
| Serving School: 240473080262012 | | 76 | Churchill Elem School |
| Serving School: 240473080262013 | | 72 | Wolfs Crossing Elem School |
| Serving School: 240473080262014 | | 79 | Grande Park Elem Sch |
| Serving School: 240473080262015 | | 89 | Southbury Elem School |
| Serving School: 240473080262016 | | 118 | Hunt Club Elem |

| Grade Level: | 1 - Grade 1 | Total | |
|--|-------------|-------|--|
| Total Students: | | 1191 | |
| Race: American Indian or Alaska Native | | 2 | |
| Race: Asian | | 76 | |
| Race: Black or African American | | 99 | |
| Race: Hispanic or Latino | | 269 | |
| Race: Two or More Races | | 58 | |
| Race: White | | 687 | |
| Native Language: Albanian/Gheg(Kosovo/Macedon) | | 1 | |
| Native Language: American Sign Language | | 1 | |
| Native Language: Arabic | | 5 | |
| Native Language: Bosnian | | 1 | |
| Native Language: Cantonese (Chinese) | | 1 | |
| Native Language: English | | 974 | |
| Native Language: Farsi (Persian) | | 2 | |
| Native Language: Gujarati | | 4 | |
| Native Language: Hindi | | 3 | |
| Native Language: Hungarian | | 1 | |
| Native Language: Ilocano | | 1 | |
| Native Language: Korean | | 2 | |
| Native Language: Lithuanian | | 3 | |
| Native Language: Malayalam | | 3 | |
| Native Language: Mandarin (Chinese) | | 1 | |
| Native Language: Marathi | | 1 | |
| Native Language: Other | | 1 | |
| Native Language: Pilipino (Tagalog) | | 5 | |
| Native Language: Polish | | 4 | |
| Native Language: Portuguese | | 1 | |

| Grade Level: | 1 - Grade 1 | Total |
|--|-------------|-------|
| Native Language: Romanian | | 3 |
| Native Language: Serbian | | 1 |
| Native Language: Shanghai (Chinese) | | 4 |
| Native Language: Spanish | | 144 |
| Native Language: Tamil | | 1 |
| Native Language: Telugu (Telegu) | | 5 |
| Native Language: Thai | | 1 |
| Native Language: Urdu | | 11 |
| Native Language: Vietnamese | | 4 |
| Native Language: Yoruba | | 2 |
| Home Language: Albanian/Gheg(Kosovo/Macedon) | | 1 |
| Home Language: American Sign Language | | 1 |
| Home Language: Arabic | | 5 |
| Home Language: Bosnian | | 1 |
| Home Language: Cantonese (Chinese) | | 1 |
| Home Language: English | | 958 |
| Home Language: Farsi (Persian) | | 2 |
| Home Language: French | | 1 |
| Home Language: Gujarati | | 4 |
| Home Language: Hindi | | 2 |
| Home Language: Hungarian | | 1 |
| Home Language: Ilocano | | 1 |
| Home Language: Korean | | 2 |
| Home Language: Lithuanian | | 3 |
| Home Language: Malayalam | | 3 |
| Home Language: Mandarin (Chinese) | | 1 |
| Home Language: Marathi | | 1 |
| Home Language: Other | | 1 |
| Home Language: Panjabi (Punjabi) | | 1 |
| Home Language: Pilipino (Tagalog) | | 7 |
| Home Language: Polish | | 4 |
| Home Language: Portuguese | | 1 |
| Home Language: Romanian | | 3 |
| Home Language: Serbian | | 1 |
| Home Language: Shanghai (Chinese) | | 4 |
| Home Language: Spanish | | 151 |
| Home Language: Tamil | | 1 |
| Home Language: Telugu (Telegu) | | 7 |
| Home Language: Thai | | 1 |
| Home Language: Urdu | | 14 |
| Home Language: Vietnamese | | 4 |
| Home Language: Yoruba | | 3 |
| Gender: Male | | 600 |
| Gender: Female | | 591 |
| Title One: 11 | | 1 |
| Title One: 12 | | 164 |
| Title One: 13 | | 1026 |
| Homeless: | | 4 |
| LEP: | | 128 |

| Grade Level: | 1 - Grade 1 | Total |
|---------------------------------|-------------|----------------------------------|
| IDEA Services: | 107 | |
| FRL: | 290 | |
| Eligible Immigrant Ed Program: | 11 | |
| Military Connected: | 11 | |
| PDA: 0.2 | 2 | |
| PDA: 1.0 | 1189 | |
| Home School: 240473080262004 | 106 | Boulder Hill Elem School |
| Home School: 240473080262005 | 81 | Long Beach Elem School |
| Home School: 240473080262006 | 69 | Old Post Elementary School |
| Home School: 240473080262007 | 90 | The Wheatlands Elementary School |
| Home School: 240473080262008 | 94 | Fox Chase Elementary School |
| Home School: 240473080262009 | 93 | Homestead Elementary School |
| Home School: 240473080262010 | 125 | Lakewood Creek Elementary |
| Home School: 240473080262011 | 65 | Prairie Point Elem School |
| Home School: 240473080262012 | 89 | Churchill Elem School |
| Home School: 240473080262013 | 63 | Wolfs Crossing Elem School |
| Home School: 240473080262014 | 102 | Grande Park Elem Sch |
| Home School: 240473080262015 | 97 | Southbury Elem School |
| Home School: 240473080262016 | 116 | Hunt Club Elem |
| Home School: 560992020222019 | 1 | Elizabeth Eichelberger Elem Sch |
| Serving School: 240473080262004 | 102 | Boulder Hill Elem School |
| Serving School: 240473080262005 | 78 | Long Beach Elem School |
| Serving School: 240473080262006 | 66 | Old Post Elementary School |
| Serving School: 240473080262007 | 91 | The Wheatlands Elementary School |
| Serving School: 240473080262008 | 99 | Fox Chase Elementary School |
| Serving School: 240473080262009 | 91 | Homestead Elementary School |
| Serving School: 240473080262010 | 120 | Lakewood Creek Elementary |
| Serving School: 240473080262011 | 69 | Prairie Point Elem School |
| Serving School: 240473080262012 | 92 | Churchill Elem School |
| Serving School: 240473080262013 | 63 | Wolfs Crossing Elem School |
| Serving School: 240473080262014 | 102 | Grande Park Elem Sch |
| Serving School: 240473080262015 | 97 | Southbury Elem School |
| Serving School: 240473080262016 | 120 | Hunt Club Elem |
| Serving School: 240473080263003 | 1 | East View Academy School |

| Grade Level: | 2 - Grade 2 | Total |
|---|-------------|-------|
| Total Students: | 1273 | |
| Race: Asian | 88 | |
| Race: Black or African American | 119 | |
| Race: Hispanic or Latino | 304 | |
| Race: Native Hawaiian or Other Pacific Islander | 1 | |
| Race: Two or More Races | 74 | |
| Race: White | 687 | |
| Native Language: Akan (Fante/Asante/Twi) | 1 | |
| Native Language: Albanian/Tosk (Albania) | 2 | |
| Native Language: Arabic | 14 | |
| Native Language: Bengali | 1 | |
| Native Language: Bulgarian | 2 | |

| Grade Level: | 2 - Grade 2 | Total |
|--|-------------|-------|
| Native Language: Cambodian (Khmer) | | 1 |
| Native Language: Cebuano (Visayan) | | 1 |
| Native Language: English | | 1023 |
| Native Language: Farsi (Persian) | | 1 |
| Native Language: Greek | | 2 |
| Native Language: Gujarati | | 4 |
| Native Language: Hindi | | 5 |
| Native Language: Ibo/Igbo | | 1 |
| Native Language: Ilonggo (Hiligaynon) | | 2 |
| Native Language: Kannada (Kannarese) | | 1 |
| Native Language: Kinyarwanda | | 1 |
| Native Language: Korean | | 1 |
| Native Language: Lao | | 3 |
| Native Language: Lithuanian | | 2 |
| Native Language: Mandarin (Chinese) | | 1 |
| Native Language: Nepali | | 1 |
| Native Language: Panjabi (Punjabi) | | 3 |
| Native Language: Pashto (Pushto) | | 1 |
| Native Language: Pilipino (Tagalog) | | 7 |
| Native Language: Polish | | 7 |
| Native Language: Portuguese | | 1 |
| Native Language: Romanian | | 1 |
| Native Language: Russian | | 4 |
| Native Language: Shanghai (Chinese) | | 2 |
| Native Language: Shona | | 1 |
| Native Language: Spanish | | 151 |
| Native Language: Tamil | | 2 |
| Native Language: Telugu (Telegu) | | 6 |
| Native Language: Ukrainian | | 1 |
| Native Language: Urdu | | 11 |
| Native Language: Uzbek | | 1 |
| Native Language: Vietnamese | | 4 |
| Home Language: Akan (Fante/Asante/Twi) | | 1 |
| Home Language: Albanian/Tosk (Albania) | | 2 |
| Home Language: Arabic | | 15 |
| Home Language: Assyrian (Syriac/Aramaic) | | 1 |
| Home Language: Bengali | | 1 |
| Home Language: Bisaya (Malaysia) | | 1 |
| Home Language: Bulgarian | | 2 |
| Home Language: Cambodian (Khmer) | | 1 |
| Home Language: Cebuano (Visayan) | | 1 |
| Home Language: English | | 984 |
| Home Language: Farsi (Persian) | | 2 |
| Home Language: French | | 1 |
| Home Language: Greek | | 2 |
| Home Language: Gujarati | | 5 |
| Home Language: Hindi | | 5 |
| Home Language: Ibo/Igbo | | 3 |
| Home Language: Ilonggo (Hiligaynon) | | 3 |

| Grade Level: | 2 - Grade 2 | Total |
|-----------------------------------|-------------|----------------------------------|
| Home Language: Kannada (Kanarese) | 1 | |
| Home Language: Kinyarwanda | 1 | |
| Home Language: Korean | 1 | |
| Home Language: Lao | 3 | |
| Home Language: Lithuanian | 2 | |
| Home Language: Mandarin (Chinese) | 1 | |
| Home Language: Nepali | 1 | |
| Home Language: Panjabi (Punjabi) | 3 | |
| Home Language: Pashto (Pushto) | 1 | |
| Home Language: Pilipino (Tagalog) | 10 | |
| Home Language: Polish | 6 | |
| Home Language: Portuguese | 1 | |
| Home Language: Romanian | 1 | |
| Home Language: Russian | 4 | |
| Home Language: Shanghai (Chinese) | 2 | |
| Home Language: Shona | 1 | |
| Home Language: Spanish | 168 | |
| Home Language: Tamil | 3 | |
| Home Language: Telugu (Telegu) | 8 | |
| Home Language: Thai | 1 | |
| Home Language: Ukrainian | 1 | |
| Home Language: Urdu | 13 | |
| Home Language: Uzbek | 1 | |
| Home Language: Vietnamese | 5 | |
| Home Language: Yoruba | 4 | |
| Gender: Male | 651 | |
| Gender: Female | 622 | |
| Title One: 11 | 2 | |
| Title One: 12 | 166 | |
| Title One: 13 | 1105 | |
| Homeless: | 5 | |
| LEP: | 144 | |
| IDEA Services: | 130 | |
| FRL: | 308 | |
| Eligible Immigrant Ed Program: | 19 | |
| Military Connected: | 13 | |
| PDA: 1.0 | 1273 | |
| Home School: 240471150262007 | 1 | Grande Reserve Elem Sch |
| Home School: 240473080262004 | 96 | Boulder Hill Elem School |
| Home School: 240473080262005 | 82 | Long Beach Elem School |
| Home School: 240473080262006 | 68 | Old Post Elementary School |
| Home School: 240473080262007 | 105 | The Wheatlands Elementary School |
| Home School: 240473080262008 | 94 | Fox Chase Elementary School |
| Home School: 240473080262009 | 117 | Homestead Elementary School |
| Home School: 240473080262010 | 136 | Lakewood Creek Elementary |
| Home School: 240473080262011 | 82 | Prairie Point Elem School |
| Home School: 240473080262012 | 93 | Churchill Elem School |
| Home School: 240473080262013 | 79 | Wolfs Crossing Elem School |
| Home School: 240473080262014 | 87 | Grande Park Elem Sch |

| Grade Level: | 2 - Grade 2 | Total |
|---------------------------------|-------------|----------------------------------|
| Home School: 240473080262015 | 93 | Southbury Elem School |
| Home School: 240473080262016 | 140 | Hunt Club Elem |
| Serving School: 240473080262004 | 91 | Boulder Hill Elem School |
| Serving School: 240473080262005 | 80 | Long Beach Elem School |
| Serving School: 240473080262006 | 68 | Old Post Elementary School |
| Serving School: 240473080262007 | 103 | The Wheatlands Elementary School |
| Serving School: 240473080262008 | 96 | Fox Chase Elementary School |
| Serving School: 240473080262009 | 116 | Homestead Elementary School |
| Serving School: 240473080262010 | 132 | Lakewood Creek Elementary |
| Serving School: 240473080262011 | 81 | Prairie Point Elem School |
| Serving School: 240473080262012 | 93 | Churchill Elem School |
| Serving School: 240473080262013 | 92 | Wolfs Crossing Elem School |
| Serving School: 240473080262014 | 84 | Grande Park Elem Sch |
| Serving School: 240473080262015 | 95 | Southbury Elem School |
| Serving School: 240473080262016 | 140 | Hunt Club Elem |
| Serving School: 240473080263003 | 2 | East View Academy School |

| Grade Level: | 3 - Grade 3 | Total |
|--|-------------|-------|
| Total Students: | 1320 | |
| Race: American Indian or Alaska Native | 7 | |
| Race: Asian | 91 | |
| Race: Black or African American | 104 | |
| Race: Hispanic or Latino | 290 | |
| Race: Two or More Races | 76 | |
| Race: White | 752 | |
| Native Language: Albanian/Tosk (Albania) | 1 | |
| Native Language: Arabic | 11 | |
| Native Language: Bulgarian | 2 | |
| Native Language: Czech | 1 | |
| Native Language: English | 1061 | |
| Native Language: Farsi (Persian) | 2 | |
| Native Language: German | 3 | |
| Native Language: Greek | 1 | |
| Native Language: Gujarati | 7 | |
| Native Language: Hindi | 4 | |
| Native Language: Japanese | 1 | |
| Native Language: Korean | 1 | |
| Native Language: Macedonian | 1 | |
| Native Language: Mandarin (Chinese) | 1 | |
| Native Language: Other | 1 | |
| Native Language: Panjabi (Punjabi) | 2 | |
| Native Language: Pilipino (Tagalog) | 10 | |
| Native Language: Polish | 4 | |
| Native Language: Romanian | 3 | |
| Native Language: Russian | 3 | |
| Native Language: Shanghai (Chinese) | 1 | |
| Native Language: Spanish | 160 | |
| Native Language: Swahili | 1 | |

| Grade Level: | 3 - Grade 3 | Total |
|--|-------------|-------|
| Native Language: Tamil | | 6 |
| Native Language: Telugu (Telegu) | | 9 |
| Native Language: Turkish | | 1 |
| Native Language: Urdu | | 18 |
| Native Language: Vietnamese | | 4 |
| Home Language: Albanian/Tosk (Albania) | | 1 |
| Home Language: Arabic | | 14 |
| Home Language: Bulgarian | | 2 |
| Home Language: Czech | | 3 |
| Home Language: English | | 1018 |
| Home Language: Farsi (Persian) | | 2 |
| Home Language: French | | 2 |
| Home Language: German | | 4 |
| Home Language: Greek | | 1 |
| Home Language: Gujarati | | 7 |
| Home Language: Hindi | | 4 |
| Home Language: Ibo/Igbo | | 1 |
| Home Language: Japanese | | 2 |
| Home Language: Konkani | | 1 |
| Home Language: Korean | | 2 |
| Home Language: Luganda | | 1 |
| Home Language: Macedonian | | 1 |
| Home Language: Mandarin (Chinese) | | 1 |
| Home Language: Other | | 1 |
| Home Language: Panjabi (Punjabi) | | 2 |
| Home Language: Pilipino (Tagalog) | | 11 |
| Home Language: Polish | | 4 |
| Home Language: Romanian | | 4 |
| Home Language: Russian | | 4 |
| Home Language: Shanghai (Chinese) | | 1 |
| Home Language: Spanish | | 182 |
| Home Language: Swahili | | 1 |
| Home Language: Tamil | | 6 |
| Home Language: Telugu (Telegu) | | 11 |
| Home Language: Turkish | | 1 |
| Home Language: Urdu | | 20 |
| Home Language: Uzbek | | 1 |
| Home Language: Vietnamese | | 4 |
| Gender: Male | | 647 |
| Gender: Female | | 673 |
| Title One: 11 | | 4 |
| Title One: 12 | | 159 |
| Title One: 13 | | 1157 |
| Homeless: | | 5 |
| LEP: | | 160 |
| IDEA Services: | | 151 |
| FRL: | | 322 |
| Eligible Immigrant Ed Program: | | 8 |
| Military Connected: | | 6 |

| Grade Level: | 3 - Grade 3 | Total |
|---------------------------------|-------------|----------------------------------|
| PDA: 0.2 | 5 | |
| PDA: 1.0 | 1315 | |
| Home School: 240470880262003 | 1 | Centennial Elem School |
| Home School: 240473080262004 | 93 | Boulder Hill Elem School |
| Home School: 240473080262005 | 109 | Long Beach Elem School |
| Home School: 240473080262006 | 85 | Old Post Elementary School |
| Home School: 240473080262007 | 104 | The Wheatlands Elementary School |
| Home School: 240473080262008 | 84 | Fox Chase Elementary School |
| Home School: 240473080262009 | 111 | Homestead Elementary School |
| Home School: 240473080262010 | 130 | Lakewood Creek Elementary |
| Home School: 240473080262011 | 86 | Prairie Point Elem School |
| Home School: 240473080262012 | 104 | Churchill Elem School |
| Home School: 240473080262013 | 99 | Wolfs Crossing Elem School |
| Home School: 240473080262014 | 100 | Grande Park Elem Sch |
| Home School: 240473080262015 | 109 | Southbury Elem School |
| Home School: 240473080262016 | 105 | Hunt Club Elem |
| Serving School: 240473080262004 | 90 | Boulder Hill Elem School |
| Serving School: 240473080262005 | 108 | Long Beach Elem School |
| Serving School: 240473080262006 | 86 | Old Post Elementary School |
| Serving School: 240473080262007 | 107 | The Wheatlands Elementary School |
| Serving School: 240473080262008 | 80 | Fox Chase Elementary School |
| Serving School: 240473080262009 | 111 | Homestead Elementary School |
| Serving School: 240473080262010 | 129 | Lakewood Creek Elementary |
| Serving School: 240473080262011 | 89 | Prairie Point Elem School |
| Serving School: 240473080262012 | 105 | Churchill Elem School |
| Serving School: 240473080262013 | 97 | Wolfs Crossing Elem School |
| Serving School: 240473080262014 | 98 | Grande Park Elem Sch |
| Serving School: 240473080262015 | 115 | Southbury Elem School |
| Serving School: 240473080262016 | 104 | Hunt Club Elem |
| Serving School: 240473080263003 | 1 | East View Academy School |

| Grade Level: | 4 - Grade 4 | Total |
|---|-------------|-------|
| Total Students: | 1373 | |
| Race: American Indian or Alaska Native | 8 | |
| Race: Asian | 80 | |
| Race: Black or African American | 111 | |
| Race: Hispanic or Latino | 315 | |
| Race: Two or More Races | 89 | |
| Race: White | 770 | |
| Native Language: Afrikaans (Taal) | 1 | |
| Native Language: Albanian/Tosk (Albania) | 1 | |
| Native Language: Arabic | 13 | |
| Native Language: Bulgarian | 1 | |
| Native Language: Cantonese (Chinese) | 1 | |
| Native Language: Chaochow/Teochiu (Chinese) | 2 | |
| Native Language: Dutch/Flemish | 1 | |
| Native Language: English | 1083 | |
| Native Language: Ewe | 1 | |

| Grade Level: | 4 - Grade 4 | Total |
|---|-------------|-------|
| Native Language: Farsi (Persian) | | 1 |
| Native Language: French | | 1 |
| Native Language: Gujarati | | 3 |
| Native Language: Haitian-Creole | | 1 |
| Native Language: Hindi | | 6 |
| Native Language: Ibo/Igbo | | 1 |
| Native Language: Ilonggo (Hiligaynon) | | 1 |
| Native Language: Japanese | | 1 |
| Native Language: Kannada (Kanarese) | | 2 |
| Native Language: Korean | | 1 |
| Native Language: Lithuanian | | 3 |
| Native Language: Macedonian | | 1 |
| Native Language: Malayalam | | 1 |
| Native Language: Mandarin (Chinese) | | 2 |
| Native Language: Panjabi (Punjabi) | | 1 |
| Native Language: Pilipino (Tagalog) | | 12 |
| Native Language: Polish | | 6 |
| Native Language: Romanian | | 1 |
| Native Language: Russian | | 1 |
| Native Language: Serbian | | 3 |
| Native Language: Shanghai (Chinese) | | 1 |
| Native Language: Sinhalese | | 1 |
| Native Language: Spanish | | 190 |
| Native Language: Swahili | | 1 |
| Native Language: Tamil | | 4 |
| Native Language: Telugu (Telegu) | | 4 |
| Native Language: Turkish | | 1 |
| Native Language: Urdu | | 11 |
| Native Language: Vietnamese | | 7 |
| Home Language: Afrikaans (Taal) | | 1 |
| Home Language: Akan (Fante/Asante/Twi) | | 1 |
| Home Language: Albanian/Tosk (Albania) | | 1 |
| Home Language: Arabic | | 14 |
| Home Language: Bosnian | | 4 |
| Home Language: Bulgarian | | 1 |
| Home Language: Cantonese (Chinese) | | 1 |
| Home Language: Chaochow/Teochiu (Chinese) | | 2 |
| Home Language: Dutch/Flemish | | 1 |
| Home Language: English | | 1050 |
| Home Language: Ewe | | 1 |
| Home Language: Farsi (Persian) | | 1 |
| Home Language: French | | 2 |
| Home Language: Gujarati | | 3 |
| Home Language: Haitian-Creole | | 1 |
| Home Language: Hindi | | 8 |
| Home Language: Ibo/Igbo | | 2 |
| Home Language: Ilonggo (Hiligaynon) | | 1 |
| Home Language: Japanese | | 2 |
| Home Language: Kannada (Kanarese) | | 2 |

| Grade Level: | 4 - Grade 4 | Total | |
|-----------------------------------|-------------|-------|----------------------------------|
| Home Language: Korean | 3 | | |
| Home Language: Lithuanian | 3 | | |
| Home Language: Macedonian | 1 | | |
| Home Language: Malayalam | 1 | | |
| Home Language: Mandarin (Chinese) | 2 | | |
| Home Language: Marathi | 1 | | |
| Home Language: Panjabi (Punjabi) | 1 | | |
| Home Language: Pilipino (Tagalog) | 16 | | |
| Home Language: Polish | 6 | | |
| Home Language: Romanian | 1 | | |
| Home Language: Russian | 1 | | |
| Home Language: Serbian | 3 | | |
| Home Language: Shanghai (Chinese) | 2 | | |
| Home Language: Sinhalese | 1 | | |
| Home Language: Spanish | 203 | | |
| Home Language: Swahili | 1 | | |
| Home Language: Tamil | 4 | | |
| Home Language: Telugu (Telegu) | 4 | | |
| Home Language: Turkish | 1 | | |
| Home Language: Urdu | 11 | | |
| Home Language: Vietnamese | 7 | | |
| Home Language: Yoruba | 1 | | |
| Gender: Male | 686 | | |
| Gender: Female | 687 | | |
| Title One: 11 | 6 | | |
| Title One: 12 | 179 | | |
| Title One: 13 | 1188 | | |
| Homeless: | 7 | | |
| LEP: | 176 | | |
| IDEA Services: | 148 | | |
| FRL: | 326 | | |
| Eligible Immigrant Ed Program: | 12 | | |
| Military Connected: | 14 | | |
| PDA: 0.2 | 1 | | |
| PDA: 1.0 | 1372 | | |
| Home School: 24032060C042001 | 1 | | Saratoga Elem School |
| Home School: 240470880262004 | 3 | | Emily G Johns School |
| Home School: 240473080262004 | 99 | | Boulder Hill Elem School |
| Home School: 240473080262005 | 92 | | Long Beach Elem School |
| Home School: 240473080262006 | 78 | | Old Post Elementary School |
| Home School: 240473080262007 | 108 | | The Wheatlands Elementary School |
| Home School: 240473080262008 | 103 | | Fox Chase Elementary School |
| Home School: 240473080262009 | 115 | | Homestead Elementary School |
| Home School: 240473080262010 | 154 | | Lakewood Creek Elementary |
| Home School: 240473080262011 | 93 | | Prairie Point Elem School |
| Home School: 240473080262012 | 111 | | Churchill Elem School |
| Home School: 240473080262013 | 114 | | Wolfs Crossing Elem School |
| Home School: 240473080262014 | 101 | | Grande Park Elem Sch |
| Home School: 240473080262015 | 87 | | Southbury Elem School |

| Grade Level: | 4 - Grade 4 | Total |
|---------------------------------|-------------|----------------------------------|
| Home School: 240473080262016 | 113 | Hunt Club Elem |
| Home School: 310451310222008 | 1 | G N Dieterich Elem School |
| Serving School: 240473080262004 | 95 | Boulder Hill Elem School |
| Serving School: 240473080262005 | 91 | Long Beach Elem School |
| Serving School: 240473080262006 | 78 | Old Post Elementary School |
| Serving School: 240473080262007 | 108 | The Wheatlands Elementary School |
| Serving School: 240473080262008 | 114 | Fox Chase Elementary School |
| Serving School: 240473080262009 | 113 | Homestead Elementary School |
| Serving School: 240473080262010 | 147 | Lakewood Creek Elementary |
| Serving School: 240473080262011 | 94 | Prairie Point Elem School |
| Serving School: 240473080262012 | 112 | Churchill Elem School |
| Serving School: 240473080262013 | 111 | Wolfs Crossing Elem School |
| Serving School: 240473080262014 | 100 | Grande Park Elem Sch |
| Serving School: 240473080262015 | 93 | Southbury Elem School |
| Serving School: 240473080262016 | 113 | Hunt Club Elem |
| Serving School: 240473080263003 | 4 | East View Academy School |

| Grade Level: | 5 - Grade 5 | Total |
|--|-------------|-------|
| Total Students: | 1383 | |
| Race: American Indian or Alaska Native | 8 | |
| Race: Asian | 91 | |
| Race: Black or African American | 107 | |
| Race: Hispanic or Latino | 272 | |
| Race: Two or More Races | 66 | |
| Race: White | 839 | |
| Native Language: Albanian/Gheg(Kosovo/Macedon) | 1 | |
| Native Language: Albanian/Tosk (Albania) | 3 | |
| Native Language: Arabic | 6 | |
| Native Language: Bengali | 1 | |
| Native Language: Bosnian | 1 | |
| Native Language: Cebuano (Visayan) | 1 | |
| Native Language: Dinlea (Turkish) | 1 | |
| Native Language: Dutch/Flemish | 1 | |
| Native Language: English | 1140 | |
| Native Language: Greek | 2 | |
| Native Language: Gujarati | 4 | |
| Native Language: Hindi | 9 | |
| Native Language: Korean | 4 | |
| Native Language: Lithuanian | 2 | |
| Native Language: Malayalam | 2 | |
| Native Language: Marathi | 2 | |
| Native Language: Panjabi (Punjabi) | 1 | |
| Native Language: Pilipino (Tagalog) | 8 | |
| Native Language: Polish | 6 | |
| Native Language: Romanian | 1 | |
| Native Language: Russian | 2 | |
| Native Language: Shanghai (Chinese) | 2 | |
| Native Language: Spanish | 157 | |

| Grade Level: | 5 - Grade 5 | Total |
|--|-------------|-------|
| Native Language: Swahili | | 1 |
| Native Language: Swedish | | 1 |
| Native Language: Tamil | | 3 |
| Native Language: Telugu (Telegu) | | 6 |
| Native Language: Turkish | | 1 |
| Native Language: Ukrainian | | 1 |
| Native Language: Urdu | | 5 |
| Native Language: Vietnamese | | 6 |
| Native Language: Yoruba | | 2 |
| Home Language: Albanian/Gheg(Kosovo/Macedon) | | 1 |
| Home Language: Albanian/Tosk (Albania) | | 3 |
| Home Language: American Sign Language | | 1 |
| Home Language: Arabic | | 7 |
| Home Language: Bengali | | 1 |
| Home Language: Bosnian | | 1 |
| Home Language: Cebuano (Visayan) | | 1 |
| Home Language: Czech | | 1 |
| Home Language: Dinlea (Turkish) | | 1 |
| Home Language: Dutch/Flemish | | 1 |
| Home Language: English | | 1096 |
| Home Language: Greek | | 2 |
| Home Language: Gujarati | | 6 |
| Home Language: Hindi | | 11 |
| Home Language: Korean | | 4 |
| Home Language: Lithuanian | | 2 |
| Home Language: Malayalam | | 2 |
| Home Language: Marathi | | 3 |
| Home Language: Panjabi (Punjabi) | | 1 |
| Home Language: Pilipino (Tagalog) | | 14 |
| Home Language: Polish | | 7 |
| Home Language: Romanian | | 1 |
| Home Language: Russian | | 2 |
| Home Language: Shanghai (Chinese) | | 2 |
| Home Language: Spanish | | 182 |
| Home Language: Swahili | | 1 |
| Home Language: Swedish | | 1 |
| Home Language: Tamil | | 4 |
| Home Language: Telugu (Telegu) | | 7 |
| Home Language: Turkish | | 1 |
| Home Language: Ukrainian | | 1 |
| Home Language: Urdu | | 7 |
| Home Language: Vietnamese | | 6 |
| Home Language: Yoruba | | 2 |
| Gender: Male | | 687 |
| Gender: Female | | 696 |
| Title One: 12 | | 165 |
| Title One: 13 | | 1218 |
| LEP: | | 83 |
| IDEA Services: | | 155 |

| Grade Level: | 5 - Grade 5 | Total |
|---------------------------------|-------------|----------------------------------|
| FRL: | 298 | |
| Eligible Immigrant Ed Program: | 7 | |
| Military Connected: | 14 | |
| PDA: 0.2 | 1 | |
| PDA: 1.0 | 1382 | |
| Home School: 240322010042002 | 1 | Minooka Intermediate School |
| Home School: 240473080262004 | 92 | Boulder Hill Elem School |
| Home School: 240473080262005 | 102 | Long Beach Elem School |
| Home School: 240473080262006 | 64 | Old Post Elementary School |
| Home School: 240473080262007 | 116 | The Wheatlands Elementary School |
| Home School: 240473080262008 | 121 | Fox Chase Elementary School |
| Home School: 240473080262009 | 119 | Homestead Elementary School |
| Home School: 240473080262010 | 134 | Lakewood Creek Elementary |
| Home School: 240473080262011 | 113 | Prairie Point Elem School |
| Home School: 240473080262012 | 110 | Churchill Elem School |
| Home School: 240473080262013 | 96 | Wolfs Crossing Elem School |
| Home School: 240473080262014 | 129 | Grande Park Elem Sch |
| Home School: 240473080262015 | 89 | Southbury Elem School |
| Home School: 240473080262016 | 97 | Hunt Club Elem |
| Serving School: 240473080262004 | 86 | Boulder Hill Elem School |
| Serving School: 240473080262005 | 104 | Long Beach Elem School |
| Serving School: 240473080262006 | 60 | Old Post Elementary School |
| Serving School: 240473080262007 | 115 | The Wheatlands Elementary School |
| Serving School: 240473080262008 | 122 | Fox Chase Elementary School |
| Serving School: 240473080262009 | 121 | Homestead Elementary School |
| Serving School: 240473080262010 | 134 | Lakewood Creek Elementary |
| Serving School: 240473080262011 | 116 | Prairie Point Elem School |
| Serving School: 240473080262012 | 115 | Churchill Elem School |
| Serving School: 240473080262013 | 94 | Wolfs Crossing Elem School |
| Serving School: 240473080262014 | 128 | Grande Park Elem Sch |
| Serving School: 240473080262015 | 90 | Southbury Elem School |
| Serving School: 240473080262016 | 95 | Hunt Club Elem |
| Serving School: 240473080263003 | 3 | East View Academy School |

| Grade Level: | 6 - Grade 6 | Total |
|---|-------------|-------|
| Total Students: | 1436 | |
| Race: American Indian or Alaska Native | 20 | |
| Race: Asian | 95 | |
| Race: Black or African American | 149 | |
| Race: Hispanic or Latino | 268 | |
| Race: Native Hawaiian or Other Pacific Islander | 1 | |
| Race: Two or More Races | 49 | |
| Race: White | 854 | |
| Native Language: Arabic | 14 | |
| Native Language: Bulgarian | 4 | |
| Native Language: Cambodian (Khmer) | 1 | |
| Native Language: Cantonese (Chinese) | 1 | |
| Native Language: English | 1175 | |

| Grade Level: | 6 - Grade 6 | Total |
|--|-------------|-------|
| Native Language: French | | 2 |
| Native Language: German | | 1 |
| Native Language: Gujarati | | 5 |
| Native Language: Ibo/Igbo | | 1 |
| Native Language: Kannada (Kanarese) | | 1 |
| Native Language: Kinyarwanda | | 1 |
| Native Language: Lithuanian | | 2 |
| Native Language: Mandarin (Chinese) | | 1 |
| Native Language: Pilipino (Tagalog) | | 9 |
| Native Language: Polish | | 3 |
| Native Language: Portuguese | | 1 |
| Native Language: Russian | | 4 |
| Native Language: Shanghai (Chinese) | | 2 |
| Native Language: Spanish | | 177 |
| Native Language: Tamil | | 5 |
| Native Language: Telugu (Telegu) | | 5 |
| Native Language: Urdu | | 16 |
| Native Language: Uzbek | | 1 |
| Native Language: Vietnamese | | 4 |
| Home Language: Akan (Fante/Asante/Twi) | | 1 |
| Home Language: Albanian/Tosk (Albania) | | 1 |
| Home Language: Amharic | | 1 |
| Home Language: Arabic | | 14 |
| Home Language: Bengali | | 1 |
| Home Language: Bulgarian | | 4 |
| Home Language: Cambodian (Khmer) | | 1 |
| Home Language: Cantonese (Chinese) | | 1 |
| Home Language: Czech | | 1 |
| Home Language: English | | 1120 |
| Home Language: French | | 2 |
| Home Language: German | | 1 |
| Home Language: Gujarati | | 5 |
| Home Language: Hindi | | 1 |
| Home Language: Ibo/Igbo | | 2 |
| Home Language: Indonesian | | 1 |
| Home Language: Kannada (Kanarese) | | 1 |
| Home Language: Kinyarwanda | | 1 |
| Home Language: Konkani | | 1 |
| Home Language: Korean | | 1 |
| Home Language: Lithuanian | | 2 |
| Home Language: Luganda | | 1 |
| Home Language: Malayalam | | 1 |
| Home Language: Mandarin (Chinese) | | 1 |
| Home Language: Palauan | | 1 |
| Home Language: Pilipino (Tagalog) | | 14 |
| Home Language: Polish | | 5 |
| Home Language: Portuguese | | 1 |
| Home Language: Russian | | 4 |
| Home Language: Shanghai (Chinese) | | 2 |

| Grade Level: | 6 - Grade 6 | Total |
|---------------------------------|-------------|-------------------------------|
| Home Language: Spanish | 203 | |
| Home Language: Tamil | 7 | |
| Home Language: Telugu (Telegu) | 6 | |
| Home Language: Thai | 1 | |
| Home Language: Urdu | 19 | |
| Home Language: Uzbek | 1 | |
| Home Language: Vietnamese | 4 | |
| Home Language: Yoruba | 2 | |
| Gender: Male | 726 | |
| Gender: Female | 710 | |
| Title One: 11 | 1 | |
| Title One: 12 | 163 | |
| Title One: 13 | 1272 | |
| Homeless: | 6 | |
| LEP: | 48 | |
| IDEA Services: | 152 | |
| FRL: | 359 | |
| Eligible Immigrant Ed Program: | 5 | |
| Military Connected: | 13 | |
| PDA: 0.2 | 3 | |
| PDA: 1.0 | 1433 | |
| Home School: 240322010042002 | 1 | Minooka Intermediate School |
| Home School: 240471150261001 | 1 | Yorkville Middle School |
| Home School: 240471150262005 | 1 | Yorkville Intermediate School |
| Home School: 240471150262009 | 1 | Autumn Creek Elem Sch |
| Home School: 240473080261002 | 346 | Traughber Jr High School |
| Home School: 240473080261003 | 310 | Thompson Jr High School |
| Home School: 240473080261004 | 240 | Bednarcik Junior High School |
| Home School: 240473080261005 | 285 | Plank Junior High |
| Home School: 240473080261006 | 248 | Murphy Junior High School |
| Home School: 240473080262004 | 1 | Boulder Hill Elem School |
| Home School: 240473080262011 | 1 | Prairie Point Elem School |
| Home School: 240473080262012 | 1 | Churchill Elem School |
| Serving School: 240473080261002 | 351 | Traughber Jr High School |
| Serving School: 240473080261003 | 308 | Thompson Jr High School |
| Serving School: 240473080261004 | 239 | Bednarcik Junior High School |
| Serving School: 240473080261005 | 280 | Plank Junior High |
| Serving School: 240473080261006 | 255 | Murphy Junior High School |
| Serving School: 240473080263003 | 3 | East View Academy School |

| Grade Level: | 7 - Grade 7 | Total |
|--|-------------|-------|
| Total Students: | 1466 | |
| Race: American Indian or Alaska Native | 29 | |
| Race: Asian | 102 | |
| Race: Black or African American | 134 | |
| Race: Hispanic or Latino | 260 | |
| Race: Two or More Races | 81 | |
| Race: White | 860 | |

| Grade Level: | 7 - Grade 7 | Total |
|--|-------------|-------|
| Native Language: Albanian/Tosk (Albania) | | 2 |
| Native Language: Arabic | | 12 |
| Native Language: Bengali | | 1 |
| Native Language: Bulgarian | | 1 |
| Native Language: Cambodian (Khmer) | | 1 |
| Native Language: English | | 1214 |
| Native Language: French | | 1 |
| Native Language: German | | 3 |
| Native Language: Gujarati | | 2 |
| Native Language: Hindi | | 7 |
| Native Language: Kannada (Kanarese) | | 1 |
| Native Language: Korean | | 1 |
| Native Language: Lithuanian | | 1 |
| Native Language: Macedonian | | 1 |
| Native Language: Malayalam | | 1 |
| Native Language: Mandarin (Chinese) | | 1 |
| Native Language: Marathi | | 2 |
| Native Language: Nepali | | 1 |
| Native Language: Panjabi (Punjabi) | | 1 |
| Native Language: Pilipino (Tagalog) | | 6 |
| Native Language: Polish | | 3 |
| Native Language: Portuguese | | 1 |
| Native Language: Romanian | | 1 |
| Native Language: Shanghai (Chinese) | | 1 |
| Native Language: Somali | | 1 |
| Native Language: Spanish | | 174 |
| Native Language: Tamil | | 1 |
| Native Language: Telugu (Telegu) | | 5 |
| Native Language: Thai | | 2 |
| Native Language: Turkish | | 1 |
| Native Language: Urdu | | 11 |
| Native Language: Uzbek | | 1 |
| Native Language: Vietnamese | | 4 |
| Home Language: Albanian/Tosk (Albania) | | 3 |
| Home Language: American Sign Language | | 1 |
| Home Language: Arabic | | 12 |
| Home Language: Bengali | | 1 |
| Home Language: Bulgarian | | 1 |
| Home Language: Cambodian (Khmer) | | 1 |
| Home Language: English | | 1152 |
| Home Language: French | | 1 |
| Home Language: German | | 3 |
| Home Language: Greek | | 1 |
| Home Language: Gujarati | | 3 |
| Home Language: Hindi | | 8 |
| Home Language: Hungarian | | 1 |
| Home Language: Ibo/Igbo | | 1 |
| Home Language: Indonesian | | 1 |
| Home Language: Italian | | 2 |

| Grade Level: | 7 - Grade 7 | Total | |
|-----------------------------------|-------------|-------|------------------------------|
| Home Language: Japanese | | 2 | |
| Home Language: Kannada (Kanarese) | | 1 | |
| Home Language: Korean | | 2 | |
| Home Language: Lao | | 1 | |
| Home Language: Lithuanian | | 1 | |
| Home Language: Macedonian | | 1 | |
| Home Language: Malayalam | | 1 | |
| Home Language: Mandarin (Chinese) | | 1 | |
| Home Language: Marathi | | 2 | |
| Home Language: Nepali | | 1 | |
| Home Language: Panjabi (Punjabi) | | 1 | |
| Home Language: Pilipino (Tagalog) | | 12 | |
| Home Language: Polish | | 4 | |
| Home Language: Portuguese | | 1 | |
| Home Language: Romanian | | 2 | |
| Home Language: Shanghai (Chinese) | | 1 | |
| Home Language: Shona | | 1 | |
| Home Language: Somali | | 1 | |
| Home Language: Spanish | | 206 | |
| Home Language: Tamil | | 3 | |
| Home Language: Telugu (Telegu) | | 6 | |
| Home Language: Thai | | 2 | |
| Home Language: Turkish | | 1 | |
| Home Language: Urdu | | 15 | |
| Home Language: Uzbek | | 1 | |
| Home Language: Vietnamese | | 4 | |
| Gender: Male | | 744 | |
| Gender: Female | | 722 | |
| Title One: 11 | | 2 | |
| Title One: 12 | | 174 | |
| Title One: 13 | | 1290 | |
| Homeless: | | 13 | |
| LEP: | | 46 | |
| IDEA Services: | | 165 | |
| FRL: | | 363 | |
| Eligible Immigrant Ed Program: | | 9 | |
| Military Connected: | | 6 | |
| PDA: 0.2 | | 2 | |
| PDA: 1.0 | | 1464 | |
| Home School: 240473080261002 | | 410 | Traugber Jr High School |
| Home School: 240473080261003 | | 272 | Thompson Jr High School |
| Home School: 240473080261004 | | 245 | Bednarcik Junior High School |
| Home School: 240473080261005 | | 291 | Plank Junior High |
| Home School: 240473080261006 | | 248 | Murphy Junior High School |
| Serving School: 240473080261002 | | 406 | Traugber Jr High School |
| Serving School: 240473080261003 | | 280 | Thompson Jr High School |
| Serving School: 240473080261004 | | 243 | Bednarcik Junior High School |
| Serving School: 240473080261005 | | 293 | Plank Junior High |
| Serving School: 240473080261006 | | 243 | Murphy Junior High School |

| Grade Level: | 7 - Grade 7 | Total |
|--------------|-------------|-------|
|--------------|-------------|-------|

Serving School: 240473080263003 1 East View Academy School

| Grade Level: | 8 - Grade 8 | Total |
|--------------|-------------|-------|
|--------------|-------------|-------|

| | |
|---|------|
| Total Students: | 1468 |
| Race: American Indian or Alaska Native | 9 |
| Race: Asian | 103 |
| Race: Black or African American | 131 |
| Race: Hispanic or Latino | 283 |
| Race: Native Hawaiian or Other Pacific Islander | 2 |
| Race: Two or More Races | 107 |
| Race: White | 833 |
| Native Language: Albanian/Gheg(Kosovo/Macedon) | 1 |
| Native Language: Albanian/Tosk (Albania) | 4 |
| Native Language: Amharic | 1 |
| Native Language: Arabic | 9 |
| Native Language: Burmese | 1 |
| Native Language: Cantonese (Chinese) | 1 |
| Native Language: Cebuano (Visayan) | 1 |
| Native Language: Danish | 1 |
| Native Language: Dutch/Flemish | 1 |
| Native Language: English | 1235 |
| Native Language: German | 1 |
| Native Language: Gujarati | 2 |
| Native Language: Hindi | 5 |
| Native Language: Indonesian | 1 |
| Native Language: Japanese | 1 |
| Native Language: Kinyarwanda | 1 |
| Native Language: Lithuanian | 1 |
| Native Language: Macedonian | 1 |
| Native Language: Malayalam | 1 |
| Native Language: Mandarin (Chinese) | 1 |
| Native Language: Panjabi (Punjabi) | 1 |
| Native Language: Pilipino (Tagalog) | 8 |
| Native Language: Polish | 1 |
| Native Language: Russian | 1 |
| Native Language: Sindhi | 1 |
| Native Language: Spanish | 165 |
| Native Language: Tamil | 1 |
| Native Language: Telugu (Telegu) | 6 |
| Native Language: Urdu | 10 |
| Native Language: Vietnamese | 4 |
| Home Language: Albanian/Gheg(Kosovo/Macedon) | 1 |
| Home Language: Albanian/Tosk (Albania) | 5 |
| Home Language: Amharic | 1 |
| Home Language: Arabic | 11 |
| Home Language: Burmese | 1 |
| Home Language: Cantonese (Chinese) | 1 |
| Home Language: Cebuano (Visayan) | 1 |

| Grade Level: | 8 - Grade 8 | Total | |
|-------------------------------------|-------------|-------|------------------------------|
| Home Language: Danish | 1 | | |
| Home Language: Dutch/Flemish | 1 | | |
| Home Language: English | 1177 | | |
| Home Language: German | 1 | | |
| Home Language: Greek | 1 | | |
| Home Language: Gujarati | 5 | | |
| Home Language: Hindi | 7 | | |
| Home Language: Ilonggo (Hiligaynon) | 2 | | |
| Home Language: Indonesian | 1 | | |
| Home Language: Japanese | 1 | | |
| Home Language: Kinyarwanda | 1 | | |
| Home Language: Konkani | 1 | | |
| Home Language: Lithuanian | 1 | | |
| Home Language: Macedonian | 1 | | |
| Home Language: Malayalam | 1 | | |
| Home Language: Mandarin (Chinese) | 1 | | |
| Home Language: Panjabi (Punjabi) | 1 | | |
| Home Language: Pilipino (Tagalog) | 11 | | |
| Home Language: Polish | 4 | | |
| Home Language: Portuguese | 1 | | |
| Home Language: Russian | 1 | | |
| Home Language: Sindhi | 1 | | |
| Home Language: Spanish | 196 | | |
| Home Language: Tamil | 1 | | |
| Home Language: Telugu (Telugu) | 8 | | |
| Home Language: Thai | 1 | | |
| Home Language: Urdu | 13 | | |
| Home Language: Vietnamese | 6 | | |
| Gender: Male | 772 | | |
| Gender: Female | 696 | | |
| Title One: 11 | 2 | | |
| Title One: 12 | 184 | | |
| Title One: 13 | 1282 | | |
| Homeless: | 7 | | |
| LEP: | 33 | | |
| IDEA Services: | 168 | | |
| FRL: | 346 | | |
| Eligible Immigrant Ed Program: | 4 | | |
| Military Connected: | 9 | | |
| PDA: 0.1 | 5 | | |
| PDA: 0.2 | 3 | | |
| PDA: 0.8 | 5 | | |
| PDA: 1.0 | 1460 | | |
| Home School: 240470880261001 | 1 | | Plano Middle School |
| Home School: 240471150261001 | 1 | | Yorkville Middle School |
| Home School: 240473080261002 | 385 | | Traughber Jr High School |
| Home School: 240473080261003 | 306 | | Thompson Jr High School |
| Home School: 240473080261004 | 232 | | Bednarcik Junior High School |
| Home School: 240473080261005 | 284 | | Plank Junior High |

| Grade Level: | 8 - Grade 8 | Total |
|---------------------------------|-------------|------------------------------|
| Home School: 240473080261006 | 258 | Murphy Junior High School |
| Home School: 310451290221003 | 1 | Jefferson Middle School |
| Serving School: 240473080260002 | 5 | Oswego East High School |
| Serving School: 240473080261002 | 388 | Traughber Jr High School |
| Serving School: 240473080261003 | 297 | Thompson Jr High School |
| Serving School: 240473080261004 | 230 | Bednarcik Junior High School |
| Serving School: 240473080261005 | 295 | Plank Junior High |
| Serving School: 240473080261006 | 253 | Murphy Junior High School |
| Serving School: 240473080263003 | 5 | East View Academy School |

| Grade Level: | 9 - Grade 9 | Total |
|--|-------------|-------|
| Total Students: | 1432 | |
| Race: American Indian or Alaska Native | 8 | |
| Race: Asian | 105 | |
| Race: Black or African American | 131 | |
| Race: Hispanic or Latino | 242 | |
| Race: Two or More Races | 99 | |
| Race: White | 847 | |
| Native Language: Albanian/Tosk (Albania) | 4 | |
| Native Language: Arabic | 3 | |
| Native Language: Cantonese (Chinese) | 1 | |
| Native Language: Dutch/Flemish | 1 | |
| Native Language: English | 1212 | |
| Native Language: Ewe | 1 | |
| Native Language: French | 3 | |
| Native Language: Greek | 1 | |
| Native Language: Gujarati | 8 | |
| Native Language: Hausa | 1 | |
| Native Language: Hindi | 3 | |
| Native Language: Kannada (Kanarese) | 1 | |
| Native Language: Korean | 2 | |
| Native Language: Lao | 1 | |
| Native Language: Lithuanian | 1 | |
| Native Language: Malayalam | 2 | |
| Native Language: Mandarin (Chinese) | 2 | |
| Native Language: Pilipino (Tagalog) | 7 | |
| Native Language: Polish | 4 | |
| Native Language: Portuguese | 1 | |
| Native Language: Russian | 1 | |
| Native Language: Serbian | 1 | |
| Native Language: Shanghai (Chinese) | 1 | |
| Native Language: Sinhalese | 1 | |
| Native Language: Spanish | 143 | |
| Native Language: Tamil | 4 | |
| Native Language: Telugu (Telegu) | 8 | |
| Native Language: Urdu | 11 | |
| Native Language: Vietnamese | 3 | |
| Home Language: Albanian/Tosk (Albania) | 5 | |

| Grade Level: | 9 - Grade 9 | Total | |
|---------------------------------------|-------------|-------|-------------------------|
| Home Language: American Sign Language | 1 | | |
| Home Language: Arabic | 5 | | |
| Home Language: Cantonese (Chinese) | 2 | | |
| Home Language: Dutch/Flemish | 1 | | |
| Home Language: English | 1171 | | |
| Home Language: Ewe | 1 | | |
| Home Language: French | 3 | | |
| Home Language: Greek | 1 | | |
| Home Language: Gujarati | 8 | | |
| Home Language: Hausa | 1 | | |
| Home Language: Hindi | 5 | | |
| Home Language: Kannada (Kanarese) | 1 | | |
| Home Language: Korean | 2 | | |
| Home Language: Lao | 1 | | |
| Home Language: Lithuanian | 1 | | |
| Home Language: Malayalam | 1 | | |
| Home Language: Mandarin (Chinese) | 2 | | |
| Home Language: Pilipino (Tagalog) | 12 | | |
| Home Language: Polish | 4 | | |
| Home Language: Portuguese | 1 | | |
| Home Language: Russian | 1 | | |
| Home Language: Serbian | 1 | | |
| Home Language: Shanghai (Chinese) | 2 | | |
| Home Language: Sinhalese | 1 | | |
| Home Language: Spanish | 162 | | |
| Home Language: Tamil | 5 | | |
| Home Language: Telugu (Telegu) | 10 | | |
| Home Language: Urdu | 14 | | |
| Home Language: Vietnamese | 5 | | |
| Home Language: Yoruba | 2 | | |
| Gender: Male | 763 | | |
| Gender: Female | 669 | | |
| Title One: 11 | 3 | | |
| Title One: 12 | 269 | | |
| Title One: 13 | 1160 | | |
| Homeless: | 8 | | |
| LEP: | 30 | | |
| IDEA Services: | 164 | | |
| FRL: | 322 | | |
| Eligible Immigrant Ed Program: | 10 | | |
| Military Connected: | 12 | | |
| PDA: 0.2 | 2 | | |
| PDA: 0.8 | 2 | | |
| PDA: 1.0 | 1430 | | |
| Home School: 240470880260001 | 1 | | Plano High School |
| Home School: 240471150261001 | 1 | | Yorkville Middle School |
| Home School: 240473080260001 | 740 | | Oswego High School |
| Home School: 240473080260002 | 690 | | Oswego East High School |
| Serving School: 240473080260001 | 738 | | Oswego High School |

| Grade Level: | 9 - Grade 9 | Total |
|---------------------------------|-------------|--------------------------|
| Serving School: 240473080260002 | 690 | Oswego East High School |
| Serving School: 240473080261003 | 1 | Thompson Jr High School |
| Serving School: 240473080263003 | 5 | East View Academy School |

| Grade Level: | 10 - Grade 10 | Total |
|---|---------------|-------|
| Total Students: | 1350 | |
| Race: American Indian or Alaska Native | 5 | |
| Race: Asian | 85 | |
| Race: Black or African American | 157 | |
| Race: Hispanic or Latino | 229 | |
| Race: Native Hawaiian or Other Pacific Islander | 1 | |
| Race: Two or More Races | 84 | |
| Race: White | 789 | |
| Native Language: Afrikaans (Taal) | 2 | |
| Native Language: Albanian/Tosk (Albania) | 1 | |
| Native Language: Arabic | 6 | |
| Native Language: English | 1167 | |
| Native Language: Ewe | 1 | |
| Native Language: Farsi (Persian) | 1 | |
| Native Language: French | 2 | |
| Native Language: Gujarati | 1 | |
| Native Language: Hindi | 1 | |
| Native Language: Hungarian | 1 | |
| Native Language: Ibo/Igbo | 1 | |
| Native Language: Konkani | 1 | |
| Native Language: Lithuanian | 2 | |
| Native Language: Macedonian | 1 | |
| Native Language: Marathi | 1 | |
| Native Language: Pilipino (Tagalog) | 8 | |
| Native Language: Polish | 4 | |
| Native Language: Portuguese | 1 | |
| Native Language: Russian | 2 | |
| Native Language: Spanish | 126 | |
| Native Language: Swahili | 1 | |
| Native Language: Tamil | 2 | |
| Native Language: Telugu (Telegu) | 5 | |
| Native Language: Thai | 1 | |
| Native Language: Urdu | 7 | |
| Native Language: Vietnamese | 4 | |
| Home Language: Afrikaans (Taal) | 2 | |
| Home Language: Albanian/Tosk (Albania) | 1 | |
| Home Language: Amharic | 1 | |
| Home Language: Arabic | 7 | |
| Home Language: Chaochow/Teochiu (Chinese) | 1 | |
| Home Language: English | 1104 | |
| Home Language: Ewe | 1 | |
| Home Language: Farsi (Persian) | 1 | |
| Home Language: French | 2 | |

| Grade Level: | 10 - Grade 10 | Total |
|-------------------------------------|---------------|------------------------------|
| Home Language: German | 1 | |
| Home Language: Gujarati | 2 | |
| Home Language: Hindi | 3 | |
| Home Language: Hungarian | 1 | |
| Home Language: Ibo/Igbo | 1 | |
| Home Language: Ilonggo (Hiligaynon) | 1 | |
| Home Language: Italian | 1 | |
| Home Language: Japanese | 2 | |
| Home Language: Konkani | 1 | |
| Home Language: Korean | 1 | |
| Home Language: Lithuanian | 2 | |
| Home Language: Macedonian | 1 | |
| Home Language: Marathi | 1 | |
| Home Language: Pilipino (Tagalog) | 13 | |
| Home Language: Polish | 5 | |
| Home Language: Portuguese | 1 | |
| Home Language: Romanian | 1 | |
| Home Language: Russian | 2 | |
| Home Language: Spanish | 158 | |
| Home Language: Swahili | 2 | |
| Home Language: Tamil | 3 | |
| Home Language: Telugu (Telegu) | 8 | |
| Home Language: Thai | 1 | |
| Home Language: Urdu | 12 | |
| Home Language: Vietnamese | 5 | |
| Home Language: Yoruba | 1 | |
| Gender: Male | 674 | |
| Gender: Female | 676 | |
| Title One: 11 | 3 | |
| Title One: 12 | 272 | |
| Title One: 13 | 1075 | |
| Homeless: | 5 | |
| LEP: | 22 | |
| IDEA Services: | 186 | |
| FRL: | 321 | |
| Eligible Immigrant Ed Program: | 6 | |
| Military Connected: | 16 | |
| PDA: 0.1 | 2 | |
| PDA: 0.2 | 4 | |
| PDA: 0.9 | 1 | |
| PDA: 1.0 | 1344 | |
| Home School: 240470880260001 | 2 | Plano High School |
| Home School: 240471150260001 | 2 | Yorkville High School |
| Home School: 240473080260001 | 671 | Oswego High School |
| Home School: 240473080260002 | 674 | Oswego East High School |
| Home School: 560992020220003 | 1 | Plainfield North High School |
| Serving School: 240473080260001 | 668 | Oswego High School |
| Serving School: 240473080260002 | 669 | Oswego East High School |
| Serving School: 240473080263003 | 14 | East View Academy School |

| Grade Level: | 11 - Grade 11 | Total |
|--|---------------|-------|
| Total Students: | | 1363 |
| Race: American Indian or Alaska Native | | 9 |
| Race: Asian | | 87 |
| Race: Black or African American | | 137 |
| Race: Hispanic or Latino | | 247 |
| Race: Two or More Races | | 64 |
| Race: White | | 819 |
| Native Language: Arabic | | 4 |
| Native Language: Bosnian | | 1 |
| Native Language: Bulgarian | | 1 |
| Native Language: Cebuano (Visayan) | | 2 |
| Native Language: English | | 1126 |
| Native Language: French | | 2 |
| Native Language: Gujarati | | 3 |
| Native Language: Hainanese (Chinese) | | 1 |
| Native Language: Hindi | | 4 |
| Native Language: Ibo/Igbo | | 1 |
| Native Language: Indonesian | | 1 |
| Native Language: Japanese | | 1 |
| Native Language: Kannada (Kanarese) | | 1 |
| Native Language: Korean | | 1 |
| Native Language: Lithuanian | | 1 |
| Native Language: Macedonian | | 1 |
| Native Language: Other | | 1 |
| Native Language: Pilipino (Tagalog) | | 11 |
| Native Language: Polish | | 3 |
| Native Language: Romanian | | 1 |
| Native Language: Serbian | | 1 |
| Native Language: Spanish | | 173 |
| Native Language: Tamil | | 3 |
| Native Language: Telugu (Telegu) | | 2 |
| Native Language: Turkish | | 1 |
| Native Language: Ukrainian | | 2 |
| Native Language: Urdu | | 11 |
| Native Language: Vietnamese | | 3 |
| Home Language: Arabic | | 5 |
| Home Language: Bosnian | | 1 |
| Home Language: Bulgarian | | 1 |
| Home Language: Burmese | | 1 |
| Home Language: Cebuano (Visayan) | | 1 |
| Home Language: English | | 1061 |
| Home Language: French | | 2 |
| Home Language: German | | 1 |
| Home Language: Greek | | 1 |
| Home Language: Gujarati | | 4 |
| Home Language: Hainanese (Chinese) | | 1 |
| Home Language: Hindi | | 4 |
| Home Language: Hmong | | 1 |

| Grade Level: | 11 - Grade 11 | Total | |
|-------------------------------------|---------------|--------------------------|--|
| Home Language: Ibo/Igbo | 1 | | |
| Home Language: Ilonggo (Hiligaynon) | 1 | | |
| Home Language: Indonesian | 1 | | |
| Home Language: Italian | 1 | | |
| Home Language: Japanese | 2 | | |
| Home Language: Kannada (Kannarese) | 1 | | |
| Home Language: Korean | 2 | | |
| Home Language: Lithuanian | 1 | | |
| Home Language: Macedonian | 1 | | |
| Home Language: Other | 1 | | |
| Home Language: Panjabi (Punjabi) | 2 | | |
| Home Language: Pilipino (Tagalog) | 16 | | |
| Home Language: Polish | 4 | | |
| Home Language: Romanian | 1 | | |
| Home Language: Serbian | 2 | | |
| Home Language: Shona | 2 | | |
| Home Language: Spanish | 210 | | |
| Home Language: Tamil | 4 | | |
| Home Language: Telugu (Telegu) | 4 | | |
| Home Language: Turkish | 1 | | |
| Home Language: Ukrainian | 2 | | |
| Home Language: Urdu | 14 | | |
| Home Language: Vietnamese | 4 | | |
| Home Language: Yoruba | 1 | | |
| Gender: Male | 684 | | |
| Gender: Female | 679 | | |
| Title One: 12 | 254 | | |
| Title One: 13 | 1109 | | |
| Homeless: | 6 | | |
| LEP: | 30 | | |
| IDEA Services: | 149 | | |
| FRL: | 308 | | |
| Eligible Immigrant Ed Program: | 13 | | |
| Military Connected: | 3 | | |
| PDA: 0.2 | 2 | | |
| PDA: 0.5 | 1 | | |
| PDA: 0.7 | 1 | | |
| PDA: 1.0 | 1359 | | |
| Home School: 240471150260001 | 4 | Yorkville High School | |
| Home School: 240473080260001 | 681 | Oswego High School | |
| Home School: 240473080260002 | 678 | Oswego East High School | |
| Serving School: 240473080260001 | 682 | Oswego High School | |
| Serving School: 240473080260002 | 670 | Oswego East High School | |
| Serving School: 240473080263003 | 12 | East View Academy School | |

| Grade Level: | 12 - Grade 12 | Total | |
|--|---------------|-------|--|
| Total Students: | 1324 | | |
| Race: American Indian or Alaska Native | 7 | | |

| Grade Level: | 12 - Grade 12 | Total |
|---|---------------|-------|
| Race: Asian | | 74 |
| Race: Black or African American | | 140 |
| Race: Hispanic or Latino | | 229 |
| Race: Native Hawaiian or Other Pacific Islander | | 1 |
| Race: Two or More Races | | 77 |
| Race: White | | 796 |
| Native Language: Albanian/Tosk (Albania) | | 1 |
| Native Language: Arabic | | 6 |
| Native Language: Bengali | | 1 |
| Native Language: Cambodian (Khmer) | | 2 |
| Native Language: Cantonese (Chinese) | | 1 |
| Native Language: Chaochow/Teochiu (Chinese) | | 2 |
| Native Language: English | | 1133 |
| Native Language: French | | 5 |
| Native Language: German | | 1 |
| Native Language: Greek | | 1 |
| Native Language: Gujarati | | 3 |
| Native Language: Hindi | | 1 |
| Native Language: Ilocano | | 1 |
| Native Language: Jamaican | | 1 |
| Native Language: Korean | | 1 |
| Native Language: Lao | | 1 |
| Native Language: Lingala | | 1 |
| Native Language: Lithuanian | | 1 |
| Native Language: Macedonian | | 1 |
| Native Language: Malayalam | | 2 |
| Native Language: Nepali | | 1 |
| Native Language: Panjabi (Punjabi) | | 1 |
| Native Language: Pilipino (Tagalog) | | 7 |
| Native Language: Polish | | 4 |
| Native Language: Russian | | 1 |
| Native Language: Shanghai (Chinese) | | 1 |
| Native Language: Spanish | | 125 |
| Native Language: Tamil | | 2 |
| Native Language: Urdu | | 10 |
| Native Language: Vietnamese | | 6 |
| Home Language: Albanian/Tosk (Albania) | | 2 |
| Home Language: Arabic | | 7 |
| Home Language: Bengali | | 2 |
| Home Language: Cambodian (Khmer) | | 2 |
| Home Language: Cantonese (Chinese) | | 1 |
| Home Language: Chaochow/Teochiu (Chinese) | | 2 |
| Home Language: Czech | | 1 |
| Home Language: English | | 1068 |
| Home Language: French | | 5 |
| Home Language: German | | 1 |
| Home Language: Greek | | 1 |
| Home Language: Gujarati | | 4 |
| Home Language: Hindi | | 2 |

| Grade Level: | 12 - Grade 12 | Total | |
|-----------------------------------|---------------|-------|--------------------------|
| Home Language: Ilocano | 1 | | |
| Home Language: Indonesian | 1 | | |
| Home Language: Italian | 1 | | |
| Home Language: Jamaican | 1 | | |
| Home Language: Japanese | 2 | | |
| Home Language: Korean | 2 | | |
| Home Language: Lao | 1 | | |
| Home Language: Lingala | 1 | | |
| Home Language: Lithuanian | 1 | | |
| Home Language: Macedonian | 1 | | |
| Home Language: Malayalam | 3 | | |
| Home Language: Nepali | 1 | | |
| Home Language: Panjabi (Punjabi) | 1 | | |
| Home Language: Pilipino (Tagalog) | 11 | | |
| Home Language: Polish | 9 | | |
| Home Language: Portuguese | 3 | | |
| Home Language: Russian | 2 | | |
| Home Language: Shanghai (Chinese) | 1 | | |
| Home Language: Spanish | 162 | | |
| Home Language: Tamil | 2 | | |
| Home Language: Urdu | 11 | | |
| Home Language: Vietnamese | 6 | | |
| Home Language: Yoruba | 2 | | |
| Gender: Male | 692 | | |
| Gender: Female | 632 | | |
| Title One: 11 | 4 | | |
| Title One: 12 | 231 | | |
| Title One: 13 | 1089 | | |
| Homeless: | 10 | | |
| LEP: | 27 | | |
| IDEA Services: | 185 | | |
| FRL: | 288 | | |
| Eligible Immigrant Ed Program: | 11 | | |
| Military Connected: | 10 | | |
| PDA: 0.1 | 1 | | |
| PDA: 0.2 | 4 | | |
| PDA: 0.3 | 1 | | |
| PDA: 0.5 | 1 | | |
| PDA: 0.7 | 2 | | |
| PDA: 0.9 | 1 | | |
| PDA: 1.0 | 1317 | | |
| Home School: 240470880260001 | 2 | | Plano High School |
| Home School: 240471150260001 | 2 | | Yorkville High School |
| Home School: 240473080260001 | 702 | | Oswego High School |
| Home School: 240473080260002 | 618 | | Oswego East High School |
| Serving School: 240473080260001 | 689 | | Oswego High School |
| Serving School: 240473080260002 | 590 | | Oswego East High School |
| Serving School: 240473080263003 | 48 | | East View Academy School |

COMPREHENSIVE ANNUAL FINANCIAL
REPORT

OF

**COMMUNITY UNIT SCHOOL
DISTRICT 308**

OSWEGO, ILLINOIS

As of and for the Year Ended June 30, 2017

Officials Issuing Report

Asif Dada, Assistant Superintendent for Business Services and
Operations
Jeffrey Ryder, Director of Finance

Department Issuing Report

Business Office

COMMUNITY UNIT SCHOOL DISTRICT 308

TABLE OF CONTENTS

AS OF AND FOR THE YEAR ENDED JUNE 30, 2017

| | <u><i>Page(s)</i></u> |
|---|-----------------------|
| <i>Introductory Section</i> | |
| Transmittal Letter | i - v |
| ASBO Certificate | vi |
| GFOA Certificate | vii |
| Organizational Chart | viii |
| Principal Officers and Advisors | ix |
| <i>Financial Section</i> | |
| Independent Auditors' Report | 1 - 3 |
| Required Supplementary Information | |
| Management's Discussion and Analysis (MD&A) - Unaudited | 4 - 10 |
| Basic Financial Statements | |
| <u>Government-Wide Financial Statements</u> | |
| Statement of Net Position | 11 |
| Statement of Activities | 12 |
| <u>Fund Financial Statements</u> | |
| Balance Sheet - Governmental Funds | 13 - 14 |
| Reconciliation of the Governmental Funds - Balance Sheet to the Statement of Net Position | 15 |
| Statement of Revenues, Expenditures and Changes in Fund Balances - Governmental Funds | 16 - 17 |
| Reconciliation of the Governmental Funds - Statement of Revenues, Expenditures and Changes in Fund Balances to the Statement of Activities | 18 |
| Statement of Fiduciary Assets and Liabilities - Agency Fund | 19 |
| Notes to Basic Financial Statements | 20 - 46 |
| Required Supplementary Information | |
| Illinois Municipal Retirement Fund - Schedule of Changes in the District's Net Pension Liability and Related Ratios | 47 |
| Illinois Municipal Retirement Fund - Schedule of District Contributions | 48 |
| Teachers' Retirement System - Schedule of the District's Proportionate Share of the Collective Net Pension Liability and Schedule of District Contributions | 49 |
| Schedule of Funding Progress For Retirees' Health Plan | 50 |

COMMUNITY UNIT SCHOOL DISTRICT 308

TABLE OF CONTENTS

AS OF AND FOR THE YEAR ENDED JUNE 30, 2017

| | <i><u>Page(s)</u></i> |
|---|-----------------------|
| Required Supplementary Information - (Continued) | |
| <u>General and Major Special Revenue Funds - Schedule of Revenues, Expenditures and Changes in Fund Balances - Budget to Actual</u> | |
| General Fund - Non-GAAP Budgetary Basis | 51 - 60 |
| Operations and Maintenance Fund | 61 - 62 |
| Transportation Fund | 63 - 64 |
| Municipal Retirement/Social Security Fund | 65 - 66 |
| Notes to Required Supplementary Information | 67 |
| Supplementary Information | |
| <u>Major Debt Service and Major Capital Projects Funds - Schedule of Revenues, Expenditures and Changes in Fund Balances - Budget to Actual</u> | |
| Debt Service Fund | 68 - 69 |
| Capital Projects Fund | 70 |
| Fire Prevention and Life Safety Fund | 71 |
| General Fund - Combining Balance Sheet | 72 |
| General Fund - Combining Schedule of Revenues, Expenditures and Changes in Fund Balances | 73 |
| <u>General Fund Accounts - Schedule of Revenues, Expenditures and Changes in Fund Balances - Budget to Actual</u> | |
| Educational Accounts - Non-GAAP Budgetary Basis | 74 - 83 |
| Working Cash Accounts | 84 |
| Schedule of Changes in Fiduciary Assets and Liabilities - Agency Funds - Student Activity Fund | 85 |
| Schedule of Changes in Fiduciary Assets and Liabilities - Agency Funds - Flex Spending Fund | 86 |
| Schedule of Changes in Fiduciary Assets and Liabilities - Agency Funds - Southwest Prairie Conference Fund | 87 |
| General Long-Term Debt - Capital Appreciation Bonds, Series 2003C | 88 |
| General Long-Term Debt - Capital Appreciation Bonds, Series 2005 | 89 |
| General Long-Term Debt - General Obligation School Refunding Bonds, Series 2007A | 90 |
| General Long-Term Debt - Capital Appreciation Bonds, Series 2008 | 91 |
| General Long-Term Debt - General Obligation Refunding Bonds, Series 2011 | 92 |
| General Long-Term Debt - General Obligation Unlimited Tax School Bonds, Series 2011A | 93 |
| General Long-Term Debt - General Obligation School Refunding Bonds, Series 2012 | 94 |

COMMUNITY UNIT SCHOOL DISTRICT 308

TABLE OF CONTENTS

AS OF AND FOR THE YEAR ENDED JUNE 30, 2017

| | <u><i>Page(s)</i></u> |
|--|-----------------------|
| Supplementary Information - (Continued) | |
| General Long-Term Debt - General Obligation School Refunding Bonds, Series 2013 | 95 |
| General Long-Term Debt - General Obligation School Refunding Bonds, Series 2014 | 96 |
| General Long-Term Debt - General Obligation Refunding School Bonds, Series 2015 | 97 |
| General Long-Term Debt - General Obligation Refunding School Bonds, Series 2016 | 98 |
| General Long-Term Debt - General Obligation Limited School Bonds, Series 2017A | 99 |
| <i>Statistical Section</i> | |
| Net Position by Component | 100 - 101 |
| Expenses, Program Revenues, and Net (Expense) Revenue | 102 - 103 |
| General Revenues and Total Change in Net Position | 104 - 105 |
| Fund Balances, Governmental Funds | 106 - 107 |
| Governmental Funds Revenues | 108 - 109 |
| Governmental Funds Expenditures and Debt Service Ratio | 110 - 111 |
| Other Financing Sources and Uses and Net Changes in Fund Balances - Governmental Funds | 112 - 113 |
| Assessed Value and Actual Value of Taxable Property | 114 - 115 |
| Direct and Overlapping Property Tax Rates | 116 - 117 |
| Principal Property Tax Payers | 118 |
| Property Tax Levies and Collections | 119 |
| Outstanding Debt by Type | 120 - 121 |
| Computation of Direct and Overlapping Governmental Activities Debt | 122 |
| Legal Debt Margin Information | 123 - 124 |
| Principal Employers | 125 |
| Demographic and Economic Statistics | 126 |
| Full-Time Equivalent District Employees by Type | 127 |
| Operating Statistics | 128 |
| Capital Asset Information | 129 - 130 |



October 10, 2017

President, Members of the Board of Education,
and Community Residents of
Community Unit School District No. 308
Oswego, Illinois

The Comprehensive Annual Financial Report (CAFR) of Community Unit School District No. 308 (the District), Oswego, Illinois, as of and for the year ended June 30, 2017, is submitted herewith. Responsibility for the accuracy of the presented data and the completeness and fairness of the presentation, including all disclosures, rests with the District. We believe the data, as presented, is accurate in all material aspects; that is presented in a manner designed to fairly set forth the financial position and results of operations of the District as shown by the disclosure of all financial activity of its various funds; and that all disclosures necessary for public understanding of the District's financial status have been incorporated within this report.

Management's discussion and analysis (MD&A) immediately follows the independent auditor's report and provides a narrative introduction, overview, and analysis of the basic financial statements. MD&A complements this letter and should be read in conjunction with it.

Financial Statements

The CAFR includes all funds and account groups of the District and is presented in three sections: Introductory, Financial, and Statistical. The introductory section includes this transmittal letter, the District's organizational chart, and a list of principal officers and elected officials. The financial section includes the independent auditors' report on financial statements and schedules, Management's Discussion and Analysis (MD&A), basic financial statements and required and other supplemental information such as the combining and individual fund financial statements and schedules. The statistical section includes selected financial and demographic information, generally presented on a multi-year basis.

The District is required to undergo an annual single audit in conformity with the provisions of the U.S. Office of Management and Budget's (OMB) *Uniform Administrative Requirements, Cost Principles, and Audit Requirements for Federal Awards (Uniform Guidance)*. Information related to this single audit, including a schedule of federal financial assistance and the independent auditors' reports on the internal control structure and on compliance with applicable laws and regulations, is included under separate cover.

The financial reporting entity of the District is to include the District, as the primary government, organizations for which the District is financially accountable and other organizations for which the nature and significance of their relationship with the District are such that exclusion would cause the District's financial statements to be misleading or incomplete. Based on these criteria there are no other organizations or agencies whose financial statements should be combined with the general purpose financial statements of the District.

History of the District

The District began as a single school building in 1837. Over the next 100 years the residents were served by a separate elementary and high school district. Then in 1961 the voters approved consolidating into a single unit district creating Oswego CUSD No. 308 as it stands today. The District is made up of 68.6 square miles in Kendall, Will and Kane Counties, Illinois and currently serves approximately 18,043 students from Oswego, Montgomery, Aurora, Plainfield, Joliet and unincorporated portions of Kendall and Will Counties in Illinois.

Accounting Systems and Budgetary Control

The District administration is responsible for establishing and maintaining internal controls designed to ensure that the assets of the District are protected from loss, theft, or misuse and to ensure that adequate accounting data are compiled to allow for the preparation of financial statements in conformity with Generally Accepted Accounting Principles. The internal controls are designed to provide reasonable, but not absolute, assurance that these objectives are met. The concept of reasonable assurance recognizes that the cost of a control should not exceed the benefits likely to be derived and the valuation of costs and benefits requires estimates and judgments by management.

Budgetary control is maintained at line item levels within each program and/or cost centers before being combined to form totals by fund. All actual activity compared to budget is reported to the District's management on a monthly basis. This monthly report compares each line item account balance to the annual budget with accumulation to the cost center and fund levels. Full disclosures are made if extraordinary variances appear during the year. A description of the budget development cycle is discussed in detail in Note 1 to the required supplementary information.

General Governmental Activities

The general governmental activities include all services provided by the District. Included are the general, special revenue, debt service and capital project funds. The activities include all instructional, maintenance, and administrative costs of the district.

Property taxes are the most significant revenue source of the District. The factors that affect property tax revenues are assessed valuation, tax multiplier, tax rate, CPI and new property.

Other revenue sources consist of local revenues exclusive of property taxes. These include transportation fees, tuition, student activity fees, and building rentals.

The equalized assessed valuation of the District of \$1,788,565,064 represents an increase in the tax base of 6.33% over the preceding year. The tax multiplier is determined by a state agency which attempts to equalize the assessment on real property in order to determine the property value for taxing purposes. This value is referred to as the equalized assessed valuation (E.A.V.).

Real estate tax bills in Kendall, Kane and Will Counties are payable in two equal installments in June and September. Allocations of tax rates for the 2016 property tax levy for fiscal 2017 and the preceding two fiscal years are as follows (per \$100 assessed value):

| | | <u>Calendar Year</u> | |
|---|-----------|----------------------|--------|
| | 2016 | 2015 | 2014 |
| General (Education, Operations) | \$ 4.1153 | \$ 4.2850 | 4.5249 |
| Special Revenue (Transportation, Special Ed.) | .9616 | 1.0059 | 1.0549 |
| Debt Service | 1.6754 | 1.7801 | 2.0671 |
| Municipal Retirement, Social Security | 0.2189 | 0.2262 | 0.2122 |
| | <hr/> | <hr/> | <hr/> |
| | \$ 6.9712 | \$ 7.3175 | 7.8596 |

PROSPECTS FOR THE FUTURE

The District's financial outlook for the future continues to be challenging. For FY19, the Board is planning to address the projected deficit by cutting expenditures to obtain a balanced budget.

Strategic Planning

In FY18, the school leadership team is developing a comprehensive priorities and initiatives plan. It will address budget balancing, curriculum, accountability, grading, promotion and student improvement in compliance with the Every Student Succeeds Act and the Evidence Based Funding Model.

Mission Statement

In a partnership with our families and communities, Community Unit School District 308 will educate all students to reach their highest potential.

Board of Education

Term Expires

| | |
|-----------------------------|------|
| Bradley A. Banks, President | 2019 |
| Lauri Doyle, Vice President | 2019 |
| Jared Ploger, Secretary | 2019 |
| Toni Morgan, Member | 2021 |
| Brent Lightfoot, Member | 2021 |
| Matt Bauman, Member | 2021 |
| Heather Moyer, Member | 2021 |

Vision

What we commit to create and sustain...

- Students with the knowledge and skills for career, college and life success through rich experiences and global perspectives
- Academic programs, student services, extra-curricular and community service opportunities personalized to support the development of the whole student
- Highly qualified and engaged employees
- Community acceptance of and engagement in our mission, values and goals
- Reciprocal partnerships with business, government

Values

Drivers of our words and actions...

- **To Respect:** We honor differences and similarities in words and actions
- **To Engage:** We actively participate in work and opportunities to learn
- **To Excel:** We hold high expectations for all, are accountable for our commitments and results, and persevere through challenges
- **To Improve:** We continually challenge self and others to grow

Goals

Focus of resources and improvement...

- Implement a system of high-quality and consistent academic programming, student services and activities to all students
- Improve instruction, student engagement and ownership of learning with flexible, robust instructional strategies and technology integration
- Aggressively recruit, develop and retain high-quality employees, reflecting the needs and diversity of our student population
- Increase family and community connections to Community Unit School District 308 through communications, engagement, programming, services and facilities

Debt Administration

The ratio of general bonded debt to assessed valuation and the amount of bonded debt per capita are useful indicators of the District's debt position to District management, citizens, and investors. On August 21, 2017, the Board approved to refinance \$16.72 million of existing debt to create debt service savings and to modify the debt burden of the District.

| Fiscal Year End | General Bonded Debt | Debt to Assessed Valuation | Per Capita |
|------------------------|----------------------------|---|-------------------|
| 2017 | \$389,835,893 | 21.81% | \$4,989 |
| 2016 | \$390,047,896 | 23.25% | \$5,033 |
| 2015 | \$402,044,974 | 25.20% | \$5,394 |

The State of Illinois limits unit school districts to a debt to assessed valuation ratio of 13.8%. However, the District has the statutory authority to issue debt up to a ratio of 15% after being certified as a fast growth district by the Regional Superintendent of Schools under the provisions of 105 ILCS 5/19-1 (b). The District has statutory authority to exceed those limitations by the following legislative acts:

- Public Act 93-13, effective June 9, 2003 amended the statutory debt capacity of the District up to 20% of assessed valuation in order to complete the \$155 million in projects authorized in the November 2002 referendum until November 1, 2007. 105 ILCS 5/19.1 (o)

- Public Act 94-1068, effective January 9, 2007, allowed the District to issue the \$450 million in building bonds authorized by the voters of the District by referendum in November 2006 without having those bonds count against the statutory debt limitations. 105 ILCS 5/19.1 (p15)

The District's current bond ratings are: Moody's Investor Services is Aa3 with a negative outlook and Fitch is AA with a negative outlook.

Local Economy and Economic Outlook

The general economic outlook for the Oswego area is moderate. The District's economic base continues to be diversified with new improvements scheduled for the downtown Oswego area. It is expected that development will continue at a steady rate in the foreseeable future with new construction coming from commercial and residential properties. Current projections continue to provide a stable economic outlook for the District.

Independent Audit

The School Code of Illinois and the District require an annual audit of the financial statements of all funds of the District. The audit for the year ended June 30, 2017 was performed by Baker Tilly, independent certified public accountants, who were selected by the District's Board of Education. Their report has been included in the financial section of this report.

Acknowledgments

We wish to thank the entire staff of the Business Office for their dedicated service in the preparation of the Comprehensive Annual Financial Report on a timely basis.

We would also like to extend our appreciation to the members of the Board of Education for their interest and support in planning and conducting the financial operations of the District in a responsible and progressive manner.


Closing Statement

It is our intention that this Comprehensive Annual Financial Report will provide the District's management, outside investors, and interested local citizens with a meaningful financial presentation. We hope that all readers of this report will obtain a clear and concise understanding of the District's financial condition as of June 30, 2017.

Respectfully submitted:



Dr. John Sparlin
Superintendent of Schools



Asif Dada
Assistant Superintendent for Business
Services and Operations



**ASSOCIATION OF
SCHOOL BUSINESS OFFICIALS
INTERNATIONAL**

**The Certificate of Excellence in Financial Reporting
is presented to**

Community Unit School District 308

**for its Comprehensive Annual Financial Report (CAFR)
for the Fiscal Year Ended June 30, 2016.**

The CAFR has been reviewed and met or exceeded
ASBO International's Certificate of Excellence standards.



Anthony N. Dragona, Ed.D., RSBA
President

John D. Musso, CAE, RSBA
Executive Director



Government Finance Officers Association

**Certificate of
Achievement
for Excellence
in Financial
Reporting**

Presented to

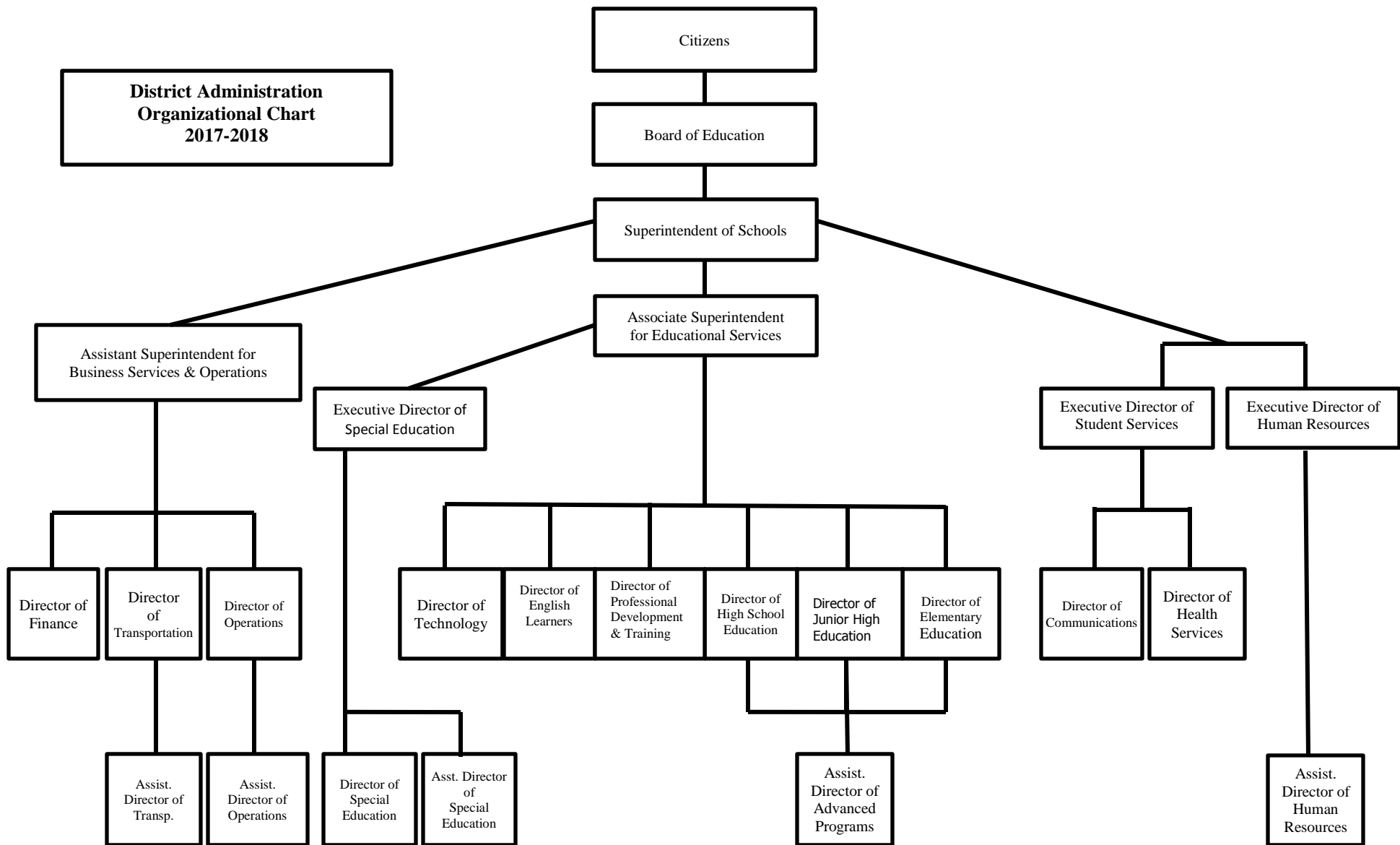
**Oswego Community
Unit School District 308
Illinois**

For its Comprehensive Annual
Financial Report
for the Fiscal Year Ended

June 30, 2016

A handwritten signature in black ink, reading "Jeffrey R. Emer". The signature is fluid and cursive.

Executive Director/CEO



COMMUNITY UNIT SCHOOL DISTRICT NO. 308

**4175 Route 71
Oswego, Illinois 60543**

**List of Principal Officials for the
Fiscal Year Ended June 30, 2017**

BOARD OF EDUCATION

Term Expires

| | |
|----------------------------|------|
| Matt Bauman, President | 2021 |
| Brad Banks, Vice President | 2019 |
| Lauri Doyle, Secretary | 2019 |
| Brent Lightfoot | 2021 |
| Toni Morgan | 2021 |
| Heather Moyer | 2021 |
| Jared Ploger | 2019 |

ADMINISTRATIVE STAFF

Dr. John Sparlin, Superintendent of Schools
Dr. Lisa Smith, Associate Superintendent for Educational Services
Asif Dada, Assistant Superintendent for Business Services and Operations

Official Issuing Report

Asif Dada, Assistant Superintendent for Business Services and Operations

Department Issuing Report

Business Services

INDEPENDENT AUDITORS' REPORT

To the Board of Education
Community Unit School District 308
Oswego, Illinois

Report on the Financial Statements

We have audited the accompanying financial statements of the governmental activities, each major fund, and the aggregate remaining fund information of Community Unit School District 308, as of and for the year ended June 30, 2017, and the related notes to the financial statements, which collectively comprise Community Unit School District 308's basic financial statements as listed in the table of contents.

Management's Responsibility for the Financial Statements

Management is responsible for the preparation and fair presentation of these financial statements in accordance with accounting principles generally accepted in the United States of America; this includes the design, implementation, and maintenance of internal control relevant to the preparation and fair presentation of financial statements that are free from material misstatement, whether due to fraud or error.

Auditors' Responsibility

Our responsibility is to express opinions on these financial statements based on our audit. We conducted our audit in accordance with auditing standards generally accepted in the United States of America and the standards applicable to financial audits contained in *Government Auditing Standards*, issued by the Comptroller General of the United States. Those standards require that we plan and perform the audit to obtain reasonable assurance about whether the financial statements are free from material misstatement.

An audit involves performing procedures to obtain audit evidence about the amounts and disclosures in the financial statements. The procedures selected depend on the auditors' judgment, including the assessment of the risks of material misstatement of the financial statements, whether due to fraud or error. In making those risk assessments, the auditor considers internal control over financial reporting relevant to Community Unit School District 308's preparation and fair presentation of the financial statements in order to design audit procedures that are appropriate in the circumstances but not for the purpose of expressing an opinion on the effectiveness of Community Unit School District 308's internal control. Accordingly, we express no such opinion. An audit also includes evaluating the appropriateness of accounting policies used and the reasonableness of significant accounting estimates made by management, as well as evaluating the overall presentation of the financial statements.

We believe that the audit evidence we have obtained is sufficient and appropriate to provide a basis for our audit opinions.

To the Board of Education
Community Unit School District 308

Opinions

In our opinion, the financial statements referred to above present fairly, in all material respects, the respective financial position of the governmental activities, each major fund, and the aggregate remaining fund information of Community Unit School District 308 as of June 30, 2017 and the respective changes in financial position thereof for the year then ended in accordance with accounting principles generally accepted in the United States of America.

Other Matters

Required Supplementary Information

Accounting principles generally accepted in the United States of America require that the required supplementary information as listed in the table of contents be presented to supplement the basic financial statements. Such information, although not a part of the basic financial statements, is required by the Governmental Accounting Standards Board who considers it to be an essential part of financial reporting for placing the basic financial statements in an appropriate operational, economic, or historical context. We have applied certain limited procedures to the required supplementary information in accordance with auditing standards generally accepted in the United States of America, which consisted of inquiries of management about the methods of preparing the information and comparing the information for consistency with management's responses to our inquiries, the basic financial statements, and other knowledge we obtained during our audit of the basic financial statements. We do not express an opinion or provide any assurance on the information because the limited procedures do not provide us with sufficient evidence to express an opinion or provide any assurance.

Supplementary Information

Our audit for the year ended June 30, 2017 was conducted for the purpose of forming opinions on the financial statements that collectively comprise Community Unit School District 308's basic financial statements. The supplementary information for the year ended June 30, 2017 as listed in the table of contents is presented for purposes of additional analysis and is not a required part of the basic financial statements. Such information is the responsibility of management and was derived from and relates directly to the underlying accounting and other records used to prepare the basic financial statements. The information has been subjected to the auditing procedures applied in the audit of the basic financial statements for the year ended June 30, 2017, and certain additional procedures, including comparing and reconciling such information directly to the underlying accounting and other records used to prepare the basic financial statements or to the basic financial statements themselves, and other additional procedures in accordance with auditing standards generally accepted in the United States of America. In our opinion, the supplementary information is fairly stated in all material respects, in relation to the basic financial statements as a whole for the year ended June 30, 2017.

To the Board of Education
Community Unit School District 308

We also previously audited, in accordance with auditing standards generally accepted in the United States of America, the basic financial statements of Community Unit School District 308 as of and for the year ended June 30, 2016 (not presented herein), and have issued our report thereon dated November 1, 2016, which contained unmodified opinions on the respective financial statements of the governmental activities, each major fund, and the aggregate remaining fund information. The supplementary information for the year ended June 30, 2016 is presented for purposes of additional analysis and is not a required part of the basic financial statements. Such information is the responsibility of management and was derived from and relates directly to the underlying accounting and other records used to prepare the 2016 financial statements. The information has been subjected to the auditing procedures applied in the audit of the 2016 basic financial statements and certain additional procedures, including comparing and reconciling such information directly to the underlying accounting and other records used to prepare those financial statements or to those financial statements themselves, and other additional procedures in accordance with auditing standards generally accepted in the United States of America. In our opinion, the supplementary information is fairly stated in all material respects in relation to the basic financial statements as a whole for the year ended June 30, 2016.

Other Information

Our audit was conducted for the purpose of forming opinions on the financial statements that collectively comprise Community Unit School District 308's basic financial statements. The introductory and statistical sections are presented for purposes of additional analysis and are not a required part of the basic financial statements. Such information has not been subjected to the auditing procedures applied in the audit of the basic financial statements, and accordingly, we do not express an opinion or provide any assurance on it.

Prior-Year Comparative Information

We have previously audited Community Unit School District 308's 2016 financial statements, and we expressed unmodified audit opinions on the respective financial statements of the governmental activities, each major fund, and the aggregate remaining fund information in our report dated November 1, 2016. In our opinion, the summarized comparative information presented herein as of and for the year ended June 30, 2016, is consistent, in all material respects, with the audited financial statements from which it has been derived.

Other Reporting Required by Government Auditing Standards

In accordance with *Government Auditing Standards*, we have also issued our report dated October 10, 2017 on our consideration of Community Unit School District 308's internal control over financial reporting and on our tests of its compliance with certain provisions of laws, regulations, contracts, and grant agreements and other matters. The purpose of that report is to describe the scope of our testing of internal control over financial reporting and compliance and the results of that testing, and not to provide an opinion on internal control over financial reporting or on compliance. That report is an integral part of an audit performed in accordance with *Government Auditing Standards* in considering Community Unit School District 308's internal control over financial reporting and compliance.

Baker Tilly Virchow Krause, LLP

Oak Brook, Illinois
October 10, 2017

Community Unit School District 308

Management's Discussion and Analysis (Unaudited)

As of and for the Year Ended June 30, 2017

The discussion and analysis of Community Unit School District 308's (the "District") financial performance provides an overall review of the District's financial activities as of and for the year ended June 30, 2017. The management of the District encourages readers to consider the information presented herein in conjunction with the transmittal letter found in the introductory section and the basic financial statements to enhance their understanding of the District's financial performance. All amounts, unless otherwise indicated, are expressed in millions of dollars. Certain comparative information between the current year and the prior is required to be presented in the Management's Discussion and Analysis (the "MD&A").

Financial Highlights

- In total, net position decreased by \$1.5. This represents a 9% decrease from 2016 and was attributed primarily to increased instruction costs in the current year.
- General revenues accounted for \$183.8 in revenue or 68% of all revenues. Program specific revenues in the form of charges for services and fees and grants accounted for \$86.3 or 32% of total revenues of \$270.1.
- The District had \$271.6 in expenses related to government activities. However, only \$86.3 of these expenses were offset by program specific charges and grants.

Overview of the Financial Statements

This discussion and analysis is intended to serve as an introduction to the District's basic financial statements. The basic financial statements are comprised of three components:

- Government-wide financial statements,
- Fund financial statements, and
- Notes to basic financial statements.

This report also contains other supplementary information in addition to the basic financial statements.

Government-wide financial statements

The government-wide financial statements are designed to provide readers with a broad overview of the District's finances, in a manner similar to a private-sector business.

The statement of net position presents information on all of the District's assets/deferred outflows of resources and liabilities/deferred inflows of resources, with the difference between them reported as net position. Over time, increases or decreases in net position may serve as a useful indicator of whether the financial position of the District is improving or deteriorating.

The statement of activities presents information showing how the government's net position changed during the fiscal year being reported. All changes in net position are reported as soon as the underlying event giving rise to the change occurs, regardless of the timing of related cash flows. Thus, revenues and expenses are reported in this statement for some items that will only result in cash flows in future fiscal periods.

Community Unit School District 308

Management's Discussion and Analysis (Unaudited)

As of and for the Year Ended June 30, 2017

The government-wide financial statements present the functions of the District that are principally supported by taxes and intergovernmental revenues (governmental activities). The District has no business-type activities; that is, functions that are intended to recover all or a significant portion of their costs through user fees and charges. The District's governmental activities include instructional services (regular education, special education and other), supporting services, operation and maintenance of facilities and transportation services.

Fund financial statements

A fund is a grouping of related accounts that is used to maintain control over resources that have been segregated for specific activities or objectives. The District uses fund accounting to ensure and demonstrate compliance with finance-related legal requirements. All of the funds of the District can be divided into two categories: governmental funds and fiduciary funds (the District maintains no proprietary funds).

Governmental funds are used to account for essentially the same functions reported as governmental activities in the government-wide financial statements. However, unlike the government-wide financial statements, governmental fund financial statements focus on near-term inflows and outflows of spendable resources, as well as on balances of spendable resources available at the end of the fiscal year. Such information may be useful in evaluating a school district's near-term financing requirements.

Because the focus of governmental funds is narrower than that of the government-wide financial statements, it is useful to compare the information presented for governmental funds with similar information presented for governmental activities in the government-wide financial statements. By doing so, readers may better understand the long-term impact of the government's near-term financing decisions. Both the governmental fund balance sheet and the governmental fund statement of revenues, expenditures and changes in fund balances provide a reconciliation to facilitate this comparison between governmental funds and governmental activities.

The District maintains seven individual governmental funds. Information is presented separately in the governmental fund balance sheet and in the governmental fund statement of revenues, expenditures and changes in fund balances for the General Fund, Operations and Maintenance Fund, Transportation Fund, IMRF/Social Security Fund, Debt Service Fund, Capital Projects Fund, and Fire Prevention and Safety Fund, all of which are considered to be major funds.

The District adopts an annual budget for each of the funds listed above. A budgetary comparison schedule has been provided for each fund to demonstrate compliance with this budget.

Fiduciary funds are used to account for resources held for the benefit of parties outside the School District. Fiduciary funds are not reflected in the government-wide financial statement because the resources of those funds are not available to support the District's own programs. The accounting used for fiduciary funds is much like that for the government-wide financial statements.

Notes to basic financial statements

The notes to the financial statements provide additional information that is essential to a full understanding of the data provided in the government-wide and fund financial statements.

Community Unit School District 308
Management's Discussion and Analysis (Unaudited)
As of and for the Year Ended June 30, 2017

Other information

In addition to the basic financial statements and accompanying notes, this report also presents certain required supplementary information concerning the District's pension benefits.

Government-Wide Financial Analysis

The District's combined net position was lower on June 30, 2017, than it was the year before, decreasing 9% to \$16.5.

| Table 1 Condensed Statements of Net Position (in millions of dollars) | | |
|--|--------------------|--------------------|
| | <u>2016</u> | <u>2017</u> |
| Assets: | | |
| Current and other assets | \$ 123.1 | \$ 133.5 |
| Capital Assets | <u>377.1</u> | <u>367.2</u> |
| Total assets | <u>500.2</u> | <u>500.7</u> |
| Total deferred outflows of resources | <u>14.7</u> | <u>19.6</u> |
| Liabilities: | | |
| Current liabilities | 19.0 | 22.0 |
| Long-term debt outstanding | <u>413.9</u> | <u>418.0</u> |
| Total liabilities | <u>432.9</u> | <u>440.0</u> |
| Total deferred inflows of resources | <u>64.0</u> | <u>63.8</u> |
| Net position: | | |
| Net investment in capital assets | 32.8 | 40.2 |
| Restricted | 11.5 | 11.3 |
| Unrestricted | <u>(26.3)</u> | <u>(35.0)</u> |
| Total net position | <u>\$ 18.0</u> | <u>\$ 16.5</u> |

Expenses in the governmental activities of the District of \$271.6 exceeded revenues by \$1.5. This was attributable primarily to increased instruction costs in the current year.

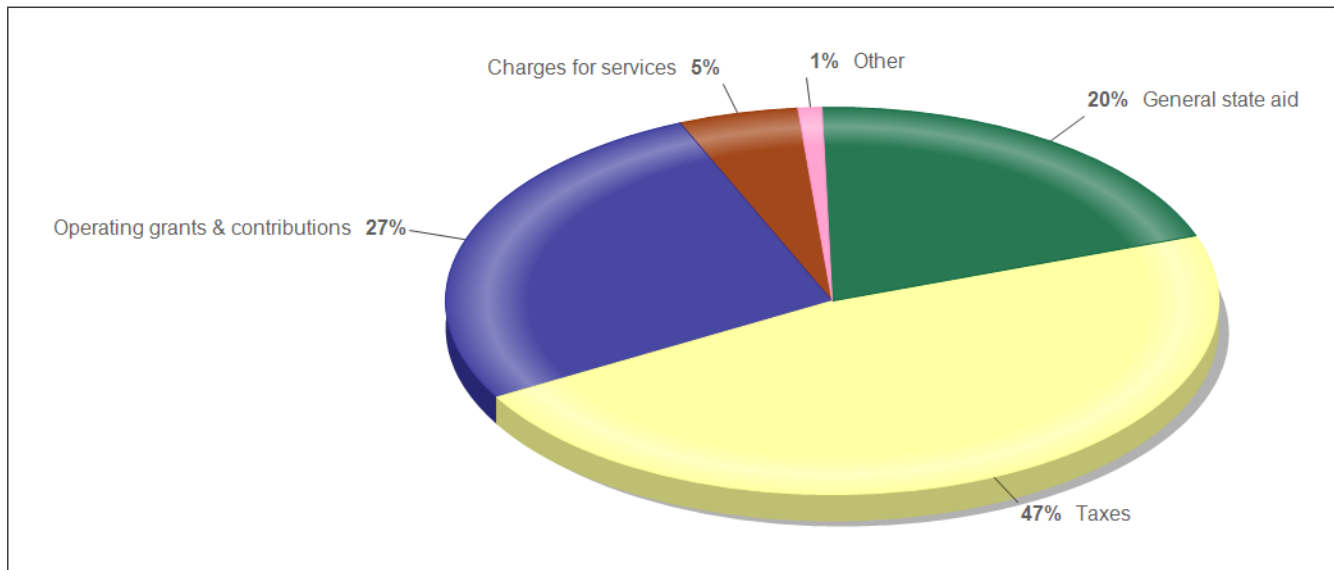
Community Unit School District 308
Management's Discussion and Analysis (Unaudited)
As of and for the Year Ended June 30, 2017

| Table 2 Changes in Net Position (in millions of dollars) | | |
|---|--------------------|--------------------|
| | <u>2016</u> | <u>2017</u> |
| Revenues: | | |
| <i>Program revenues:</i> | | |
| Charges for services | \$ 9.1 | \$ 12.6 |
| Operating grants & contributions | 60.1 | 73.7 |
| Capital grants & contributions | 0.1 | - |
| <i>General revenues:</i> | | |
| Taxes | 126.7 | 126.2 |
| General state aid | 52.1 | 56.2 |
| Other | <u>1.3</u> | <u>1.4</u> |
| Total revenues | <u>249.4</u> | <u>270.1</u> |
| Expenses: | | |
| Instruction | 162.0 | 168.6 |
| Pupil & instructional staff services | 14.3 | 24.9 |
| Administration & business | 18.9 | 22.7 |
| Transportation | 12.6 | 13.0 |
| Operations & maintenance | 20.4 | 18.4 |
| Other | <u>25.4</u> | <u>24.0</u> |
| Total expenses | <u>253.6</u> | <u>271.6</u> |
| Increase (decrease) in net position | <u>\$ (4.2)</u> | <u>\$ (1.5)</u> |

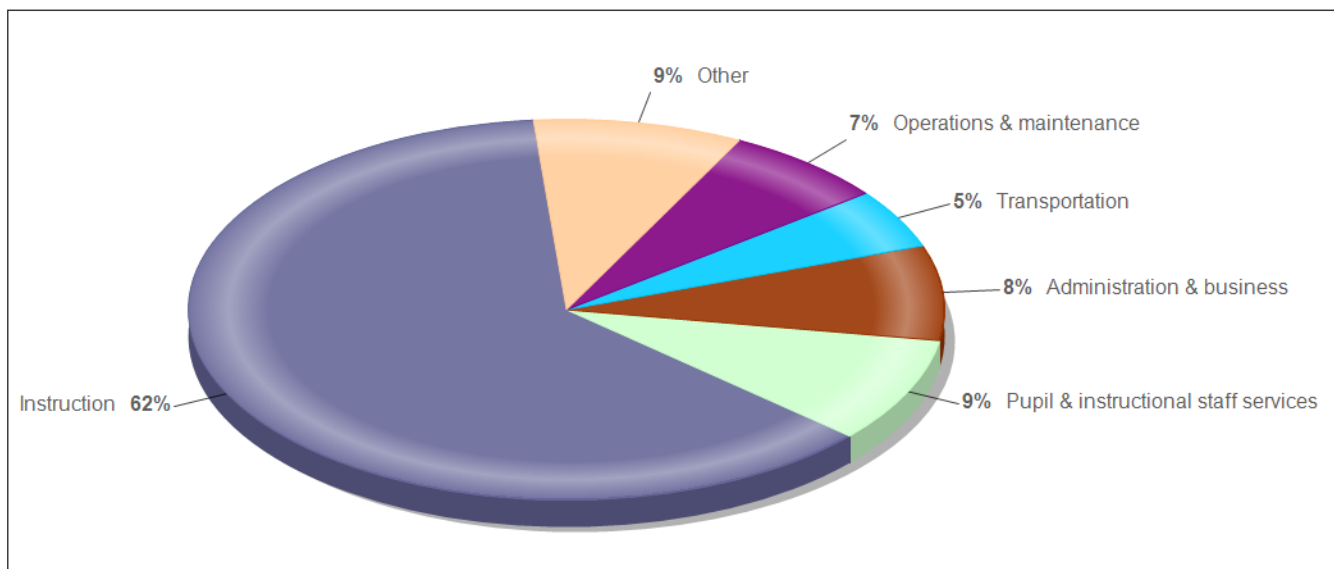
Property taxes accounted for the largest portion of the District's revenues, contributing 47%. The remainder of revenues came from state, federal grants and other sources. The total cost of all the District's programs was \$271.6, mainly related to instructing and caring for the students and student transportation at 76%.

Community Unit School District 308
Management's Discussion and Analysis (Unaudited)
As of and for the Year Ended June 30, 2017

District-Wide Revenues by Source



District-Wide Expenses by Function



Financial Analysis of the District's Funds

The District's Governmental Funds balance increased from \$43.7 to \$49.9.

Individual fund balances increased/decreased in the current year as follows: General Fund increased from \$15.4 to \$22.7, Transportation Fund increased from \$7.8 to \$8.4, Operations and Maintenance Fund decreased from \$1.9 to \$1.0, and Capital Projects Fund decreased from \$3.2 to \$2.3. Fund balance in the IMRF Fund, Debt Service Fund and Fire Prevention and Life Safety Fund had slight increases in the current year.

Community Unit School District 308

Management's Discussion and Analysis (Unaudited)

As of and for the Year Ended June 30, 2017

General Fund Budgetary Highlights

The School District's budget, is prepared according to Illinois law using the modified accrual basis of accounting, which is the same basis that is used for financial reporting, except that pension contributions made by the State of Illinois on-behalf of the School District, for which revenues and expenditures are equal, are not included in either budgeted revenues or expenditures.

For the General Fund, actual revenues were approximately \$153 million, 0.6% less than budgeted and actual expenditures were \$159.2 million, 1.8% more than budgeted for a net variance of \$3.7 million.

Capital Assets and Debt Administration

Capital assets

By the end of 2017, the District had compiled a total investment of \$501.7 (\$367.2 net of accumulated depreciation) in a broad range of capital assets including buildings, land and equipment. Total depreciation expense for the year was \$11.2. More detailed information about capital assets can be found in Note 5 of the basic financial statements.

| Table 3 Capital Assets (net of depreciation) (in millions of dollars) | | |
|--|--------------------|--------------------|
| | <u>2016</u> | <u>2017</u> |
| Land | \$ 14.3 | \$ 14.3 |
| Land improvements | 6.6 | 6.2 |
| Buildings and improvements | 350.4 | 341.3 |
| Equipment | 5.7 | 5.3 |
| Vehicles | 0.1 | 0.1 |
| Total | <u>\$ 377.1</u> | <u>\$ 367.2</u> |

Long-term debt

The District retired \$19.9 in bonds and issued \$19.2 in bonds in 2017. Capital leases and other were increased by \$4.8. At the end of fiscal 2017, the District had a debt margin of \$144.2. More detailed information on long-term debt can be found in Note 7 of the basic financial statements.

| Table 4 Outstanding Long-Term Debt (in millions of dollars) | | |
|--|--------------------|--------------------|
| | <u>2016</u> | <u>2017</u> |
| General Obligation Bonds | \$ 390.5 | \$ 389.8 |
| Capital leases and other | 23.4 | 28.2 |
| Total | <u>\$ 413.9</u> | <u>\$ 418.0</u> |

Community Unit School District 308
Management's Discussion and Analysis (Unaudited)
As of and for the Year Ended June 30, 2017

Factors Bearing on the District's Future

At the time these financial statements were prepared and audited, the District was aware of the following circumstances that will significantly affect financial operations in the future:

In FY 2017 the District absorbed the remaining special education cooperative employees making it the largest employer in Kendall County.

The District continues to pursue cost cutting measures and new revenue streams that will be needed to balance the FY 2019 budget and beyond.

Requests for Information

This financial report is designed to provide the District's citizens, taxpayers, and creditors with a general overview of the District's finances and to demonstrate the District's accountability for the money it receives. If you have questions about this report, or need additional financial information, contact the Business Office:

Asif Dada
Community Unit School District 308
4175 Route 71
Oswego, Illinois 60543

COMMUNITY UNIT SCHOOL DISTRICT 308

STATEMENT OF NET POSITION

AS OF JUNE 30, 2017

| | GOVERNMENTAL ACTIVITIES |
|--|----------------------------|
| Assets | |
| Cash and investments | \$ 61,043,901 |
| Receivables (net of allowance for uncollectibles): | |
| Property taxes | 61,797,487 |
| Replacement taxes | 324,219 |
| Intergovernmental | 8,675,653 |
| Other | 1,597,834 |
| Inventory | 71,494 |
| Capital assets: | |
| Land | 14,350,117 |
| Depreciable buildings, property and equipment, net | <u>352,822,497</u> |
| Total assets | <u>500,683,202</u> |
| Deferred outflows of resources | |
| Deferred charge on refunding | 6,260,063 |
| Deferred outflows related to pensions | <u>13,340,525</u> |
| Total deferred outflows of resources | <u>19,600,588</u> |
| Liabilities | |
| Accounts payable | 2,219,386 |
| Salaries and wages payable | 13,662,406 |
| Interest payable | 4,440,501 |
| Health claims payable | 1,647,742 |
| Long-term liabilities: | |
| Other long-term liabilities - due within one year | 18,984,209 |
| Other long-term liabilities - due after one year | <u>399,060,295</u> |
| Total liabilities | <u>440,014,539</u> |
| Deferred inflows of resources | |
| Property taxes levied for a future period | 62,282,997 |
| Deferred inflows related to pensions | <u>1,502,894</u> |
| Total deferred inflows of resources | <u>63,785,891</u> |
| Net position | |
| Net investment in capital assets | 40,197,004 |
| Restricted for: | |
| Operations and maintenance | 1,034,806 |
| Student transportation | 10,228,595 |
| Capital projects | 364 |
| Unrestricted | <u>(34,977,409)</u> |
| Total net position | <u>\$ 16,483,360</u> |

See Notes to Basic Financial Statements

COMMUNITY UNIT SCHOOL DISTRICT 308

STATEMENT OF ACTIVITIES FOR THE YEAR ENDED JUNE 30, 2017

| FUNCTIONS/PROGRAMS | EXPENSES | PROGRAM REVENUE | | NET (EXPENSES) |
|--------------------------------|----------------|-------------------------|--|----------------------------|
| | | CHARGES FOR SERVICES | OPERATING GRANTS AND CONTRIBUTIONS | REVENUE AND |
| | | | | GOVERNMENTAL |
| | | | | CHANGES IN NET POSITION |
| | | | | |
| Governmental activities | | | | |
| Instruction: | | | | |
| Regular programs | \$ 70,494,600 | \$ 7,066,389 | \$ 310,988 | \$ (63,117,223) |
| Special programs | 33,494,771 | 1,154,630 | 12,781,005 | (19,559,136) |
| Other instructional programs | 14,605,711 | 384,354 | 597,559 | (13,623,798) |
| State retirement contributions | 50,046,554 | - | 50,046,554 | - |
| Support Services: | | | | |
| Pupils | 17,746,807 | - | - | (17,746,807) |
| Instructional staff | 7,155,096 | - | 123,844 | (7,031,252) |
| General administration | 5,468,259 | - | - | (5,468,259) |
| School administration | 11,684,545 | - | - | (11,684,545) |
| Business | 5,502,163 | 3,474,808 | 2,678,420 | 651,065 |
| Transportation | 13,008,148 | 66,211 | 7,169,715 | (5,772,222) |
| Operations and maintenance | 18,408,151 | 494,322 | - | (17,913,829) |
| Central | 5,751,917 | - | - | (5,751,917) |
| Other supporting services | 658,468 | - | - | (658,468) |
| Community services | 245,113 | - | - | (245,113) |
| Interest and fees | 17,382,336 | - | - | (17,382,336) |
| Total governmental activities | \$ 271,652,639 | \$ 12,640,714 | \$ 73,708,085 | (185,303,840) |

General revenues:

Taxes:

| | |
|---|--------------------|
| Real estate taxes, levied for general purposes | 73,390,513 |
| Real estate taxes, levied for specific purposes | 20,779,327 |
| Real estate taxes, levied for debt service | 29,954,415 |
| Personal property replacement taxes | 2,051,888 |
| State aid-formula grants | 56,199,260 |
| Investment income | 194,507 |
| Miscellaneous | <u>1,185,152</u> |
| Total general revenues | <u>183,755,062</u> |

Change in net position (1,548,778)

Net position, beginning of year 18,032,138

Net position, end of year \$ 16,483,360

See Notes to Basic Financial Statements

COMMUNITY UNIT SCHOOL DISTRICT 308
GOVERNMENTAL FUNDS
BALANCE SHEET
AS OF JUNE 30, 2017
WITH COMPARATIVE TOTALS AS OF JUNE 30, 2016

| | GENERAL FUND | OPERATIONS AND MAINTENANCE FUND | TRANSPORTATION FUND | MUNICIPAL RETIREMENT/SOCIAL SECURITY FUND |
|---|----------------------|---------------------------------------|------------------------|---|
| Assets | | | | |
| Cash and investments | \$ 34,298,383 | \$ 1,410,117 | \$ 7,278,827 | \$ 869,872 |
| Receivables (net allowance for uncollectibles): | | | | |
| Property taxes | 36,729,480 | 5,296,336 | 2,974,569 | 1,940,992 |
| Replacement taxes | 324,219 | - | - | - |
| Intergovernmental | 5,098,869 | - | 3,576,784 | - |
| Other | 1,595,442 | - | 2,392 | - |
| Inventory | 71,494 | - | - | - |
| Prepaid items | - | - | - | - |
| Total assets | <u>\$ 78,117,887</u> | <u>\$ 6,706,453</u> | <u>\$ 13,832,572</u> | <u>\$ 2,810,864</u> |
| Liabilities, deferred inflows of resources, and fund balance | | | | |
| Liabilities | | | | |
| Accounts payable | \$ 1,321,961 | \$ 276,922 | \$ 605,490 | \$ - |
| Salaries and wages payable | 13,379,373 | 56,743 | 527 | 225,763 |
| Health claims payable | <u>1,647,742</u> | <u>-</u> | <u>-</u> | <u>-</u> |
| Total liabilities | <u>16,349,076</u> | <u>333,665</u> | <u>606,017</u> | <u>225,763</u> |
| Deferred inflows of resources | | | | |
| Property taxes levied for a future period | 37,018,126 | 5,337,982 | 2,997,960 | 1,956,250 |
| Unavailable state and federal aid receivable | <u>1,999,484</u> | <u>-</u> | <u>1,788,392</u> | <u>-</u> |
| Total deferred inflows of resources | <u>39,017,610</u> | <u>5,337,982</u> | <u>4,786,352</u> | <u>1,956,250</u> |
| Fund balance | | | | |
| Nonspendable | 71,494 | - | - | - |
| Restricted | - | 1,034,806 | 8,440,203 | 628,851 |
| Unassigned | <u>22,679,707</u> | <u>-</u> | <u>-</u> | <u>-</u> |
| Total fund balance | <u>22,751,201</u> | <u>1,034,806</u> | <u>8,440,203</u> | <u>628,851</u> |
| Total liabilities, deferred inflows of resources, and fund balance | <u>\$ 78,117,887</u> | <u>\$ 6,706,453</u> | <u>\$ 13,832,572</u> | <u>\$ 2,810,864</u> |

See Notes to Basic Financial Statements

| DEBT SERVICE FUND | CAPITAL PROJECTS FUND | FIRE PREVENTION AND LIFE SAFETY FUND | TOTAL | |
|----------------------|--------------------------|--|-----------------------|-----------------------|
| | | | 2017 | 2016 |
| \$ 14,816,169 | \$ 2,370,169 | \$ 364 | \$ 61,043,901 | \$ 54,373,320 |
| 14,856,110 | - | - | 61,797,487 | 62,514,599 |
| - | - | - | 324,219 | 334,492 |
| - | - | - | 8,675,653 | 4,292,912 |
| - | - | - | 1,597,834 | 1,473,406 |
| - | - | - | 71,494 | 71,494 |
| - | - | - | - | 65,288 |
| <u>\$ 29,672,279</u> | <u>\$ 2,370,169</u> | <u>\$ 364</u> | <u>\$ 133,510,588</u> | <u>\$ 123,125,511</u> |

| | | | | |
|------|---------------|------|-------------------|-------------------|
| \$ - | \$ 15,013 | \$ - | \$ 2,219,386 | \$ 1,250,671 |
| - | - | - | 13,662,406 | 11,591,817 |
| - | - | - | <u>1,647,742</u> | <u>1,900,820</u> |
| - | <u>15,013</u> | - | <u>17,529,534</u> | <u>14,743,308</u> |

| | | | | |
|-------------------|----------|----------|-------------------|-------------------|
| 14,972,679 | - | - | 62,282,997 | 61,634,757 |
| - | - | - | <u>3,787,876</u> | <u>3,027,829</u> |
| <u>14,972,679</u> | <u>-</u> | <u>-</u> | <u>66,070,873</u> | <u>64,662,586</u> |

| | | | | |
|-------------------|------------------|------------|-------------------|-------------------|
| - | - | - | 71,494 | 136,782 |
| 14,699,600 | 2,355,156 | 364 | 27,158,980 | 28,353,108 |
| - | - | - | <u>22,679,707</u> | <u>15,229,727</u> |
| <u>14,699,600</u> | <u>2,355,156</u> | <u>364</u> | <u>49,910,181</u> | <u>43,719,617</u> |

| | | | | |
|----------------------|---------------------|---------------|-----------------------|-----------------------|
| <u>\$ 29,672,279</u> | <u>\$ 2,370,169</u> | <u>\$ 364</u> | <u>\$ 133,510,588</u> | <u>\$ 123,125,511</u> |
|----------------------|---------------------|---------------|-----------------------|-----------------------|

COMMUNITY UNIT SCHOOL DISTRICT 308
RECONCILIATION OF THE GOVERNMENTAL FUNDS
BALANCE SHEET TO THE STATEMENT OF NET POSITION
AS OF JUNE 30, 2017

Total fund balances - governmental funds \$ 49,910,181

Amounts reported for governmental activities in the Statement of Net Position are different because:

Net capital assets used in governmental activities and included in the Statement of Net Position do not require the expenditure of financial resources and, therefore, are not reported in the Governmental Funds Balance Sheet. 367,172,614

Certain revenues receivable by the District and recognized in the Statement of Net Position do not provide current financial resources and are included as deferred inflows of resources in the Governmental Funds Balance Sheet. 3,787,876

Deferred outflows of resources related to pensions do not relate to current financial resources and are not included in the Governmental Funds Balance Sheet. 13,340,525

Deferred charge on refunding included in the Statement of Net Position is not available to pay for current period expenditures and, therefore, is not included in the Governmental Funds Balance Sheet. 6,260,063

Deferred inflows of resources related to pensions do not relate to current financial resources and are not included in the Governmental Funds Balance Sheet. (1,502,894)

Long-term liabilities applicable to the District's governmental activities are not due and payable in the current period, and accordingly, are not reported as fund liabilities. All liabilities, both current and long-term, are reported in the Statement of Net Position.

Balances at June 30, 2017 are:

| | | |
|---|--------------------|---------------|
| Bonds payable | \$ (369,228,225) | |
| Accrued incurred but not reported health claims | (1,603,815) | |
| Unamortized bond premium | (20,719,014) | |
| Unamortized bond discount | 111,346 | |
| Net other post employment obligation | (1,156,609) | |
| Net pension liabilities | (22,947,972) | |
| Capital leases | (299,209) | |
| Compensated absences | <u>(2,201,006)</u> | |
| | | (418,044,504) |

Interest on long-term liabilities accrued in the Statement of Net Position will not be paid with current financial resources and, therefore, is not recognized in the Governmental Funds Balance Sheet. (4,440,501)

Net position of governmental activities \$ 16,483,360

See Notes to Basic Financial Statements

COMMUNITY UNIT SCHOOL DISTRICT 308

GOVERNMENTAL FUNDS

STATEMENT OF REVENUES, EXPENDITURES AND CHANGES IN FUND BALANCES

FOR THE YEAR ENDED JUNE 30, 2017

WITH COMPARATIVE TOTALS FOR THE YEAR ENDED JUNE 30, 2016

| | GENERAL FUND | OPERATIONS AND MAINTENANCE FUND | TRANSPORTATION FUND | MUNICIPAL RETIREMENT/SOCIAL SECURITY FUND |
|--|----------------------|---------------------------------------|------------------------|---|
| Revenues | | | | |
| Property taxes | \$ 73,585,643 | \$ 10,610,383 | \$ 5,959,281 | \$ 3,863,944 |
| Corporate personal property replacement taxes | 1,433,240 | - | - | 618,648 |
| State aid | 107,775,883 | 5,000,016 | 7,131,588 | 1,406,000 |
| Federal aid | 7,833,811 | - | - | - |
| Investment income | 117,500 | 5,709 | 27,015 | 4,519 |
| Other | <u>12,449,732</u> | <u>902,317</u> | <u>66,305</u> | <u>-</u> |
| Total revenues | <u>203,195,809</u> | <u>16,518,425</u> | <u>13,184,189</u> | <u>5,893,111</u> |
| Expenditures | | | | |
| Current: | | | | |
| Instruction: | | | | |
| Regular programs | 69,217,111 | - | - | 1,038,867 |
| Special programs | 29,623,248 | - | - | 1,117,230 |
| Other instructional programs | 14,476,741 | - | - | 296,881 |
| State retirement contributions | 50,046,554 | - | - | - |
| Support Services: | | | | |
| Pupils | 15,928,264 | - | - | 493,330 |
| Instructional staff | 6,200,976 | - | - | 153,846 |
| General administration | 4,267,168 | - | - | 60,432 |
| School administration | 8,385,703 | - | - | 381,002 |
| Business | 5,581,593 | - | - | 91,775 |
| Transportation | 25 | - | 12,580,533 | 732,815 |
| Operations and maintenance | 19,604 | 16,064,713 | - | 1,158,633 |
| Central | 4,958,573 | - | - | 321,659 |
| Other supporting services | - | 617,527 | - | - |
| Community services | 224,630 | - | - | 12,118 |
| Payments to other districts and gov't units | 1,503 | - | - | - |
| Debt Service: | | | | |
| Principal | - | - | - | - |
| Interest and other | 93,251 | - | - | - |
| Capital outlay | <u>238,989</u> | <u>29,018</u> | <u>-</u> | <u>-</u> |
| Total expenditures | <u>209,263,933</u> | <u>16,711,258</u> | <u>12,580,533</u> | <u>5,858,588</u> |
| Excess (deficiency) of revenues over expenditures | <u>(6,068,124)</u> | <u>(192,833)</u> | <u>603,656</u> | <u>34,523</u> |
| Other financing sources (uses) | | | | |
| Transfers in | - | - | - | - |
| Transfers (out) | - | (734,929) | - | - |
| Principal on bonds sold | 13,452,816 | - | - | - |
| Premium on bonds sold | - | - | - | - |
| Payment to refunded bonds escrow agent | - | - | - | - |
| Total other financing sources (uses) | <u>13,452,816</u> | <u>(734,929)</u> | <u>-</u> | <u>-</u> |
| Net change in fund balance | 7,384,692 | (927,762) | 603,656 | 34,523 |
| Fund balance, beginning of year | <u>15,366,509</u> | <u>1,962,568</u> | <u>7,836,547</u> | <u>594,328</u> |
| Fund balance, end of year | <u>\$ 22,751,201</u> | <u>\$ 1,034,806</u> | <u>\$ 8,440,203</u> | <u>\$ 628,851</u> |

See Notes to Basic Financial Statements

| DEBT SERVICE FUND | CAPITAL PROJECTS FUND | FIRE PREVENTION AND LIFE SAFETY FUND | TOTAL | |
|----------------------|--------------------------|--|----------------------|----------------------|
| | | | 2017 | 2016 |
| \$ 29,954,415 | \$ - | \$ - | \$ 123,973,666 | \$ 124,780,506 |
| - | - | - | 2,051,888 | 1,812,889 |
| - | - | - | 121,313,487 | 103,196,223 |
| - | - | - | 7,833,811 | 6,081,956 |
| 24,690 | 15,070 | 4 | 194,507 | 58,673 |
| - | 558,101 | - | 13,976,455 | 10,573,830 |
| <u>29,979,105</u> | <u>573,171</u> | <u>4</u> | <u>269,343,814</u> | <u>246,504,077</u> |
| - | - | - | 70,255,978 | 71,071,184 |
| - | - | - | 30,740,478 | 14,992,018 |
| - | - | - | 14,773,622 | 12,921,464 |
| - | - | - | 50,046,554 | 40,640,204 |
| - | - | - | 16,421,594 | 7,284,775 |
| - | - | - | 6,354,822 | 5,274,718 |
| - | - | - | 4,327,600 | 3,241,578 |
| - | - | - | 8,766,705 | 8,595,448 |
| - | - | - | 5,673,368 | 5,632,638 |
| - | - | - | 13,313,373 | 12,244,513 |
| - | 939,428 | - | 18,182,378 | 18,755,230 |
| - | - | - | 5,280,232 | 5,523,634 |
| - | - | - | 617,527 | 659,379 |
| - | - | - | 236,748 | 122,388 |
| - | - | - | 1,503 | 15,106,441 |
| 19,154,781 | - | - | 19,154,781 | 22,100,651 |
| 11,690,544 | - | - | 11,783,795 | 12,919,542 |
| - | 569,185 | - | 837,192 | 1,072,853 |
| <u>30,845,325</u> | <u>1,508,613</u> | <u>-</u> | <u>276,768,250</u> | <u>258,158,658</u> |
| <u>(866,220)</u> | <u>(935,442)</u> | <u>4</u> | <u>(7,424,436)</u> | <u>(11,654,581)</u> |
| 734,929 | - | - | 734,929 | 709,554 |
| - | - | - | (734,929) | (709,554) |
| 162,184 | - | - | 13,615,000 | 96,780,000 |
| - | - | - | - | 15,260,178 |
| - | - | - | - | (110,933,093) |
| <u>897,113</u> | <u>-</u> | <u>-</u> | <u>13,615,000</u> | <u>1,107,085</u> |
| 30,893 | (935,442) | 4 | 6,190,564 | (10,547,496) |
| <u>14,668,707</u> | <u>3,290,598</u> | <u>360</u> | <u>43,719,617</u> | <u>54,267,113</u> |
| <u>\$ 14,699,600</u> | <u>\$ 2,355,156</u> | <u>\$ 364</u> | <u>\$ 49,910,181</u> | <u>\$ 43,719,617</u> |

COMMUNITY UNIT SCHOOL DISTRICT 308
RECONCILIATION OF THE GOVERNMENTAL FUNDS
STATEMENT OF REVENUES, EXPENDITURES AND CHANGES IN FUND BALANCES
TO THE STATEMENT OF ACTIVITIES
FOR THE YEAR ENDED JUNE 30, 2017

| | |
|--|-----------------------|
| Net change in fund balances - total governmental funds | \$ 6,190,564 |
| Amounts reported for governmental activities in the Statement of Activities are different because: | |
| Governmental funds report capital outlay as expenditures. However, in the Statement of Activities, the cost of these assets is allocated over their estimated useful lives and reported as depreciation expense. This is the amount by which depreciation expense exceeds current year net capital outlay in the current period. | (9,943,190) |
| The net effect of various miscellaneous transactions involving capital assets (sale, disposal, transfer, etc.) is to decrease net position. | (25,278) |
| Certain revenues included in the Statement of Activities do not provide current financial resources and, therefore, are included as deferred inflows of resources in the fund statements. | 760,047 |
| The issuance of long-term debt (bonds, capital leases, etc.) provides current financial resources to the governmental funds, while its principal repayment consumes current financial resources of the governmental funds. Neither transaction, however, has any effect on net position. This is the amount by which current year principal repayments exceeded proceeds from current year long-term financing arrangements. | 5,539,781 |
| Governmental funds report the effects of premiums, discounts and similar items when the debt is issued. However, these amounts are deferred and amortized in the Statement of Activities. This is the amount of the current year, net effect of these differences. | 185,109 |
| In the Statement of Activities, operating expenses are measured by the amounts incurred during the year. However, certain of these items are included in the governmental funds only to the extent that they require the expenditure of current financial resources: | |
| Interest payable | \$ (162,552) |
| Compensated absences | 417,686 |
| Other post employment benefits | 615,748 |
| Accrued incurred but not reported health claims | (322,023) |
| Accretion on bonds | (5,621,098) |
| Net pension liabilities | (5,760,122) |
| Deferred outflows of resources due to pensions | 5,689,068 |
| Deferred inflows of resources due to pensions | <u>887,482</u> |
| | <u>(4,255,811)</u> |
| Change in net position of governmental activities | <u>\$ (1,548,778)</u> |

See Notes to Basic Financial Statements

COMMUNITY UNIT SCHOOL DISTRICT 308
AGENCY FUND
STATEMENT OF FIDUCIARY ASSETS AND LIABILITIES
AS OF JUNE 30, 2017

| | AGENCY FUND |
|--|---------------------|
| <hr/> | |
| Assets | |
| Cash and investments | \$ 1,369,341 |
| Total assets | <u>\$ 1,369,341</u> |
| | |
| Liabilities | |
| Due to student groups | \$ 1,284,888 |
| Due to employees | 57,798 |
| Due to Southwest Prairie Conference Fund | <u>26,655</u> |
| Total liabilities | <u>\$ 1,369,341</u> |

See Notes to Basic Financial Statements

COMMUNITY UNIT SCHOOL DISTRICT 308

NOTES TO BASIC FINANCIAL STATEMENTS AS OF AND FOR THE YEAR ENDED JUNE 30, 2017

NOTE 1 - SUMMARY OF SIGNIFICANT ACCOUNTING POLICIES

Community Unit School District 308 (the "District") operates as a public school system governed by a seven-member board. The District is organized under the School Code of the State of Illinois, as amended. The accounting policies of the District conform to the accounting principles generally accepted in the United States of America, as applicable to local governmental units of this type. The following is a summary of the more significant accounting policies of the District:

Reporting Entity

This report includes all of the funds of the District. The reporting entity for the District consists of the primary government and its component units. Component units are legally separate organizations for which the primary government is financially accountable or other organizations for which the nature and significance of their relationship with the primary government are such that their exclusion would cause the reporting entity's financial statements to be misleading. The District has not identified any organizations that meet this criteria.

Basis of Presentation

Government-wide Financial Statements

The government-wide financial statements (i.e., the statement of net position and the statement of activities) report information on all of the nonfiduciary activities of the District. The effect of interfund activity has been removed from these statements. The District's operating activities are all considered "governmental activities", that is, activities normally supported by taxes and intergovernmental revenues. The District has no operating activities that would be considered "business activities".

The statement of activities demonstrates the degree to which the direct expenses of a given function are offset by program revenues. Direct expenses are those that are clearly identifiable with a specific function. Program revenues include: (1) amounts paid by the recipient of goods or services offered by the program and (2) grants and contributions that are restricted to meeting the operational or capital requirements of a particular function. Taxes and other items not properly included among program revenues are reported instead as general revenues.

Governmental Funds Financial Statements

Governmental funds financial statements are organized and operated on the basis of funds and are used to account for the District's general governmental activities. Fund accounting segregates funds according to their intended purpose, and is used to aid management in demonstrating compliance with finance-related legal and contractual provisions. A fund is an independent fiscal and accounting entity with a self-balancing set of accounts that comprise its assets, deferred outflows of resources, liabilities, deferred inflows of resources, reserves, fund balance, revenues and expenditures. The minimum number of funds is maintained consistent with legal and managerial requirements.

Separate financial statements are provided for all governmental funds and fiduciary funds; the fiduciary funds are excluded from the government-wide financial statements.

COMMUNITY UNIT SCHOOL DISTRICT 308

NOTES TO BASIC FINANCIAL STATEMENTS
AS OF AND FOR THE YEAR ENDED JUNE 30, 2017

NOTE 1 - SUMMARY OF SIGNIFICANT ACCOUNTING POLICIES - (CONTINUED)

Measurement Focus and Basis of Accounting

The government-wide financial statements are reported using the economic resources measurement focus, while the fiduciary fund statements do not have a measurement focus. The government-wide financial statements and the fiduciary fund financial statements are reported using the accrual basis of accounting. Revenues are recorded when earned and expenses are recorded when a liability is incurred, regardless of the timing of related cash flows. Property taxes are recognized as revenues in the year for which they are levied. Grants and similar items are recognized as revenue when all eligibility requirements have been met.

Governmental fund financial statements are reported using the flow of current financial resources measurement focus and the modified accrual basis of accounting. Revenues are recognized when they are both "measurable and available". "Measurable" means that the amount of the transaction can be determined, and "available" means collectible within the current period or soon enough thereafter to pay liabilities of the current period. For this purpose, the District considers all revenues available if they are collected within 60 days after year-end. Expenditures are recorded when the related fund liability is incurred. However, expenditures for unmatured principal and interest on general long-term debt are recognized when due; and certain compensated absences, claims and judgments are recognized when the obligations are expected to be liquidated with expendable available financial resources.

Major Governmental Funds

General Fund - the general operating fund of the District. It accounts for all financial resources except those required to be accounted for in another fund. This fund is primarily used for most of the instructional and administrative aspects of the District's operations. Revenues consist largely of local property taxes and state government aid.

Special Revenue Funds - account for the proceeds of specific revenue sources that are legally restricted or committed to expenditures for specified purposes, other than those accounted for in the Debt Service Fund, Capital Projects Funds or Fiduciary Funds.

Operations and Maintenance Fund - accounts for expenditures made for repair and maintenance of the District's buildings and land. Revenue consists primarily of local property taxes.

Transportation Fund - accounts for all revenue and expenditures made for student transportation. Revenue is derived primarily from local property taxes and state reimbursement grants.

Municipal Retirement / Social Security Fund - accounts for the District's portion of pension contributions to the Illinois Municipal Retirement Fund, payments to Medicare, and payments to the Social Security System for non-certified employees. Revenue to finance the contributions is derived primarily from local property taxes and personal property replacement taxes.

Debt Service Fund - accounts for the accumulation of resources that are restricted, committed, or assigned for, and the payment of, long-term debt principal, interest and related costs. The primary revenue source is local property taxes levied specifically for debt service.

Capital Project Funds - accounts for the financial resources that are restricted, committed, or assigned to be used for the acquisition or construction of, and/or additions to, major capital facilities.

Capital Projects Fund - accounts for construction projects and renovations financed through bond issuances.

COMMUNITY UNIT SCHOOL DISTRICT 308

NOTES TO BASIC FINANCIAL STATEMENTS
AS OF AND FOR THE YEAR ENDED JUNE 30, 2017

NOTE 1 - SUMMARY OF SIGNIFICANT ACCOUNTING POLICIES - (CONTINUED)

Fire Prevention and Life Safety Fund - accounts for State-approved life safety projects financed through serial bond issues or local property taxes levied specifically for such purposes.

Other Fund Types

Fiduciary Funds - account for assets held by the District in a trustee capacity or as an agent for individuals, private organizations, other governments or other funds.

Agency Funds - include Student Activity Funds, Convenience Accounts and Other Agency Funds. These funds are custodial in nature and do not present results of operations or have a measurement focus. Although the Board of Education has the ultimate responsibility for Activity Funds, they are not local education agency funds. Student Activity Funds account for assets held by the District which are owned, operated and managed generally by the student body, under the guidance and direction of adults or a staff member, for educational, recreational or cultural purposes. Convenience Accounts account for assets that are normally maintained by a local education agency as a convenience for its faculty, staff, etc.

On-behalf payments (payments made by a third party for the benefit of the district, such as payments made by the state to the Teachers' Retirement System) have been recognized in the financial statements.

Property taxes, replacement taxes, certain state and federal aid, and interest on investments are susceptible to accrual. Other receipts become measurable and available when cash is received by the District and recognized as revenue at that time.

Grant funds are considered to be earned to the extent of expenditures made under the provisions of the grant. Accordingly, when such funds are received, they are recorded as unearned revenues until earned.

All Financial Statements

The preparation of financial statements in conformity with generally accepted accounting principles requires management to make estimates and assumptions that affect the reported amounts of assets, deferred outflows of resources, liabilities, and deferred inflows of resources and disclosure of contingent assets, deferred outflows of resources, liabilities, and deferred inflows of resources at the date of the financial statements and the reported amounts of revenues and expenditures/expenses during the reporting period. Actual results could differ from those estimates.

Assets, Deferred Outflows of Resources, Liabilities, Deferred Inflows of Resources, and Net Position or Equity

Deposits and Investments

State statutes authorize the District to invest in obligations of the U.S. Treasury, certain highly-rated commercial paper, corporate bonds, repurchase agreements, and the State Treasurer's Investment Pool. Investments are stated at fair value. Changes in fair value of investments are included as investment income.

COMMUNITY UNIT SCHOOL DISTRICT 308

NOTES TO BASIC FINANCIAL STATEMENTS
AS OF AND FOR THE YEAR ENDED JUNE 30, 2017

NOTE 1 - SUMMARY OF SIGNIFICANT ACCOUNTING POLICIES - (CONTINUED)

Receivables and Payables

Transactions between funds that are representative of lending/borrowing arrangements outstanding at the end of the fiscal year are referred to as "due to/from other funds". These amounts are eliminated in the governmental activities column in the statement of net position. Receivables are expected to be collected within one year.

Unearned Revenue

Governmental funds report unearned revenue in connection with resources that have been received, but not yet earned.

Property Tax Revenues

The District must file its tax levy resolution by the last Tuesday in December of each year. The District's 2016 levy resolution was approved during the September 26, 2016 board meeting. The District's property tax is levied each year on all taxable real property located in the District and it becomes a lien on the property on January 1 of that year. The owner of real property on January 1 in any year is liable for taxes of that year.

The tax rate ceilings are applied at the fund level. These ceilings are established by state law subject to change only by the approval of the voters of the District.

The PTELA limitation is applied in the aggregate to the total levy (excluding certain levies for the repayment of debt). PTELA limits the increase in total taxes billed to the lesser of 5% or the percentage increase in the Consumer Price Index (CPI) for the preceding year. The amount can be exceeded to the extent there is "new growth" in the District's tax base. The new growth consists of new construction, annexations and tax increment finance district property becoming eligible for taxation. The CPI rates applicable to the 2016 and 2015 tax levies were 0.7% and 0.8%, respectively.

Property taxes are collected by the County Collector/Treasurer, who remits to the District its share of collections. Taxes levied in one year become due and payable in two equal installments: the first due on June 1 and the second due on September 1. Property taxes are normally collected by the District within 60 days of the respective installment dates.

The 2016 property tax levy is recognized as a receivable in fiscal 2017, net of estimated uncollectible amounts approximating 0.10% and less amounts already received. The District considers that the first installment of the 2016 levy is to be used to finance operations in fiscal 2017. The District has determined that the second installment of the 2016 levy is to be used to finance operations in fiscal 2018 and has included the corresponding receivable as a deferred inflow of resources.

Personal Property Replacement Taxes

Personal property replacement taxes are first allocated to the Municipal Retirement / Social Security Fund, and the balance is allocated to the remaining funds at the discretion of the District.

Inventory

Inventories are recorded at the lower of cost or market on a first-in-first-out basis and are expensed when used.

COMMUNITY UNIT SCHOOL DISTRICT 308

NOTES TO BASIC FINANCIAL STATEMENTS
AS OF AND FOR THE YEAR ENDED JUNE 30, 2017

NOTE 1 - SUMMARY OF SIGNIFICANT ACCOUNTING POLICIES - (CONTINUED)

Prepaid Items

Certain payments to vendors that reflect costs applicable to future accounting periods are recorded as prepaid items in both the government-wide and fund financial statements. The cost of prepaid items is recorded as expenditures/expenses when consumed rather than when purchased.

Capital Assets

Capital assets, which include land, construction in progress, land improvements, buildings and building improvements, equipment, vehicles and intangible assets are reported in the government-wide financial statements. Capital assets are defined by the District as assets with an initial individual cost of more than \$5,000 and an estimated useful life of more than 1 year. Such assets are recorded at historical cost or estimated historical cost if purchased or constructed. Donated capital assets are recorded at acquisition value at the date of donation.

Depreciation of capital assets is provided using the straight-line method over the following estimated useful lives:

| <i>Assets</i> | <i>Years</i> |
|----------------------------|--------------|
| Land improvements | 15-20 |
| Buildings and improvements | 20-50 |
| Equipment | 5-20 |
| Vehicles | 8 |

In the fund financial statements, capital assets used in governmental fund operations are accounted for as capital outlay expenditures of the governmental fund upon acquisition.

Deferred Outflows of Resources

A deferred outflow of resources represents a consumption of net position that applies to a future period and will not be recognized as an outflow of resources (expense/expenditure) until that future time.

A deferred charge on refunding arise from advance refunding of debt. The difference between the cost of the securities placed in trust for future payment of refunded debt and the net carrying value of that debt is deferred and amortized as a component of interest expense over the shorter of the term of the refunding issue or the original term of the refunded debt. The unamortized amount is reported as a deferred outflow of resources in the government-wide statements.

Compensated Absences

Under terms of employment, employees are granted sick leave and vacations in varying amounts. Only benefits considered to be vested are disclosed in these statements.

All vested vacation and sick leave pay is accrued when incurred in the government-wide financial statements. A liability for these amounts is reported in governmental funds only if they have matured, for example, as a result of employee resignations and retirements, or are payable with expendable available resources.

COMMUNITY UNIT SCHOOL DISTRICT 308

NOTES TO BASIC FINANCIAL STATEMENTS AS OF AND FOR THE YEAR ENDED JUNE 30, 2017

NOTE 1 - SUMMARY OF SIGNIFICANT ACCOUNTING POLICIES - (CONTINUED)

Payments for vacation and sick leave will be made at rates in effect when the benefits are used. Accumulated vacation and sick leave liabilities at June 30, 2017 are determined on the basis of current salary rates and include salary related payments.

All full-time twelve-month maintenance employees are eligible for paid vacation. On July 1 of each year, employees accrue a year of vacation service and upon initial employment, the employee will accrue 1 day per month. Days are earned as follows: 12 days per 0-5 years of service, 18 days for 6-15 years of service, and 24 days for 16 + years of service. Upon termination, following full year of employment, employees shall be compensated at their regular salary rate for unused accrued vacation days.

Administrative employees accrue a year of vacation service on July 1. Upon employment, 12 month administrative employees earn 1 day per month. Days are earned as follows: 12 days for 0-5 years of service, 18 days for 6-15 years, and 24 days for more than 16 years. Vacation days can be carried over to a maximum of double their yearly allotment. Failure to utilize these days will result in the employee forfeiting the days.

Maintenance and transportation employees receive 12 sick days per year, accumulating up to 240 days. IMRF requires 240 days for the maximum benefit of one year toward retirement. For maintenance employees, any days over the 240 days, the District will pay \$60 for each day over 240 days up to and not to exceed 100 days at the time of retirement or termination. If an employee who wishes to retire has a balance of accrued, unused sick leave days under 240, employee will be compensated by the district at a rate of \$80 per day up to 100 days. When a maintenance employee terminates employment with the district for other than retirement, employee shall cash out all unused, accumulated sick leave days at \$60 per day. For transportation employees, any days over 240 days, the District will pay \$80 for each day over 240 days up to and not to exceed 80 days at the time of retirement.

Long-Term Obligations

In the government-wide financial statements, long-term debt and other long-term obligations are reported as liabilities in the statement of net position. Bond premiums and discounts are deferred and amortized over the life of the applicable bonds using the effective interest method. The balance at year end for premiums/discounts is shown as an increase or decrease in the liability section of the statement of net position.

In the fund financial statements, governmental funds recognize bond premiums and discounts during the period incurred. The face amount of debt issued is reported as other financing sources. Premiums received on debt issuances are reported as other financing sources while discounts on debt issuances are reported as other financing uses.

Deferred Inflows of Resources

A deferred inflow of resources represents an acquisition of net position that applies to a future period and therefore will not be recognized as an inflow of resources (revenue) until that future time.

COMMUNITY UNIT SCHOOL DISTRICT 308

NOTES TO BASIC FINANCIAL STATEMENTS
AS OF AND FOR THE YEAR ENDED JUNE 30, 2017

NOTE 1 - SUMMARY OF SIGNIFICANT ACCOUNTING POLICIES - (CONTINUED)

Equity Classifications

Equity is classified as net position in the government-wide financial statements and displayed in three components:

Net investment in capital assets - Consists of capital assets including restricted capital assets, net of accumulated depreciation and reduced by the outstanding balances of any bonds, mortgages, notes, or other borrowings that are attributable to the acquisition, construction, or improvement of those assets less than any unspent debt proceeds.

Restricted net position - Consists of net position with constraints placed on its use either by 1) external groups such as creditors, grantors, contributors, or laws or regulations of other governments or, 2) law through constitutional provisions or enabling legislation.

Unrestricted net position - All other net position that does not meet the definition of "restricted" or "net investment in capital assets."

When both restricted and unrestricted resources are available for use, it is the District's policy to use restricted resources first and then unrestricted resources.

Equity is classified as fund balance in the fund financial statements and displayed in five components:

Nonspendable - includes amounts not in spendable form, such as inventory, or amounts required to be maintained intact legally or contractually (principal endowment) (e.g. inventory, pre-paid items, permanent scholarships).

Restricted - includes amounts constrained for a specific purpose by external parties (e.g. Debt Service, Capital Projects, State and Federal Grant Funds).

Committed - includes amounts constrained for a specific purpose by a government using its highest level of decision making authority, the Board of Education. This formal action (a resolution) must occur prior to the end of the reporting period, but the amount of the commitment, which will be subject to the constraints, may be determined in the subsequent period. Any changes to the constraints imposed require the same formal action of the Board of Education board that originally created the commitment.

Assigned - includes general fund amounts constrained for a specific purpose by the Board of Education or by an official that has been delegated authority to assign amounts. The Board of Education has declared that authority to any other body or official to assign amounts for a specific purpose within the General Fund may assign amounts for a specific purpose. The Board of Education may also take official action to assign amounts. Additionally, all remaining positive spendable amounts in governmental funds, other than the General Fund, that are neither restricted nor committed are considered assigned. Assignments may take place after the end of the reporting period.

Unassigned - includes residual positive fund balance within the General Fund which has not been classified within the other above mentioned categories. Unassigned fund balance may also include negative balances for any governmental fund if expenditures exceed amounts restricted, committed or assigned for those specific purposes.

COMMUNITY UNIT SCHOOL DISTRICT 308

NOTES TO BASIC FINANCIAL STATEMENTS
AS OF AND FOR THE YEAR ENDED JUNE 30, 2017

NOTE 1 - SUMMARY OF SIGNIFICANT ACCOUNTING POLICIES - (CONTINUED)

In circumstances where an expenditure is to be made for a purpose for which amounts are available in multiple fund balance classifications, the order in which resources will be expended is as follows: restricted fund balance, followed by committed fund balance, assigned fund balance, and lastly, unassigned fund balance.

Governmental fund balances reported on the fund financial statements at June 30, 2017 are as follows:

The nonspendable fund balance in the General Fund is comprised of \$71,494 for inventory. The remaining restricted fund balances are for the purpose of the respective funds as described above in the Major Governmental Funds section. The committed and assigned fund balances, if any, are for the purpose of the respective fund as described above in the Major Governmental Funds section.

Comparative Data

The financial statements include summarized prior-year comparative information. Such information does not include sufficient detail to constitute a presentation in conformity with accounting principles generally accepted in the United States of America. Accordingly, such information should be read in conjunction with the District's financial statements for the year ended June 30, 2016, from which such summarized information was derived.

Eliminations and Reclassifications

In the process of aggregating data for the government-wide financial statements, some amounts reported as interfund activity and balances were eliminated or reclassified.

NOTE 2 - STEWARDSHIP, COMPLIANCE AND ACCOUNTABILITY

Excess of Expenditures over Budget

For the year ended June 30, 2017, expenditures exceeded budget in the General Fund, Transportation Fund, Municipal Retirement/Social Security Fund, Debt Service Fund and Capital Projects Fund by \$2,783,757, \$664,501, \$32,102, \$471,168, and \$1,405,339, respectively. These excesses were funded by available fund balances or bond proceeds.

NOTE 3 - DEPOSITS AND INVESTMENTS

At year end, the District's cash and investments was comprised of the following:

| | Government- wide | Fiduciary | Total |
|----------------------|-----------------------------|---------------------|----------------------|
| Cash and investments | \$ 61,043,901 | \$ 1,369,341 | \$ 62,413,242 |
| Total | <u>\$ 61,043,901</u> | <u>\$ 1,369,341</u> | <u>\$ 62,413,242</u> |

COMMUNITY UNIT SCHOOL DISTRICT 308

NOTES TO BASIC FINANCIAL STATEMENTS
AS OF AND FOR THE YEAR ENDED JUNE 30, 2017

NOTE 3 - DEPOSITS AND INVESTMENTS - (CONTINUED)

For disclosure purposes, this amount is segregated into the following components: 1) deposits with financial institutions, which include amounts held in demand accounts, savings accounts and non-negotiable certificates of deposit; and 2) other investments, which consist of all investments other than certificates of deposit, as follows:

| | <i>Cash and investments</i> |
|--------------------------------------|--|
| Deposits with financial institutions | \$ 26,975,465 |
| Other investments - ISDLAF | <u>35,437,777</u> |
| Total | <u><u>\$ 62,413,242</u></u> |

Interest Rate Risk. Interest rate risk is the risk that changes in interest rates will adversely affect the value of an investment. The District's investment policy does not limit the District's investment portfolio to specific maturities.

Credit Risk. Credit risk is the risk that an issuer or other counterparty to an investment will not fulfill its obligations. State Statutes limit the investments in commercial paper and corporate bonds to the top three ratings of two nationally recognized statistical rating organizations (NRSRO's). The District is also authorized to invest in ISDLAF and the Illinois Funds. The District restricted its investments to only investments listed above.

The Illinois School District Liquid Asset Fund Plus (ISDLAF+) is a not-for-profit investment trust formed pursuant to the Illinois Municipal Code and managed by a Board of Trustees elected from participating members. The trust is not registered with the SEC as an investment company. Investments are rated AAAM and are valued at share price, which is the price for which the investment could be sold.

Concentration of Credit Risk. Concentration of credit risk is the risk of loss attributed to the magnitude of a government's investment in a single issuer. The District's investment policy does not restrict the amount of investment in any one issuer. The ISDLAF is not subject to concentration of credit risk.

Custodial Credit Risk - Deposits. With respect to deposits, custodial credit risk refers to the risk that, in the event of a bank failure, the District's deposits may not be returned to it. The District's investment policy limits the exposure to deposit custodial credit risk by requiring all deposits in excess of FDIC insurable limits to be secured by collateral in the event of default or failure of the financial institution holding the funds. As of June 30, 2017, the bank balance of the District's deposit with financial institutions totaled \$31,321,484; the entire amount was collateralized or insured.

Custodial Credit Risk - Investments. With respect to investments, custodial credit risk is the risk that, in the event of the failure of the counterparty, the government will not be able to recover the value of its investments or collateral securities that are in the possession of an outside party. The District's investment policy limits the exposure to investment custodial credit risk by requiring all investments be secured by private insurance or collateral.

Separate cash and investment accounts are not maintained for all District funds; instead, the individual funds maintain their invested and uninvested balances in the common checking and investment accounts, with accounting records being maintained to show the portion of the common account balance attributable to each participating fund.

COMMUNITY UNIT SCHOOL DISTRICT 308

NOTES TO BASIC FINANCIAL STATEMENTS
AS OF AND FOR THE YEAR ENDED JUNE 30, 2017

NOTE 4 - INTERFUND TRANSFERS

During the year, the Board transferred \$430,500 from the Operations and Maintenance Fund to the Debt Service Fund for Alternate Revenue Bonds principal and interest payments.

The District also made a transfer of \$304,429 from the Operations and Maintenance Fund to the Debt Service Fund for the capital lease principal and interest payment.

State law allows for the above transfers.

NOTE 5 - CAPITAL ASSETS

Capital asset activity for the District for the year ended June 30, 2017, was as follows:

| | <i>Beginning Balance</i> | <i>Increases</i> | <i>Decreases</i> | <i>Ending Balance</i> |
|---|-------------------------------------|-------------------------|-------------------------|----------------------------------|
| <u>Capital assets not being depreciated:</u> | | | | |
| Land | \$ 14,350,117 | \$ - | \$ - | \$ 14,350,117 |
| Total capital assets not being depreciated | <u>14,350,117</u> | <u>-</u> | <u>-</u> | <u>14,350,117</u> |
| <u>Capital assets being depreciated:</u> | | | | |
| Land improvements | 15,030,490 | 233,021 | - | 15,263,511 |
| Buildings | 454,494,514 | 200,580 | - | 454,695,094 |
| Equipment | 16,071,228 | 834,111 | 178,033 | 16,727,306 |
| Vehicles | <u>665,985</u> | <u>-</u> | <u>-</u> | <u>665,985</u> |
| Total capital assets being depreciated | <u>486,262,217</u> | <u>1,267,712</u> | <u>178,033</u> | <u>487,351,896</u> |
| <u>Less Accumulated Depreciation for:</u> | | | | |
| Land improvements | 8,444,127 | 637,147 | - | 9,081,274 |
| Buildings | 104,055,373 | 9,328,162 | - | 113,383,535 |
| Equipment | 10,403,084 | 1,219,560 | 152,755 | 11,469,889 |
| Vehicles | <u>568,668</u> | <u>26,033</u> | <u>-</u> | <u>594,701</u> |
| Total accumulated depreciation | <u>123,471,252</u> | <u>11,210,902</u> | <u>152,755</u> | <u>134,529,399</u> |
| Net capital assets being depreciated | <u>362,790,965</u> | <u>(9,943,190)</u> | <u>25,278</u> | <u>352,822,497</u> |
| Net governmental activities capital assets | <u>\$ 377,141,082</u> | <u>\$ (9,943,190)</u> | <u>\$ 25,278</u> | <u>\$ 367,172,614</u> |

COMMUNITY UNIT SCHOOL DISTRICT 308

NOTES TO BASIC FINANCIAL STATEMENTS
AS OF AND FOR THE YEAR ENDED JUNE 30, 2017

NOTE 5 - CAPITAL ASSETS - (CONTINUED)

Depreciation expense was recognized in the operating activities of the District as follows:

| <i>Governmental Activities</i> | <i>Depreciation</i> |
|--|-----------------------------|
| Regular programs | \$ 4,359,331 |
| Special programs | 1,887,309 |
| Other instructional programs | 748,840 |
| Pupils | 498,696 |
| Instructional staff | 324,965 |
| General administration | 200,936 |
| School administration | 533,910 |
| Business | 356,488 |
| Transportation | 727,490 |
| Operations and maintenance | 1,176,821 |
| Central | 347,819 |
| Other supporting services | 40,941 |
| Community services | <u>7,356</u> |
| Total depreciation expense - governmental activities | <u><u>\$ 11,210,902</u></u> |

NOTE 6 - OPERATING LEASES

The District leases various vehicles and other equipment under noncancelable operating leases. Total costs for such leases were \$1,483,208 for the year ended June 30, 2017. At June 30, 2017, future minimum lease payments for these leases are as follows:

| <i>Year Ending June 30,</i> | <i>Amount</i> |
|------------------------------------|----------------------------|
| 2018 | \$ 1,539,294 |
| 2019 | 2,228,381 |
| 2020 | 1,328,296 |
| 2021 | 3,095,800 |
| 2022 | <u>28,874</u> |
| Total | <u><u>\$ 8,220,645</u></u> |

COMMUNITY UNIT SCHOOL DISTRICT 308NOTES TO BASIC FINANCIAL STATEMENTS
AS OF AND FOR THE YEAR ENDED JUNE 30, 2017**NOTE 7 - LONG TERM LIABILITIES**

Changes in General Long-term Liabilities. The following is the long-term liability activity for the District for the year ended June 30, 2017:

| | <i>Beginning Balance</i> | <i>Additions</i> | <i>Deletions</i> | <i>Ending Balance</i> | <i>Due Within One Year</i> |
|---|-------------------------------------|-------------------------|-------------------------|----------------------------------|---------------------------------------|
| General obligation bonds | \$ 260,335,000 | \$ 13,615,000 | \$ 15,915,000 | \$ 258,035,000 | \$ 16,380,000 |
| Capital appreciation bonds | 108,102,127 | 5,621,098 | 2,530,000 | 111,193,225 | 2,005,000 |
| Alternate revenue bonds | 420,000 | - | 420,000 | - | - |
| Unamortized premium | 21,743,324 | - | 1,024,310 | 20,719,014 | - |
| Unamortized discount | (132,555) | - | (21,209) | (111,346) | - |
| Total bonds payable | <u>390,467,896</u> | <u>19,236,098</u> | <u>19,868,101</u> | <u>389,835,893</u> | <u>18,385,000</u> |
| IBNR health claims | 1,281,792 | 322,023 | - | 1,603,815 | - |
| Capital leases | 588,990 | - | 289,781 | 299,209 | 299,209 |
| Net pension liability - IMRF | 8,211,520 | 5,980,086 | 2,493,714 | 11,697,892 | - |
| Net pension liability - TRS | 8,976,330 | 3,513,273 | 1,239,523 | 11,250,080 | - |
| Net OPEB obligation | 1,772,357 | 179,373 | 795,121 | 1,156,609 | - |
| Compensated absences | <u>2,618,692</u> | <u>5,715,072</u> | <u>6,132,758</u> | <u>2,201,006</u> | <u>300,000</u> |
| Total long-term liabilities - governmental activities | <u>\$ 413,917,577</u> | <u>\$ 34,945,925</u> | <u>\$ 30,818,998</u> | <u>\$ 418,044,504</u> | <u>\$ 18,984,209</u> |

The obligations for the compensated absences, net OPEB obligation and IBNR health claims will be repaid from the General Fund. The net pension liability will be repaid from both the General Fund and the Municipal Retirement / Social Security Fund.

COMMUNITY UNIT SCHOOL DISTRICT 308

NOTES TO BASIC FINANCIAL STATEMENTS
AS OF AND FOR THE YEAR ENDED JUNE 30, 2017

NOTE 7 - LONG TERM LIABILITIES - (CONTINUED)

General Obligation Bonds. General obligation bonds are direct obligations and pledge the full faith and credit of the District. General obligation bonds currently outstanding are as follows:

| Purpose | Interest Rates | Original Indebtedness | Carrying Amount |
|---|-----------------------|----------------------------------|----------------------------|
| Series 2003C General Obligation Capital Appreciation Bonds dated July 9, 2003 are due in annual installments through October 1, 2018 | 3.99% - 4.88% | \$ 49,999,926 | \$ 171,019 |
| Series 2005 General Obligation Capital Appreciation Bonds dated June 15, 2005 are due in annual installments through October 1, 2018 | 4.13% - 4.72% | 17,744,976 | 8,185,202 |
| Series 2007A General Obligation School Refunding Bonds dated August 27, 2007 are due in annual installments through October 1, 2022 | 4.0% - 4.5% | 29,220,000 | 21,770,000 |
| Series 2008 General Obligation Capital Appreciation Bonds dated May 6, 2008 are due in annual installments through February 1, 2028 | 5.24% | 79,998,396 | 102,837,004 |
| Series 2011 General Obligation School Refunding Bonds dated March 7, 2011 are due in annual installments through February 1, 2027 | 5.25% - 5.5% | 22,840,000 | 22,840,000 |
| Series 2011A General Obligation Unlimited Tax School Bonds dated October 18, 2011 are due in annual installments through February 1, 2030 | 2.0% - 5.0% | 66,095,000 | 57,505,000 |
| Series 2012 General Obligation School Refunding Bonds dated March 8, 2012 are due in annual installments through October 1, 2021 | 2.0% - 4.00% | 28,905,000 | 17,285,000 |
| Series 2013 General Obligation School Refunding Bonds dated December 26, 2013 are due in annual installments through October 1, 2032 | 2.0% - 4.75% | 9,585,000 | 6,770,000 |
| Series 2014 General Obligation School Refunding Bonds dated April 23, 2014 are due in annual installments through February 1, 2030 | 2.0% - 4.17% | 9,825,000 | 9,660,000 |
| Series 2015 General Obligation School Refunding Bonds dated April 1, 2015 are due in annual installments through February 1, 2030 | 3.0% - 4.0% | 15,170,000 | 11,810,000 |
| Series 2016 General Obligation Refunding Bonds dated March 1, 2016 are due in annual installments through February 1, 2036 | 4.0% - 5.0% | 96,780,000 | 96,780,000 |
| Series 2017A General Obligation Limited School Bonds dated February 23, 2017 are due in annual installments through February 1, 2022 | 1.0% - 3.0% | <u>13,615,000</u> | <u>13,615,000</u> |
| Total | | <u>\$ 439,778,298</u> | <u>\$ 369,228,225</u> |

In prior years, the District defeased certain general obligation and other bonds by placing the proceeds of new bonds in an irrevocable trust to provide for all future debt service payments on the old bonds. Accordingly, the trust account assets and the liability for the defeased bonds are not included in the District's financial statements. At June 30, 2017, \$17,980,000 of bonds outstanding are considered defeased.

COMMUNITY UNIT SCHOOL DISTRICT 308

NOTES TO BASIC FINANCIAL STATEMENTS
AS OF AND FOR THE YEAR ENDED JUNE 30, 2017

NOTE 7 - LONG TERM LIABILITIES - (CONTINUED)

Annual debt service requirements to maturity for general obligation bonds are as follows for governmental type activities:

| | <i>Principal</i> | <i>Interest</i> | <i>Total</i> |
|-------------|-----------------------|-----------------------|-----------------------|
| 2018 | \$ 18,385,000 | \$ 11,580,716 | \$ 29,965,716 |
| 2019 | 21,870,000 | 11,075,803 | 32,945,803 |
| 2020 | 27,700,000 | 10,606,928 | 38,306,928 |
| 2021 | 28,070,000 | 10,324,666 | 38,394,666 |
| 2022 | 28,815,000 | 9,969,178 | 38,784,178 |
| 2023 - 2027 | 98,115,000 | 43,087,825 | 141,202,825 |
| 2028 - 2032 | 130,045,000 | 29,583,431 | 159,628,431 |
| 2033 - 2036 | <u>62,865,000</u> | <u>7,799,463</u> | <u>70,664,463</u> |
| Total | <u>\$ 415,865,000</u> | <u>\$ 134,028,010</u> | <u>\$ 549,893,010</u> |

Interest maturities include \$40,929,273 of accreted interest on capital appreciation bonds, which is included as long-term debt on the statement of net position.

On November 7, 2006, the voters of the District approved a referendum providing for the issuance of \$450,000,000 in general obligation bonds for the purpose of building and equipping one new high school building, four new junior high school buildings, eight new elementary school buildings, an early childhood building, a maintenance building, a transportation facility, additions to existing school buildings, and alter, repair, equip, and provide technology improvements to existing buildings. Based on provisions specifically added for the District to the School Code of the State of Illinois Section 19-1, the bonds issued in the current year and future years related to this referendum are not subject to the District's legal debt limitation. Of the general obligation bonds outstanding at June 30, 2017, \$225,998,062 is not subject to the District's legal debt limitation.

The District is subject to the Illinois School Code, which limits the amount of certain indebtedness to 13.8% of the most recent available equalized assessed valuation of the District. As of June 30, 2017, the statutory debt limit for the District was \$246,821,979, providing a debt margin of \$144,221,880.

Capital Leases. The District has entered into a lease agreement as lessee for financing the acquisition of equipment. The lease agreement qualifies as a capital lease for accounting purposes and, therefore, the assets and obligations have been recorded at the present value of the future minimum lease payments as of the inception date. At June 30, 2017, \$1,144,499 of amounts included in capital assets were acquired via capital leases. The obligations for the capital leases will be repaid from the Debt Service Fund funded by transfers from the Operations and Maintenance Fund. The future minimum lease obligations and the net present value of these minimum lease payments as of June 30, 2017, are as follows:

| | <i>Amount</i> |
|---|-------------------|
| 2018 | \$ 304,430 |
| Total minimum lease payments | 304,430 |
| Less: amount representing interest | <u>(5,221)</u> |
| Present value of minimum lease payments | <u>\$ 299,209</u> |

COMMUNITY UNIT SCHOOL DISTRICT 308

NOTES TO BASIC FINANCIAL STATEMENTS
AS OF AND FOR THE YEAR ENDED JUNE 30, 2017

NOTE 8 - SHORT-TERM DEBT

A summary of activity in short-term debt of the District is as follows:

| | <i>Beginning Balance</i> | <i>Issued</i> | <i>Retired</i> | <i>Ending Balance</i> |
|-----------------------------------|------------------------------|----------------------|----------------------|---------------------------|
| Tax anticipation warrants payable | \$ - | \$ 15,000,000 | \$ 15,000,000 | \$ - |
| Total | <u>\$ -</u> | <u>\$ 15,000,000</u> | <u>\$ 15,000,000</u> | <u>\$ -</u> |

The short-term debt was issued due to meet current obligations.

NOTE 9 - RISK MANAGEMENT

The District is exposed to various risks of loss related to theft of, damage to, and destruction of assets; errors and omissions; workers compensation; and natural disasters. To protect from such risks, the District participates in the following public entity risk pools: IASB Illinois School District Agency Property/Casualty Self-Insurance Pool. The day-to-day operations of the Pool are managed through a Board of Trustees, elected by member districts. The District pays annual premiums to the pools for insurance coverage. The arrangements with the pools provide that each will be self-sustaining through member premiums and will reinsure through commercial companies for claims in excess of certain levels established by the pools. There have been no significant reductions in insurance coverage from coverage in any of the past three fiscal years.

The District is a member of the IASB Endorsed Workers' Compensation Self-Insurance Trust, which has been formed to reduce local school districts' workers' compensation costs. The day-to-day operations of the Trust are managed through a Board of Trustees, elected by the member districts. Each member district has a financial responsibility for the annual membership contributions which are calculated to provide for the administrative expenses, specific and aggregate excess insurance coverage, and the funding of anticipated losses and loss adjustment expenses which will be borne directly by the membership.

The District is self-insured for medical, dental, and vision coverage that is provided to District personnel. A third party administrator administers claims for a monthly fee per participant. Expenditures are recorded as incurred in the form of direct contributions from the District to the third party administrator for payment of employee health claims and administration fees. The District's liability will not exceed \$200,000 per employee, as provided by stop-loss provisions incorporated in the plan. All claim handling procedures are performed by an independent claims administrator.

COMMUNITY UNIT SCHOOL DISTRICT 308

NOTES TO BASIC FINANCIAL STATEMENTS
AS OF AND FOR THE YEAR ENDED JUNE 30, 2017

NOTE 9 - RISK MANAGEMENT - (CONTINUED)

At June 30, 2017, total unpaid claims, including an estimate of claims that have been incurred but not reported to the administrative agent, totaled \$3,251,557. The claims payable amount of \$1,647,742 is recorded in the General Fund, while the incurred but not reported amount of \$1,603,815 is reported within long-term liabilities on the Statement of Net Position. The estimates are developed based on reports prepared by the administrative agent. The District does not allocate overhead costs or other nonincremental costs to the claims liability. For the two years ended June 30, 2016 and June 30, 2017, changes in the liability reported in the General Fund and long-term liabilities for unpaid claims are summarized as follows:

| | <i>Claims Payable Beginning of Year</i> | <i>Current Year Claims and Changes in Estimates</i> | <i>Claims Payments</i> | <i>Claims Payable End of Year</i> |
|------------------|---|---|----------------------------|---------------------------------------|
| Fiscal Year 2016 | <u>\$ 2,670,117</u> | <u>\$ 18,638,051</u> | <u>\$ 18,125,556</u> | <u>\$ 3,182,612</u> |
| Fiscal Year 2017 | <u>\$ 3,182,612</u> | <u>\$ 19,969,119</u> | <u>\$ 19,900,174</u> | <u>\$ 3,251,557</u> |

NOTE 10 - OTHER POST-EMPLOYMENT BENEFITS

Teachers' Health Insurance Security

The District participates in the Teacher Health Insurance Security (THIS) Fund, a cost-sharing, multiple-employer defined benefit post-employment healthcare plan that was established by the Illinois legislature for the benefit of retired Illinois public school teachers employed outside the city of Chicago. The THIS Fund provides medical, prescription, and behavioral health benefits, but it does not provide vision, dental, or life insurance benefits to annuitants of the Teachers' Retirement System (TRS). Annuitants not enrolled in Medicare may participate in the state-administered participating provider option plan or choose from several managed care options. Annuitants who are enrolled in Medicare Parts A and B may be eligible to enroll in a Medicare Advantage plan.

The State Employees Group Insurance Act of 1971 (5 ILCS 375) outlines the benefit provisions of the THIS Fund and amendments to the plan can be made only by legislative action with the Governor's approval. The plan is administered by the Illinois Department of Central Management Services (CMS) with the cooperation of TRS. Section 6.6 of the State Employees Group Insurance Act of 1971 requires all active contributors to TRS who are not employees of the state to make a contribution to the THIS Fund.

The percentage of employer required contributions in the future will not exceed 105 percent of the percentage of salary actually required to be paid in the previous fiscal year.

On Behalf Contributions to THIS Fund. The State of Illinois makes employer retiree health insurance contributions on behalf of the District. State contributions are intended to match contributions to THIS Fund from active members which were 1.12 percent of pay during the year ended June 30, 2017. State of Illinois contributions were \$1,119,735, and the District recognized revenues and expenditures of this amount during the year.

State contributions intended to match active member contributions during the years ended June 30, 2016 and June 30, 2015 were 1.07 and 1.02 percent of pay, respectively. For these years, state contributions on behalf of District employees were \$888,221 and \$763,982, respectively.

COMMUNITY UNIT SCHOOL DISTRICT 308

NOTES TO BASIC FINANCIAL STATEMENTS
AS OF AND FOR THE YEAR ENDED JUNE 30, 2017

NOTE 10 - OTHER POST-EMPLOYMENT BENEFITS - (CONTINUED)

Employer Contributions to THIS Fund. The District also makes contributions to THIS Fund. The District's THIS Fund contribution was 0.84 percent during the year ended June 30, 2017 and 0.80 and 0.76 percent during the years ended June 30, 2016 and 2015, respectively. For the years ended June 30, 2017, 2016 and 2015 the District paid \$839,801, \$664,090 and \$569,242 to the THIS Fund, respectively, which was 100 percent of the required contribution for those years.

The publicly available financial report of the THIS Fund may be found on the website of the Illinois Auditor General: <http://www.auditor.illinois.gov/Audit-Reports/ABC-List.asp>. The current reports are listed under "Central Management Services." Prior reports are available under "Healthcare and Family Services."

Retirees' Health Plan

The District administers a single-employer defined benefit healthcare plan ("the Retirees' Health Plan"). The plan provides healthcare benefits for eligible retirees and their dependents through the District's group health insurance plan which covers both active and retired members. Benefit provisions are established through collective bargaining agreements and state that Illinois Municipal Retirement Fund (IMRF) retirees and their dependents are able to continue to participate in the health insurance plan at established contribution rates until the attainment of age 65. Also, three retired Superintendents are provided with life insurance coverage for their lifetimes. The Retirees' Health Plan does not issue a publicly available financial report.

Contribution requirements are established through collective bargaining agreements and may be amended only by the District Board. The required contribution is based on projected pay-as-you-go financing requirements. For fiscal year 2017, the District contributed no amounts to the plan. Plan members receiving benefits contribute 100 percent of their premium costs for a family plan and a single plan, respectively. For fiscal year 2017, total member contributions are \$50,112.

The District's annual other postemployment benefit (OPEB) cost (expense) is calculated based on the annual required contribution of the employer (ARC). The ARC represents a level of funding that, if paid on an ongoing basis, is projected to cover normal cost each year and amortize any unfunded actuarial liabilities (or funding excess) over a period not to exceed thirty years. The following table shows the components of the District's annual OPEB cost for the year, the amount actually contributed to the Retirees' Health Plan, and changes in the District's net OPEB obligation to the Retirees' Health Plan:

| | |
|--|---------------------|
| Annual required contribution | \$ 167,558 |
| Interest on net OPEB obligation | 70,894 |
| Adjustment to annual required contribution | <u>(804,088)</u> |
| Annual OPEB cost | (565,636) |
| Contributions made | <u>(50,112)</u> |
| Increase (Decrease) in net OPEB obligation (asset) | (615,748) |
| Net OPEB Obligation (Asset) - Beginning of Year | <u>1,772,357</u> |
| Net OPEB Obligation (Asset) - End of Year | <u>\$ 1,156,609</u> |

COMMUNITY UNIT SCHOOL DISTRICT 308

NOTES TO BASIC FINANCIAL STATEMENTS AS OF AND FOR THE YEAR ENDED JUNE 30, 2017

NOTE 10 - OTHER POST-EMPLOYMENT BENEFITS - (CONTINUED)

The District's annual OPEB cost, the percentage of annual OPEB cost contributed to the Retirees' Health Plan, and the net OPEB obligation for June 30, 2017 and the two preceding years are as follows:

| <i>Fiscal Year Ended</i> | Annual OPEB Cost | Percentage of Annual OPEB Cost Contributed | Net OPEB Obligation (Asset) |
|---------------------------------|-----------------------------|---|--|
| June 30, 2017 | \$ (565,636) | (8.86)% | \$ 1,156,609 |
| June 30, 2016 | 161,067 | 36.30 % | 1,772,357 |
| June 30, 2015 | 261,443 | 11.24 % | 1,669,752 |

The funded status of the Retirees' Health Plan as of July 1, 2017, the most recent actuarial valuation date, is as follows:

| | |
|---|----------------------------|
| Actuarial accrued liability (AAL) | \$ 1,156,609 |
| Actuarial value of plan assets | <u>-</u> |
| Unfunded Actuarial Accrued Liability (UAAL) | <u><u>\$ 1,156,609</u></u> |
| Funded ratio (actuarial value of plan assets/AAL) | -% |
| Covered payroll (active plan members) | \$ 24,243,415 |
| UAAL as a percentage of covered payroll | 4.77% |

Amounts reported in 2017 reflect an investment rate of return of 4.0 percent, salary increases of 4.0 percent, and cost trend rate of 5.0 percent. Actuarial study is based on a entry age normal actuarial cost method with an amortization period of 30 years.

Projections of benefits for financial reporting purposes are based on the substantive plan (the plan is understood by the employer and plan members) and include the type of benefits provided at the time of each valuation and the historical pattern of sharing benefit costs between the employer and plan members to that point. The methods and assumptions used include techniques that are designed to reduce short-term volatility in actuarial accrued liabilities and the actuarial value of assets, consistent with the long-term perspective of the calculations.

NOTE 11 - RETIREMENT SYSTEMS

The retirement plans of the District include the Teachers' Retirement System of the State of Illinois (TRS) and the Illinois Municipal Retirement Fund (IMRF). Most funding for TRS is provided through payroll withholdings of certified employees and contributions made by the State of Illinois on-behalf of the District. IMRF is funded through property taxes and a perpetual lien of the District's corporate personal property replacement tax. Each retirement system is discussed below.

COMMUNITY UNIT SCHOOL DISTRICT 308

NOTES TO BASIC FINANCIAL STATEMENTS
AS OF AND FOR THE YEAR ENDED JUNE 30, 2017

NOTE 11 - RETIREMENT SYSTEMS - (CONTINUED)

Teachers' Retirement System

Plan Description. The District participates in the Teachers' Retirement System of the State of Illinois (TRS). TRS is a cost-sharing multiple-employer defined benefit pension plan that was created by the Illinois legislature for the benefit of Illinois public school teachers employed outside the city of Chicago. TRS members include all active nonannuitants who are employed by a TRS-covered employer to provide services for which teacher licensure is required. The Illinois Pension Code outlines the benefit provisions of TRS, and amendments to the plan can be made only by legislative action with the Governor's approval. The TRS Board of Trustees is responsible for the System's administration.

TRS issues a publicly available financial report that can be obtained at <http://trsil.org/pubs/cafr.htm>; by writing to TRS at 2815 W. Washington, PO Box 19253, Springfield, IL 62794; or by calling (888) 678-3675, option 2.

Benefits Provided. TRS provides retirement, disability, and death benefits. *Tier I* members have TRS or reciprocal system service prior to January 1, 2011. *Tier I* members qualify for retirement benefits at age 62 with five years of service, at age 60 with 10 years, or age 55 with 20 years. The benefit is determined by the average of the four highest years of creditable earnings within the last 10 years of creditable service and the percentage of average salary to which the member is entitled. Most members retire under a formula that provides 2.2 percent of final average salary up to a maximum of 75 percent with 34 years of service. Disability and death benefits are also provided.

Tier II members qualify for retirement benefits at age 67 with 10 years of service, or a discounted annuity can be paid at age 62 with 10 years of service. Creditable earnings for retirement purposes are capped and the final average salary is based on the highest consecutive eight years of creditable service rather than the last four. Disability provisions for *Tier II* are identical to those of *Tier I*. Death benefits are payable under a formula that is different from *Tier I*.

Essentially all *Tier I* retirees receive an annual 3 percent increase in the current retirement benefit beginning January 1 following the attainment of age 61 or on January 1 following the member's first anniversary in retirement, whichever is later. *Tier II* annual increases will be the lesser of three percent of the original benefit or one-half percent of the rate of inflation beginning January 1 following attainment of age 67 or on January 1 following the member's first anniversary in retirement, whichever is later.

Contributions. The State of Illinois maintains the primary responsibility for funding TRS. The Illinois Pension Code, as amended by Public Act 88-0593 and subsequent acts, provides that for years 2010 through 2045, the minimum contribution to the System for each fiscal year shall be an amount determined to be sufficient to bring the total assets of the System up to 90 percent of the total actuarial liabilities of the System by the end of fiscal year 2045.

Contributions from active members and TRS contributing employers are also required by the Illinois Pension Code. The contribution rates are specified in the pension code. The active member contribution rate for the year ended June 30, 2016 was 9.4 percent of creditable earnings. On July 1, 2016 the rate dropped to 9.0 percent of pay due to the expiration of the Early Retirement Option (ERO). The member contribution, which may be paid on behalf of employees by the District, is submitted to TRS by the District.

COMMUNITY UNIT SCHOOL DISTRICT 308

NOTES TO BASIC FINANCIAL STATEMENTS AS OF AND FOR THE YEAR ENDED JUNE 30, 2017

NOTE 11 - RETIREMENT SYSTEMS - (CONTINUED)

On Behalf Contributions to TRS. The State of Illinois makes employer pension contributions on behalf of the District. For the year ended June 30, 2017, State of Illinois contributions recognized by the District were based on the state's proportionate share of the collective net pension liability associated with the District, and the District recognized revenue and expenditures of \$48,926,820 in pension contributions from the State of Illinois.

2.2 Formula Contributions. Employers contribute 0.58 percent of total creditable earnings for the 2.2 formula change. The contribution rate is specified by statute. Contributions for the year ended June 30, 2017, were \$1,261,283, and are deferred because they were paid after the June 30, 2016 measurement date.

Federal and Trust Fund Contributions. When TRS members are paid from federal and special trust funds administered by the District, there is a statutory requirement for the District to pay an employer pension contribution from those funds. Under a policy adopted by the TRS Board of Trustees that has been in effect since the fiscal year ended June 30, 2006, employer contributions for employees paid from federal and special trust funds will be the same as the state contribution rate to TRS. Public Act 98-0674 now requires the two rates to be the same.

For the year ended June 30, 2017, the District pension contribution was 38.54 percent of salaries paid from federal and special trust funds. Contributions for the year ended June 30, 2017, were \$150,768, which was equal to the District's required contribution. These contributions are deferred because they were paid after the June 30, 2016 measurement date.

TRS Fiduciary Net Position. Detailed information about the TRS's fiduciary net position as of June 30, 2016 is available in the separately issued TRS Comprehensive Annual Financial Report.

Net Pension Liability. At June 30, 2017, the District reported a liability for its proportionate share of the net pension liability (first amount shown below) that reflected a reduction for state pension support provided to the District. The state's support and total are for disclosure purposes only. The amount recognized by the District as its proportionate share of the net pension liability, the related state support, and the total portion of the net pension liability that was associated with the District were as follows:

| | |
|--|-----------------------|
| District's proportionate share of the collective net pension liability | \$ 11,250,080 |
| State's proportionate share of the collective net pension liability associated with the District | 498,205,539 |
| Total | <u>\$ 509,455,619</u> |

The net pension liability was measured as of June 30, 2016, and the total pension liability used to calculate the net pension liability was determined by an actuarial valuation as of June 30, 2015, and rolled forward to June 30, 2016. The District's proportion of the net pension liability was based on the District's share of contributions to TRS for the measurement year ended June 30, 2016, relative to the projected contributions of all participating TRS employers and the state during that period. At June 30, 2016 and 2015, the District's proportion was 0.01452145 percent and 0.01370221 percent, respectively.

Summary of Significant Accounting Policies. For purposes of measuring the collective net pension liability, deferred outflows of resources and deferred inflows of resources related to pensions, and pension expense, information about the fiduciary net position of TRS and additions to/deductions from TRS fiduciary net position have been determined on the same basis as they are reported by TRS. For this purpose, benefit payments (including refunds of employee contributions) are recognized when due and payable in accordance with the benefit terms. Investments are reported at fair value.

COMMUNITY UNIT SCHOOL DISTRICT 308

NOTES TO BASIC FINANCIAL STATEMENTS AS OF AND FOR THE YEAR ENDED JUNE 30, 2017

NOTE 11 - RETIREMENT SYSTEMS - (CONTINUED)

Actuarial Assumptions. The assumptions used to measure the total pension liability in the June 30, 2016 actuarial valuation included (a) 7.00% investment rate of return net of pension plan investment expense, including inflation, (b) projected salary increases varies by amount of service credit, and (c) inflation of 2.50%.

For the June 30, 2016 valuation, the investment return assumption was lowered from 7.50 percent to 7.00 percent. Salary increase assumptions were lowered from their 2015 levels. Other assumptions were based on the 2015 experience analysis which increased retirement rates, improved mortality assumptions and made other changes.

Mortality. Mortality rates were based on the RP-2014 White Collar Table with adjustments as appropriate for TRS experience. The rates are used on a fully-generational basis using projection table MP-2014.

Long-Term Expected Real Rate of Return. The long-term expected rate of return on pension plan investments was determined using a building-block method in which best-estimate ranges of expected future real rates of return (expected returns, net of pension plan investment expense and inflation) are developed for each major asset class. These ranges are combined to produce the long-term expected rate of return by weighting the expected future real rates of return by the target asset allocation percentage and by adding expected inflation. The target allocation and best estimates of arithmetic real rates of return for each major asset class that were used by the actuary are summarized in the following table:

| Asset Class | Target Allocation | Long-Term Expected Real Rate of Return |
|----------------------------------|-------------------|--|
| U.S. equities large cap | 14.40 % | 6.94 % |
| U.S. equities small/mid cap | 3.60 % | 8.09 % |
| International equities developed | 14.40 % | 7.46 % |
| Emerging market equities | 3.60 % | 10.15 % |
| U.S. bonds core | 10.70 % | 2.44 % |
| International debt developed | 5.30 % | 1.70 % |
| Real estate | 15.00 % | 5.44 % |
| Commodities (real return) | 11.00 % | 4.28 % |
| Hedge funds (absolute return) | 8.00 % | 4.16 % |
| Private equity | 14.00 % | 10.63 % |

Discount Rate. At June 30, 2016, the discount rate used to measure the total pension liability was a blended rate of 6.83 percent, which was a change from the June 30, 2015 rate of 7.47 percent. The projection of cash flows used to determine the discount rate assumed that employee contributions, employer contributions, and state contributions will be made at the current statutorily-required rates.

Based on those assumptions, TRS's fiduciary net position at June 30, 2016 was not projected to be available to make all projected future benefit payments of current active and inactive members and all benefit recipients. Tier I's liability is partially funded by Tier II members, as the Tier II member contribution is higher than the cost of Tier II benefits. Due to this subsidy, contributions from future members in excess of the service cost are also included in the determination of the discount rate. Despite the subsidy, all projected future payments were not covered, so a slightly lower long-term expected rate of return on TRS investments was applied to all periods of projected benefit payments to determine the total pension liability.

COMMUNITY UNIT SCHOOL DISTRICT 308

NOTES TO BASIC FINANCIAL STATEMENTS
AS OF AND FOR THE YEAR ENDED JUNE 30, 2017

NOTE 11 - RETIREMENT SYSTEMS - (CONTINUED)

At June 30, 2015, the discount rate used to measure the total pension liability was 7.47 percent. The discount rate was lower than the actuarially-assumed rate of return on investments that year as well because TRS's fiduciary net position and the subsidy provided by Tier II were not sufficient to cover all projected benefit payments.

Discount Rate Sensitivity. The following presents the District's proportionate share of the net pension liability calculated using the discount rate of 6.83 percent, as well as what the District's proportionate share of the net pension liability would be if it were calculated using a discount rate that is 1-percentage-point lower (5.83 percent) or 1-percentage-point higher (7.83 percent) than the current rate:

| | 1% Decrease | Current Discount Rate | 1% Increase |
|--|---------------|--------------------------|--------------|
| District's proportionate share of the collective net pension liability | \$ 13,759,305 | \$ 11,250,080 | \$ 9,200,709 |

Pension Expense and Deferred Outflows of Resources and Deferred Inflows of Resources Related to Pensions. For the year ended June 30, 2017, the District recognized pension expense of \$901,335 and on-behalf revenue of \$48,926,820 for support provided by the state. At June 30, 2017, the District's deferred outflows of resources and deferred inflows of resources related to pensions were from the following sources:

| | Deferred Outflows of Resources | Deferred Inflows of Resources |
|---|--------------------------------------|-------------------------------------|
| Differences between expected and actual experience | \$ 83,184 | \$ 7,630 |
| Net difference between projected and actual earnings on pension plan investments | 317,835 | - |
| Assumption changes | 966,214 | - |
| Changes in proportion and differences between District contributions and proportionate share of contributions | 1,034,176 | 1,075,909 |
| Employer contributions subsequent to the measurement date | <u>1,412,051</u> | <u>-</u> |
| Total | <u>\$ 3,813,460</u> | <u>\$ 1,083,539</u> |

The amount reported as deferred outflows resulting from contributions subsequent to the measurement date in the above table will be recognized as a reduction in the net pension liability for the year ending June 30, 2018. The remaining amounts reported as deferred outflows and inflows of resources related to pensions (\$1,317,870) will be recognized in pension expense as follows:

| Year Ending June 30, | Amount |
|----------------------|---------------------|
| 2018 | \$ 108,911 |
| 2019 | 108,911 |
| 2020 | 643,660 |
| 2021 | 394,410 |
| 2022 | <u>61,978</u> |
| Total | <u>\$ 1,317,870</u> |

COMMUNITY UNIT SCHOOL DISTRICT 308

NOTES TO BASIC FINANCIAL STATEMENTS
AS OF AND FOR THE YEAR ENDED JUNE 30, 2017

NOTE 11 - RETIREMENT SYSTEMS - (CONTINUED)

Illinois Municipal Retirement Fund

Plan Description. The District's defined benefit pension plan for Regular employees provides retirement and disability benefits, post retirement increases, and death benefits to plan members and beneficiaries. The District's plan is managed by the Illinois Municipal Retirement Fund (IMRF), the administrator of a multi-employer pension plan. Benefit provisions are established by statute and may only be changed by the General Assembly of the State of Illinois. IMRF issues a publicly available financial report that includes financial statements and required supplementary information. The report may be obtained on-line at www.imrf.org.

All employees hired in positions that meet or exceed the prescribed annual hourly standard must be enrolled in IMRF as participating members. Public Act 96-0889 created a second tier for IMRF's Regular Plan. IMRF assigns a benefit tier to a member when he or she is enrolled in IMRF. The tier is determined by the member's first IMRF participation date. If the member first participated in IMRF before January 1, 2011, they participate in *Regular Tier 1*. If the member first participated in IMRF on or after January 1, 2011, they participate in *Regular Tier 2*.

For *Regular Tier 1*, pension benefits vest after eight years of service. Participating members who retire at or after age 60 with 8 years of service are entitled to an annual retirement benefit, payable monthly for life, in an amount equal to 1-2/3% of the final rate of earnings for the first 15 years of service credit, plus 2% for each year of service credit after 15 years to a maximum of 75% of their final rate of earnings. Final rate of earnings is the highest total earnings during any consecutive 48 months within the last 10 years of service, divided by 48. Under *Regular Tier 1*, the pension is increased by 3% of the original amount on January 1 every year after retirement. For *Regular Tier 2*, pension benefits vest after ten years of service. Participating members who retire at or after age 67 with 10 years of service are entitled to an annual retirement benefit, payable monthly for life, in an amount equal to 1-2/3% of the final rate of earnings for the first 15 years of service credit, plus 2% for each year of service credit after 15 years to a maximum of 75% of their final rate of earnings. Final rate of earnings is the highest total earnings during any 96 consecutive months within the last 10 years of service, divided by 96. Under *Regular Tier 2*, the pension is increased on January 1 every year after retirement, upon reaching age 67, by the *lesser* of 3% of the original pension amount, or 1/2 of the increase in the Consumer Price Index of the original pension amount. IMRF also provides death and disability benefits. These benefit provisions and all other requirements are established by state statute.

Plan Membership. At December 31, 2016, the measurement date, membership of the plan was as follows:

| | |
|-------------------------------|---------------------|
| Retirees and beneficiaries | 279 |
| Inactive, non-retired members | 916 |
| Active members | <u>955</u> |
| Total | <u><u>2,150</u></u> |

Contributions. As set by statute, District employees participating in IMRF are required to contribute 4.50 percent of their annual covered salary. The statute requires the District to contribute the amount necessary, in addition to member contributions, to finance the retirement coverage of its own employees. The District's actuarially determined contribution rate for calendar year 2016 was 9.32 percent of annual covered payroll. The District also contributes for disability benefits, death benefits and supplemental retirement benefits, all of which are pooled at the IMRF level. Contribution rates for disability and death benefits are set by the IMRF Board of Trustees, while the supplemental retirement benefits rate is set by statute.

COMMUNITY UNIT SCHOOL DISTRICT 308

NOTES TO BASIC FINANCIAL STATEMENTS AS OF AND FOR THE YEAR ENDED JUNE 30, 2017

NOTE 11 - RETIREMENT SYSTEMS - (CONTINUED)

Net Pension Liability/(Asset). The net pension liability/(asset) was measured as of December 31, 2016, and the total pension liability used to calculate the net pension liability/(asset) was determined by an annual actuarial valuation as of that date.

Summary of Significant Accounting Policies. For purposes of measuring the net pension liability/(asset), deferred outflows of resources and deferred inflows of resources related to pensions, and pension expense, information about the fiduciary net position of IMRF and additions to/deductions from IMRF fiduciary net position have been determined on the same basis as they are reported by IMRF. For this purpose, benefit payments (including refunds of employee contributions) are recognized when due and payable in accordance with the benefit terms. Investments are reported at fair value.

Actuarial Assumptions. The assumptions used to measure the total pension liability in the December 31, 2016 annual actuarial valuation included (a) 7.50% investment rate of return, (b) projected salary increases from 3.75% to 14.50%, including inflation, and (c) price inflation of 2.75%. The retirement age is based on experience-based table of rates that are specific to the type of eligibility condition. The tables were last updated for the 2014 valuation pursuant to an experience study of the period 2011-2013.

Mortality. For non-disabled retirees, an IMRF specific mortality table was used with fully generational projection scale MP-2014 (base year 2014). The IMRF specific rates were developed from the RP-2014 Blue Collar Health Annuitant Mortality Table with adjustments to match current IMRF experience. For disabled retirees, an IMRF specific mortality table was used with fully generational projection scale MP-2014 (base year 2012). The IMRF specific rates were developed from the RP-2014 Disabled Retirees Mortality Table applying the same adjustment that were applied for non-disabled lives. For active members, an IMRF specific mortality table was used with fully generational projection scale MP-2014 (base year 2012). The IMRF specific rates were developed from the RP-2014 Employee Mortality Table with adjustments to match current IMRF experience.

Long-Term Expected Real Rate of Return. The long-term expected rate of return on pension plan investments was determined using a building-block method in which best-estimate ranges of expected future real rates of return (expected returns, net of pension plan investment expense, and inflation) are developed for each major asset class. These ranges are combined to produce the long-term expected rate of return by weighting the expected future real rates of return to the target asset allocation percentage and adding expected inflation. The target allocation and best estimates of arithmetic and geometric real rates of return for each major asset class are summarized in the following table:

| Asset Class | Target Allocation | Projected Returns/Risk | |
|------------------------|-------------------|------------------------|--------------------|
| | | One Year Arithmetic | Ten Year Geometric |
| Equities | 38.00 % | 8.30 % | 6.85 % |
| International equities | 17.00 % | 8.45 % | 6.75 % |
| Fixed income | 27.00 % | 3.05 % | 3.00 % |
| Real estate | 8.00 % | 6.90 % | 5.75 % |
| Alternatives | 9.00 % | | |
| Private equity | | 12.45 % | 7.35 % |
| Hedge funds | | 5.35 % | 5.25 % |
| Commodities | | 4.25 % | 2.65 % |
| Cash equivalents | 1.00 % | 2.25 % | 2.25 % |

COMMUNITY UNIT SCHOOL DISTRICT 308

NOTES TO BASIC FINANCIAL STATEMENTS
AS OF AND FOR THE YEAR ENDED JUNE 30, 2017

NOTE 11 - RETIREMENT SYSTEMS - (CONTINUED)

Discount Rate. The discount rate used to measure the total pension liability for IMRF was 7.50%. The discount rate calculated using the December 31, 2015 measurement date was 7.48%. The projection of cash flows used to determine the discount rate assumed that member contributions will be made at the current contribution rate and that District contributions will be made at rates equal to the difference between actuarially determined contribution rates and the member rate. Based on those assumptions, the fiduciary net position was projected to be available to make all projected future benefit payments of current plan members. Therefore, the long-term expected rate of return on pension plan investments was applied to all periods of projected benefits payments to determine the total pension liability.

Discount Rate Sensitivity. The following is a sensitivity analysis of the net pension liability/(asset) to changes in the discount rate. The table below presents the pension liability of the District calculated using the discount rate of 7.50% as well as what the net pension liability/(asset) would be if it were to be calculated using a discount rate that is 1 percentage point lower (6.50%) or 1 percentage point higher (8.50%) than the current rate:

| | 1% Decrease | Current Discount Rate | 1% Increase |
|-------------------------------|----------------------|--------------------------|---------------------|
| Total pension liability | \$ 73,215,305 | \$ 63,846,607 | \$ 56,205,524 |
| Plan fiduciary net position | <u>52,148,715</u> | <u>52,148,715</u> | <u>52,148,715</u> |
| Net pension liability/(asset) | <u>\$ 21,066,590</u> | <u>\$ 11,697,892</u> | <u>\$ 4,056,809</u> |

Changes in Net Pension Liability/(Asset). The District's changes in net pension liability/(asset) for the calendar year ended December 31, 2016 was as follows:

| | Total Pension Liability (a) | Increase (Decrease) Plan Fiduciary Net Position (b) | Net Pension Liability/(Asset) (a) - (b) |
|---|-----------------------------------|--|---|
| Balances at December 31, 2015 | \$ 53,388,181 | \$ 45,176,661 | \$ 8,211,520 |
| Service cost | 2,432,424 | - | 2,432,424 |
| Interest on total pension liability | 4,014,194 | - | 4,014,194 |
| Differences between expected and actual experience of the total pension liability | 6,062,200 | - | 6,062,200 |
| Change of assumptions | (172,995) | - | (172,995) |
| Benefit payments, including refunds of employee contributions | (1,877,397) | (1,877,397) | - |
| Contributions - employer | - | 2,497,562 | (2,497,562) |
| Contributions - employee | - | 1,204,951 | (1,204,951) |
| Net investment income | - | 3,203,852 | (3,203,852) |
| Other (Net Transfer) | - | 1,943,086 | (1,943,086) |
| Balances at December 31, 2016 | <u>\$ 63,846,607</u> | <u>\$ 52,148,715</u> | <u>\$ 11,697,892</u> |

COMMUNITY UNIT SCHOOL DISTRICT 308

NOTES TO BASIC FINANCIAL STATEMENTS
AS OF AND FOR THE YEAR ENDED JUNE 30, 2017

NOTE 11 - RETIREMENT SYSTEMS - (CONTINUED)

Pension Expense and Deferred Outflows of Resources and Deferred Inflows of Resources Related to Pensions. For the year ended June 30, 2017, the District recognized pension expense of \$2,359,191. The District's deferred outflows and inflows of resources related to pension were from the following sources:

| | Deferred Outflows of Resources | Deferred Inflows of Resources |
|--|--------------------------------------|-------------------------------------|
| Differences between expected and actual experience | \$ 5,150,017 | \$ 285,248 |
| Assumption changes | 715,677 | 134,107 |
| Net difference between projected and actual earnings on pension plan investments | 2,371,006 | - |
| Contributions subsequent to the measurement date | <u>1,290,365</u> | <u>-</u> |
| Total | <u>\$ 9,527,065</u> | <u>\$ 419,355</u> |

The amount reported as deferred outflows resulting from contributions subsequent to the measurement date in the above table will be recognized as a reduction in the net pension liability/(asset) for the year ending June 30, 2018. The remaining amounts reported as deferred outflows and inflows of resources related to pensions (\$7,817,345) will be recognized in pension expense as follows:

| <i>Year Ending December 31,</i> | <i>Amount</i> |
|---------------------------------|---------------------|
| 2017 | \$ 2,590,167 |
| 2018 | 2,455,184 |
| 2019 | 2,112,980 |
| 2020 | <u>659,014</u> |
| Total | <u>\$ 7,817,345</u> |

NOTE 12 - CONTINGENT LIABILITIES

The District is a defendant in various lawsuits. Although the outcome of these lawsuits is not presently determinable, in the opinion of the District's attorneys, the resolution of these matters will not have a material adverse effect on the financial condition of the District.

NOTE 13 - STATE AND FEDERAL AID CONTINGENCIES

The District has received federal and state grants for specific purposes that are subject to review and audit by the grantor agencies. Such audits could lead to requests for reimbursements to the grantor agency for expenditures disallowed under the terms of the grants. Management believes such disallowance, if any, would be immaterial.

NOTE 14 - SUBSEQUENT EVENTS

On September 13, 2017, the District issued \$16,720,000 of General Obligation Refunding Bonds with interest rates ranging from 3% to 5% to currently refund \$18,515,000 of the District's outstanding General Obligation Refunding Bonds, Series 2007A. The purpose of the refunding is to restructure the debt service payments of the District. The redemption date for the Series 2007A bonds is October 18, 2017.

COMMUNITY UNIT SCHOOL DISTRICT 308

NOTES TO BASIC FINANCIAL STATEMENTS
AS OF AND FOR THE YEAR ENDED JUNE 30, 2017

NOTE 15 - EFFECT OF NEW ACCOUNTING STANDARDS ON CURRENT-PERIOD FINANCIAL STATEMENTS

The Governmental Accounting Standards Board (GASB) has approved GASB Statement No. 75, *Accounting and Financial Reporting for Postemployment Benefits Other Than Pensions*, GASB Statement No. 81, *Irrevocable Split-Interest Agreements*, GASB Statement No. 83, *Asset Retirement Obligations*, GASB Statement No. 84, *Fiduciary Activities*, GASB Statement No. 85, *Omnibus 2017*, GASB Statement No. 86, *Certain Debt Extinguishment Issues*, and GASB Statement No. 87, *Leases*. Application of these standards may restate portions of these financial statements.

COMMUNITY UNIT SCHOOL DISTRICT 308
ILLINOIS MUNICIPAL RETIREMENT FUND
SCHEDULE OF CHANGES IN THE DISTRICT'S NET PENSION LIABILITY
AND RELATED RATIOS
Three Most Recent Fiscal Years

| | <u>2017</u> | <u>2016</u> | <u>2015</u> |
|---|-----------------------------|-----------------------------|-----------------------------|
| Total pension liability | | | |
| Service cost | \$ 2,432,424 | \$ 2,277,530 | \$ 2,378,809 |
| Interest | 4,014,194 | 3,634,674 | 3,241,771 |
| Differences between expected and actual experience | 6,062,200 | 818,864 | (877,913) |
| Changes of assumptions | (172,995) | 145,300 | 1,956,600 |
| Benefit payments, including refunds of member contributions | <u>(1,877,397)</u> | <u>(1,623,474)</u> | <u>(1,196,378)</u> |
| Net change in total pension liability | 10,458,426 | 5,252,894 | 5,502,889 |
| Total pension liability - beginning | <u>53,388,181</u> | <u>48,135,287</u> | <u>42,632,398</u> |
| Total pension liability - ending (a) | <u><u>\$ 63,846,607</u></u> | <u><u>\$ 53,388,181</u></u> | <u><u>\$ 48,135,287</u></u> |
| Plan fiduciary net position | | | |
| Employer contributions | \$ 2,497,562 | \$ 2,023,394 | \$ 1,933,826 |
| Employee contributions | 1,204,951 | 950,600 | 903,011 |
| Net investment income | 3,203,852 | 227,037 | 2,542,020 |
| Benefit payments, including refunds of member contributions | (1,877,397) | (1,623,474) | (1,196,378) |
| Other (net transfer) | <u>1,943,086</u> | <u>(1,132,958)</u> | <u>(302,653)</u> |
| Net change in plan fiduciary net position | 6,972,054 | 444,599 | 3,879,826 |
| Plan fiduciary net position - beginning | <u>45,176,661</u> | <u>44,732,062</u> | <u>40,852,236</u> |
| Plan fiduciary net position - ending (b) | <u><u>\$ 52,148,715</u></u> | <u><u>\$ 45,176,661</u></u> | <u><u>\$ 44,732,062</u></u> |
| Employer's net pension liability - ending (a) - (b) | <u><u>\$ 11,697,892</u></u> | <u><u>\$ 8,211,520</u></u> | <u><u>\$ 3,403,225</u></u> |
| Plan fiduciary net position as a percentage of the total pension liability | 81.68% | 84.62% | 92.93% |
| Covered-employee payroll | \$ 26,790,253 | \$ 21,033,203 | \$ 19,872,551 |
| Employer's net pension liability as a percentage of covered-employee payroll | 43.66% | 39.04% | 17.13% |

Notes to Schedule:

The District implemented GASB Statement No. 68 in fiscal year 2015. Information prior to fiscal year 2015 is not available.

Actuary valuations are as of December 31st, which is 6 months prior to the end of the fiscal year.

See Auditors' Report and Notes to Required Supplementary Information

COMMUNITY UNIT SCHOOL DISTRICT 308

ILLINOIS MUNICIPAL RETIREMENT FUND SCHEDULE OF EMPLOYER CONTRIBUTIONS Three Most Recent Fiscal Years

| | 2017 | 2016 | 2015 |
|--|---------------|---------------|---------------|
| Actuarially determined contribution | \$ 2,526,321 | \$ 2,023,394 | 1,927,637 |
| Contributions in relation to the actuarially determined contribution | (2,497,562) | (2,023,394) | (1,933,826) |
| Contribution deficiency (excess) | \$ 28,759 | \$ - | \$ (6,189) |
| Covered-employee payroll | \$ 26,790,253 | \$ 21,033,203 | \$ 19,872,551 |
| Contributions as a percentage of covered-employee payroll | 9.32% | 9.62% | 9.73% |

Notes to Schedule:

The District implemented GASB Statement No. 68 in fiscal year 2015. Information prior to fiscal year 2015 is not available.

Valuation date:

Actuarially determined contribution rates are calculated as of December 31 each year, which are 6 months prior to the beginning of the fiscal year in which contributions are reported.

Methods and assumptions used to determine contribution rates:

| | |
|-------------------------------|--|
| Actuarial cost method | Aggregate Entry age normal |
| Amortization method | Level percentage of payroll, closed |
| Remaining amortization period | 27 years |
| Asset valuation method | 5-Year Smoothed Market, 20% corridor |
| Inflation | 3.50% |
| Salary increases | 3.75% to 14.50%, including inflation |
| Investment rate of return | 7.50% |
| Retirement Age | Experience-based table of rates that are specific to the type of eligibility condition |
| Mortality | RP-2014 Employee Mortality Table, adjusted to match current IMRF experience |

Other information:

There were no benefit changes during the year.

See Auditors' Report and Notes to Required Supplementary Information

COMMUNITY UNIT SCHOOL DISTRICT 308
TEACHERS' RETIREMENT SYSTEM
SCHEDULE OF DISTRICT'S PROPORTIONATE SHARE
OF THE NET PENSION LIABILITY AND DISTRICT CONTRIBUTIONS
Three Most Recent Fiscal Years

| | <u>2017</u> | <u>2016</u> | <u>2015</u> |
|--|-----------------------|-----------------------|-----------------------|
| District's proportion of the net pension liability | 0.0142521452% | 0.01370221% | 0.01174675% |
| District's proportionate share of the net pension liability | \$ 11,250,080 | \$ 8,976,330 | \$ 7,148,870 |
| State's proportionate share of the net pension liability | <u>498,205,539</u> | <u>485,203,745</u> | <u>444,917,466</u> |
| Total net pension liability | <u>\$ 509,455,619</u> | <u>\$ 494,180,075</u> | <u>\$ 452,066,336</u> |
| Covered-employee payroll | \$ 99,976,318 | \$ 83,011,287 | \$ 74,900,207 |
| District's proportionate share of the net pension liability as a percentage of covered payroll | 11.25% | 10.81% | 9.54% |
| Plan fiduciary net position as a percentage of the total pension liability | 39.80% | 41.50% | 43.00% |
| Contractually required contribution | \$ 760,128 | \$ 613,758 | \$ 476,115 |
| Contributions in relation to the contractually required contribution | <u>(1,412,051)</u> | <u>(570,519)</u> | <u>(480,125)</u> |
| Contribution deficiency (excess) | <u>\$ (651,923)</u> | <u>\$ 43,239</u> | <u>\$ (4,010)</u> |
| Contributions as a percentage of covered employee payroll | 1.4124% | 0.6873% | 0.6410% |

Notes to Schedule:

The District implemented GASB 68 in 2015. Information for fiscal years prior to 2015 is not applicable.

Actuary valuations are as of June 30 of the fiscal year prior to the fiscal year in which the net pension liability is reported.

Key Assumptions:

| | | | |
|-----------------------------------|--------------------|--------------------|-------|
| Long-term expected rate of return | 7.00% | 7.50% | 7.50% |
| Municipal bond index | 2.85% | 3.73% | N/A |
| Single equivalent discount rate | 6.83% | 7.47% | 7.50% |
| Inflation rate | 2.50% | 3.00% | 3.00% |
| Projected salary increases | 3.25% to 9.25% | 3.75% to 9.75% | 5.75% |
| | varying by service | varying by service | |

See Auditors' Report and Notes to Required Supplementary Information

COMMUNITY UNIT SCHOOL DISTRICT 308
SCHEDULE OF FUNDING PROGRESS FOR RETIREES' HEALTH PLAN
AS OF JUNE 30, 2017

| Actuarial Valuation Date | Actuarial Value of Assets (a) | Actuarial Accrued Liability (AAL) Entry Age (b) | Unfunded AAL (UAAL) (b-a) | Funded Ratio (a/b) | Covered Payroll (c) | UAAL as a Percentage of Covered Payroll ((b-a)/c) |
|--------------------------------|-------------------------------------|--|---------------------------------|-----------------------|------------------------|--|
| 7/1/17 | \$ - | \$ 1,156,609 | \$ 1,156,609 | N/A | \$ 24,243,415 | 4.77% |
| 7/1/15 | - | 1,268,503 | 1,268,503 | N/A | 25,820,075 | 4.91% |
| 7/1/13 | - | 1,987,698 | 1,987,698 | N/A | 12,882,913 | 15.43% |

Valuations must be performed every two years for OPEB plans with more than 200 members and at least every three years for plans with fewer than 200 members.

See Auditors' Report and Notes to Required Supplementary Information

COMMUNITY UNIT SCHOOL DISTRICT 308

GENERAL FUND

SCHEDULE OF REVENUES, EXPENDITURES AND CHANGES IN FUND BALANCES - BUDGET TO ACTUAL - NON-GAAP BUDGETARY BASIS

FOR THE YEAR ENDED JUNE 30, 2017

WITH COMPARATIVE ACTUAL AMOUNTS FOR THE YEAR ENDED JUNE 30, 2016

| | 2017 | | | 2016 |
|---|------------------------------|---------------|-------------------------------|---------------|
| | ORIGINAL AND FINAL BUDGET | ACTUAL | VARIANCE WITH FINAL BUDGET | ACTUAL |
| Revenues | | | | |
| Local sources | | | | |
| General levy | \$ 62,049,778 | \$ 62,470,775 | \$ 420,997 | \$ 62,181,471 |
| Special education levy | 11,041,242 | 11,114,868 | 73,626 | 11,015,541 |
| Corporate personal property replacement taxes | 1,476,770 | 1,433,240 | (43,530) | 1,255,966 |
| Regular tuition from pupils or parents (in state) | 154,960 | 166,658 | 11,698 | 156,732 |
| Special education - tuition from other LEA's (in state) | - | 1,154,630 | 1,154,630 | - |
| Investment income | 27,022 | 117,500 | 90,478 | 30,917 |
| Sales to pupils - lunch | 2,159,089 | 2,110,612 | (48,477) | 2,155,619 |
| Sales to pupils - breakfast | 136,707 | 139,102 | 2,395 | 136,707 |
| Sales to pupils - a la carte | 1,137,026 | 1,189,758 | 52,732 | 1,137,026 |
| Sales to adults | 37,946 | 35,336 | (2,610) | 37,946 |
| Admissions - athletic | 63,216 | 55,380 | (7,836) | 63,216 |
| Fees | 343,546 | 356,634 | 13,088 | 343,471 |
| Other pupil activity revenue | 442,082 | 462,076 | 19,994 | 438,703 |
| Rentals - regular textbook | 1,600,339 | 1,644,900 | 44,561 | 1,782,786 |
| Rentals - summer school textbook | 190,931 | 196,100 | 5,169 | 190,831 |
| Other - textbooks | - | 311,151 | 311,151 | 280,728 |
| Contributions and donations from private sources | 470,228 | 461,022 | (9,206) | 461,373 |
| Refund of prior years' expenditures | 31,687 | 6,911 | (24,776) | 187,460 |
| Driver's education fees | 178,934 | 188,254 | 9,320 | 178,934 |
| Proceeds from vendor contracts | 35,810 | 38,464 | 2,654 | 29,310 |
| Other local fees | 151,000 | 147,612 | (3,388) | 160,179 |
| Other | 3,318,106 | 3,785,132 | 467,026 | 523,893 |
| Total local sources | 85,046,419 | 87,586,115 | 2,539,696 | 82,748,809 |
| State sources | | | | |
| General state aid | 50,531,948 | 49,793,244 | (738,704) | 46,120,951 |
| General state aid hold harmless/supplemental | - | - | - | 543,249 |
| Special education - private facility tuition | 1,610,316 | 1,470,867 | (139,449) | 983,960 |
| Special education - extraordinary | 2,536,531 | 2,249,206 | (287,325) | 1,677,398 |
| Special education - personnel | 4,000,553 | 2,733,143 | (1,267,410) | 955,165 |
| Special education - orphanage - individual | 345,840 | 222,377 | (123,463) | 140,840 |
| Special education - orphanage - summer | 10,587 | - | (10,587) | 10,587 |
| Special education - summer school | 67,637 | - | (67,637) | 67,637 |
| CTE - Secondary program improvement | 174,760 | 70,480 | (104,280) | 162,468 |
| CTE - Other | 3,106 | - | (3,106) | 3,106 |
| Bilingual education - downstate - TPI | 276,445 | 131,776 | (144,669) | 187,317 |
| State free lunch & breakfast | 15,515 | 11,480 | (4,035) | 12,452 |
| Driver education | 183,337 | 201,166 | 17,829 | 183,337 |
| Early childhood - block grant | 847,488 | 760,590 | (86,898) | 776,864 |
| Other restricted revenue from state sources | 97,382 | 85,000 | (12,382) | 95,141 |
| Total state sources | 60,701,445 | 57,729,329 | (2,972,116) | 51,920,472 |

See Auditors' Report and Notes to Required Supplementary Information

(Continued)

COMMUNITY UNIT SCHOOL DISTRICT 308
GENERAL FUND

SCHEDULE OF REVENUES, EXPENDITURES AND CHANGES IN FUND BALANCES - BUDGET TO ACTUAL - NON-
GAAP BUDGETARY BASIS
FOR THE YEAR ENDED JUNE 30, 2017
WITH COMPARATIVE ACTUAL AMOUNTS FOR THE YEAR ENDED JUNE 30, 2016

| | 2017 | | | 2016 |
|--|------------------------------|--------------------|-------------------------------|--------------------|
| | ORIGINAL AND FINAL BUDGET | ACTUAL | VARIANCE WITH FINAL BUDGET | ACTUAL |
| Federal sources | | | | |
| National school lunch program | \$ 2,067,382 | \$ 1,835,020 | \$ (232,362) | \$ 1,879,863 |
| Special milk program | 3,841 | 3,141 | (700) | 3,349 |
| School breakfast program | 419,798 | 386,162 | (33,636) | 397,701 |
| Food service - other | - | 430,211 | 430,211 | 406,238 |
| Title I - Low income | 1,162,752 | 1,354,798 | 192,046 | 1,293,758 |
| Federal - special education - preschool flow-through | - | 14,317 | 14,317 | - |
| Federal - special education - IDEA - flow-through/low incident | 2,657,132 | 2,021,948 | (635,184) | 489,608 |
| Federal - special education - IDEA - room & board | 17,812 | 72,352 | 54,540 | - |
| CTE - Perkins - Title III E - tech. prep. | - | 88,030 | 88,030 | 78,000 |
| CTE - Other | 88,030 | - | (88,030) | - |
| Title III - English language acquisition | 112,668 | 117,364 | 4,696 | 135,010 |
| McKinney education for homeless children | 4,900 | - | (4,900) | - |
| Title II - Teacher quality | 123,990 | 123,844 | (146) | 132,684 |
| Medicaid matching funds - administrative outreach | 77,007 | 12,882 | (64,125) | 112,409 |
| Medicaid matching funds - fee-for-service program | 1,589,109 | 1,348,920 | (240,189) | 1,089,109 |
| Other restricted revenue from federal sources | - | 24,822 | 24,822 | - |
| Total federal sources | <u>8,324,421</u> | <u>7,833,811</u> | <u>(490,610)</u> | <u>6,017,729</u> |
| Total revenues | <u>154,072,285</u> | <u>153,149,255</u> | <u>(923,030)</u> | <u>140,687,010</u> |
| Expenditures | | | | |
| Instruction | | | | |
| Regular programs | | | | |
| Salaries | 57,550,730 | 56,036,351 | 1,514,379 | 56,241,471 |
| Employee benefits | 9,751,415 | 9,691,221 | 60,194 | 9,702,358 |
| Purchased services | 622,641 | 346,279 | 276,362 | 436,462 |
| Supplies and materials | 2,630,970 | 3,073,206 | (442,236) | 3,328,584 |
| Capital outlay | 500 | 118 | 382 | 22,238 |
| Other objects | 18,150 | 15,020 | 3,130 | 6,565 |
| Non-capitalized equipment | 25,500 | 55,034 | (29,534) | 91,557 |
| Total | <u>70,599,906</u> | <u>69,217,229</u> | <u>1,382,677</u> | <u>69,829,235</u> |
| Pre-K programs | | | | |
| Salaries | 109,591 | 103,305 | 6,286 | - |
| Employee benefits | 16,810 | 1,447 | 15,363 | - |
| Purchased services | 3,350 | 3,138 | 212 | - |
| Supplies and materials | 9,700 | 19,485 | (9,785) | - |
| Non-capitalized equipment | 1,775 | - | 1,775 | - |
| Total | <u>141,226</u> | <u>127,375</u> | <u>13,851</u> | <u>-</u> |

See Auditors' Report and Notes to Required Supplementary Information

(Continued)

COMMUNITY UNIT SCHOOL DISTRICT 308

GENERAL FUND

SCHEDULE OF REVENUES, EXPENDITURES AND CHANGES IN FUND BALANCES - BUDGET TO ACTUAL - NON-GAAP BUDGETARY BASIS

FOR THE YEAR ENDED JUNE 30, 2017

WITH COMPARATIVE ACTUAL AMOUNTS FOR THE YEAR ENDED JUNE 30, 2016

| | 2017 | | | 2016 |
|---|------------------------------|---------------|-------------------------------|--------------|
| | ORIGINAL AND FINAL BUDGET | ACTUAL | VARIANCE WITH FINAL BUDGET | ACTUAL |
| Special education programs | | | | |
| Salaries | \$ 15,108,490 | \$ 18,353,853 | \$ (3,245,363) | \$ 6,616,488 |
| Employee benefits | 4,203,044 | 3,269,844 | 933,200 | 1,129,298 |
| Purchased services | 510,078 | 397,223 | 112,855 | 58,179 |
| Supplies and materials | 433,540 | 350,361 | 83,179 | 342,850 |
| Capital outlay | 27,000 | 116 | 26,884 | - |
| Other objects | - | 233 | (233) | - |
| Non-capitalized equipment | 44,000 | 21,578 | 22,422 | 22,414 |
| Total | 20,326,152 | 22,393,208 | (2,067,056) | 8,169,229 |
| Remedial and supplemental programs K - 12 | | | | |
| Salaries | 5,440,232 | 3,178,616 | 2,261,616 | 2,844,057 |
| Employee benefits | 446,579 | 519,714 | (73,135) | 450,174 |
| Purchased services | 190,000 | 55,891 | 134,109 | 24,087 |
| Supplies and materials | 218,000 | 208,367 | 9,633 | 264,623 |
| Non-capitalized equipment | - | 10,437 | (10,437) | 27,028 |
| Total | 6,294,811 | 3,973,025 | 2,321,786 | 3,609,969 |
| Remedial and supplemental programs Pre - K | | | | |
| Salaries | 589,326 | 558,640 | 30,686 | 528,038 |
| Employee benefits | 143,741 | 137,756 | 5,985 | 129,163 |
| Purchased services | 7,200 | 8,191 | (991) | - |
| Supplies and materials | 30,000 | 27,221 | 2,779 | 36,348 |
| Total | 770,267 | 731,808 | 38,459 | 693,549 |
| CTE programs | | | | |
| Salaries | 1,383,170 | 1,846,156 | (462,986) | 1,479,156 |
| Employee benefits | 281,368 | 354,461 | (73,093) | 279,485 |
| Purchased services | 5,300 | 3,652 | 1,648 | 8,430 |
| Supplies and materials | 153,067 | 156,381 | (3,314) | 91,187 |
| Capital outlay | 62,378 | 33,180 | 29,198 | - |
| Non-capitalized equipment | 34,445 | 76,302 | (41,857) | 148,622 |
| Total | 1,919,728 | 2,470,132 | (550,404) | 2,006,880 |
| Interscholastic programs | | | | |
| Salaries | 2,453,309 | 2,597,088 | (143,779) | 2,447,255 |
| Employee benefits | 100,287 | 142,766 | (42,479) | 98,416 |
| Purchased services | 324,059 | 414,759 | (90,700) | 349,731 |
| Supplies and materials | 241,862 | 222,044 | 19,818 | 237,852 |
| Capital outlay | - | 9,191 | (9,191) | - |
| Other objects | 140,150 | 172,952 | (32,802) | 154,308 |
| Non-capitalized equipment | 32,164 | 28,995 | 3,169 | 36,140 |
| Total | 3,291,831 | 3,587,795 | (295,964) | 3,323,702 |

See Auditors' Report and Notes to Required Supplementary Information

(Continued)

COMMUNITY UNIT SCHOOL DISTRICT 308

GENERAL FUND

SCHEDULE OF REVENUES, EXPENDITURES AND CHANGES IN FUND BALANCES - BUDGET TO ACTUAL - NON-GAAP BUDGETARY BASIS

FOR THE YEAR ENDED JUNE 30, 2017

WITH COMPARATIVE ACTUAL AMOUNTS FOR THE YEAR ENDED JUNE 30, 2016

| | 2017 | | | 2016 |
|---|------------------------------|-------------|-------------------------------|------------|
| | ORIGINAL AND FINAL BUDGET | ACTUAL | VARIANCE WITH FINAL BUDGET | ACTUAL |
| Summer school programs | | | | |
| Salaries | \$ 179,565 | \$ 498,318 | \$ (318,753) | \$ 350,291 |
| Employee benefits | 6,527 | 9,289 | (2,762) | 6,273 |
| Purchased services | 5,300 | 9,950 | (4,650) | 5,538 |
| Supplies and materials | 24,970 | 15,016 | 9,954 | 25,735 |
| Total | 216,362 | 532,573 | (316,211) | 387,837 |
| Gifted programs | | | | |
| Salaries | 1,077,444 | 1,120,698 | (43,254) | 988,155 |
| Employee benefits | 196,578 | 206,360 | (9,782) | 195,265 |
| Purchased services | 15,000 | 15,008 | (8) | 32,812 |
| Supplies and materials | 24,350 | 10,678 | 13,672 | 9,845 |
| Non-capitalized equipment | - | 1,016 | (1,016) | - |
| Total | 1,313,372 | 1,353,760 | (40,388) | 1,226,077 |
| Driver's education programs | | | | |
| Salaries | 635,840 | 459,546 | 176,294 | 625,020 |
| Employee benefits | 88,146 | 46,975 | 41,171 | 87,437 |
| Purchased services | 46,750 | 42,668 | 4,082 | 49,332 |
| Supplies and materials | 10,000 | 9,071 | 929 | 6,693 |
| Total | 780,736 | 558,260 | 222,476 | 768,482 |
| Bilingual programs | | | | |
| Salaries | 3,287,949 | 3,740,526 | (452,577) | 2,980,309 |
| Employee benefits | 595,577 | 782,450 | (186,873) | 592,028 |
| Purchased services | 1,500 | 2,475 | (975) | 1,129 |
| Supplies and materials | 156,886 | 153,523 | 3,363 | 201,134 |
| Non-capitalized equipment | - | - | - | 1,764 |
| Total | 4,041,912 | 4,678,974 | (637,062) | 3,776,364 |
| Truant's alternative and optional programs | | | | |
| Salaries | 409,005 | 400,481 | 8,524 | 427,446 |
| Employee benefits | 76,385 | 76,428 | (43) | 75,843 |
| Supplies and materials | 1,200 | 1,263 | (63) | 2,914 |
| Other objects | - | 263 | (263) | - |
| Total | 486,590 | 478,435 | 8,155 | 506,203 |
| Special education programs K -12 - private tuition | | | | |
| Other objects | - | 3,257,131 | (3,257,131) | 3,002,309 |
| Total | - | 3,257,131 | (3,257,131) | 3,002,309 |
| Total instruction | 110,182,893 | 113,359,705 | (3,176,812) | 97,299,836 |

See Auditors' Report and Notes to Required Supplementary Information

(Continued)

COMMUNITY UNIT SCHOOL DISTRICT 308

GENERAL FUND

SCHEDULE OF REVENUES, EXPENDITURES AND CHANGES IN FUND BALANCES - BUDGET TO ACTUAL - NON-GAAP BUDGETARY BASIS

FOR THE YEAR ENDED JUNE 30, 2017

WITH COMPARATIVE ACTUAL AMOUNTS FOR THE YEAR ENDED JUNE 30, 2016

| | 2017 | | | 2016 |
|--|------------------------------|-------------------|-------------------------------|------------------|
| | ORIGINAL AND FINAL BUDGET | ACTUAL | VARIANCE WITH FINAL BUDGET | ACTUAL |
| Support services | | | | |
| Pupils | | | | |
| Attendance and social work services | | | | |
| Salaries | \$ 3,228,132 | \$ 3,266,467 | \$ (38,335) | \$ 683,793 |
| Employee benefits | 253,693 | 715,578 | (461,885) | 253,351 |
| Purchased services | 17,000 | 961 | 16,039 | - |
| Supplies and materials | 5,000 | 842 | 4,158 | - |
| Other objects | - | 625 | (625) | - |
| Total | <u>3,503,825</u> | <u>3,984,473</u> | <u>(480,648)</u> | <u>937,144</u> |
| Guidance services | | | | |
| Salaries | 2,141,626 | 2,325,034 | (183,408) | 2,123,285 |
| Employee benefits | 380,548 | 411,418 | (30,870) | 377,961 |
| Purchased services | 500 | 3,360 | (2,860) | 1,450 |
| Supplies and materials | 11,000 | 5,361 | 5,639 | 21,532 |
| Other objects | 250 | - | 250 | 304 |
| Total | <u>2,533,924</u> | <u>2,745,173</u> | <u>(211,249)</u> | <u>2,524,532</u> |
| Health services | | | | |
| Salaries | 2,054,559 | 2,036,285 | 18,274 | 1,279,573 |
| Employee benefits | 224,769 | 373,150 | (148,381) | 223,929 |
| Purchased services | 998,600 | 962,123 | 36,477 | 142,013 |
| Supplies and materials | 55,490 | 32,063 | 23,427 | 27,531 |
| Capital outlay | 1,000 | 6,086 | (5,086) | - |
| Other objects | 600 | 527 | 73 | 2,567 |
| Non-capitalized equipment | 9,500 | 26,190 | (16,690) | 7,043 |
| Total | <u>3,344,518</u> | <u>3,436,424</u> | <u>(91,906)</u> | <u>1,682,656</u> |
| Psychological services | | | | |
| Salaries | 1,718,038 | 1,819,559 | (101,521) | - |
| Employee benefits | - | 231,011 | (231,011) | - |
| Purchased services | 5,000 | 25,233 | (20,233) | - |
| Supplies and materials | - | 28,998 | (28,998) | - |
| Total | <u>1,723,038</u> | <u>2,104,801</u> | <u>(381,763)</u> | <u>-</u> |
| Speech pathology and audiology services | | | | |
| Salaries | 2,741,173 | 2,945,407 | (204,234) | 1,569,294 |
| Employee benefits | 208,274 | 417,542 | (209,268) | 206,247 |
| Purchased services | 224,767 | 270,000 | (45,233) | 45,683 |
| Supplies and materials | - | 19,666 | (19,666) | 855 |
| Other objects | 50,000 | 10,864 | 39,136 | 2,272 |
| Total | <u>3,224,214</u> | <u>3,663,479</u> | <u>(439,265)</u> | <u>1,824,351</u> |
| Total pupils | <u>14,329,519</u> | <u>15,934,350</u> | <u>(1,604,831)</u> | <u>6,968,683</u> |

See Auditors' Report and Notes to Required Supplementary Information

(Continued)

COMMUNITY UNIT SCHOOL DISTRICT 308

GENERAL FUND

SCHEDULE OF REVENUES, EXPENDITURES AND CHANGES IN FUND BALANCES - BUDGET TO ACTUAL - NON-GAAP BUDGETARY BASIS

FOR THE YEAR ENDED JUNE 30, 2017

WITH COMPARATIVE ACTUAL AMOUNTS FOR THE YEAR ENDED JUNE 30, 2016

| | 2017 | | | 2016 |
|--|------------------------------|------------------|-------------------------------|------------------|
| | ORIGINAL AND FINAL BUDGET | ACTUAL | VARIANCE WITH FINAL BUDGET | ACTUAL |
| Instructional staff | | | | |
| Improvement of instructional services | | | | |
| Salaries | \$ 1,870,155 | \$ 1,556,308 | \$ 313,847 | \$ 1,666,825 |
| Employee benefits | 250,177 | 387,810 | (137,633) | 277,022 |
| Purchased services | 1,763,717 | 1,286,497 | 477,220 | 1,245,105 |
| Supplies and materials | 21,800 | 139,003 | (117,203) | 67,505 |
| Other objects | - | (3,604) | 3,604 | - |
| Non-capitalized equipment | - | - | - | 3,242 |
| Total | <u>3,905,849</u> | <u>3,366,014</u> | <u>539,835</u> | <u>3,259,699</u> |
| Educational media services | | | | |
| Salaries | 2,003,606 | 2,002,738 | 868 | 1,573,607 |
| Employee benefits | 241,975 | 426,621 | (184,646) | 240,118 |
| Purchased services | 25,100 | 2,556 | 22,544 | - |
| Supplies and materials | 84,068 | 63,489 | 20,579 | 63,158 |
| Non-capitalized equipment | 26,500 | 1,182 | 25,318 | 959 |
| Total | <u>2,381,249</u> | <u>2,496,586</u> | <u>(115,337)</u> | <u>1,877,842</u> |
| Assessment and testing | | | | |
| Salaries | 2,997 | 274,701 | (271,704) | 2,997 |
| Employee benefits | 73 | 60,658 | (60,585) | 73 |
| Purchased services | - | - | - | 25,900 |
| Supplies and materials | 1,500 | 3,017 | (1,517) | 2,021 |
| Total | <u>4,570</u> | <u>338,376</u> | <u>(333,806)</u> | <u>30,991</u> |
| Total instructional staff | <u>6,291,668</u> | <u>6,200,976</u> | <u>90,692</u> | <u>5,168,532</u> |
| General administration | | | | |
| Board of education services | | | | |
| Salaries | - | 25,634 | (25,634) | 25,131 |
| Employee benefits | 6,244 | 6,983 | (739) | 6,237 |
| Purchased services | 1,864,968 | 1,962,891 | (97,923) | 2,281,261 |
| Supplies and materials | 4,750 | 2,727 | 2,023 | 3,794 |
| Other objects | 30,000 | 23,481 | 6,519 | 31,197 |
| Non-capitalized equipment | 2,000 | 1,826 | 174 | 1,148 |
| Total | <u>1,907,962</u> | <u>2,023,542</u> | <u>(115,580)</u> | <u>2,348,768</u> |
| Executive administration services | | | | |
| Salaries | 290,427 | 292,981 | (2,554) | 378,290 |
| Employee benefits | 53,947 | 52,047 | 1,900 | 52,877 |
| Purchased services | 14,000 | 8,581 | 5,419 | 14,671 |
| Supplies and materials | 7,000 | 3,564 | 3,436 | 5,621 |
| Other objects | 5,000 | 3,369 | 1,631 | 14,044 |
| Total | <u>370,374</u> | <u>360,542</u> | <u>9,832</u> | <u>465,503</u> |

See Auditors' Report and Notes to Required Supplementary Information

(Continued)

COMMUNITY UNIT SCHOOL DISTRICT 308

GENERAL FUND

SCHEDULE OF REVENUES, EXPENDITURES AND CHANGES IN FUND BALANCES - BUDGET TO ACTUAL - NON-GAAP BUDGETARY BASIS

FOR THE YEAR ENDED JUNE 30, 2017

WITH COMPARATIVE ACTUAL AMOUNTS FOR THE YEAR ENDED JUNE 30, 2016

| | 2017 | | | 2016 |
|--|------------------------------|--------------|-------------------------------|------------|
| | ORIGINAL AND FINAL BUDGET | ACTUAL | VARIANCE WITH FINAL BUDGET | ACTUAL |
| Special area administration services | | | | |
| Salaries | \$ 1,662,441 | \$ 1,458,644 | \$ 203,797 | \$ 245,619 |
| Employee benefits | 372,083 | 389,619 | (17,536) | 105,615 |
| Purchased services | 3,000 | 27,286 | (24,286) | 42,495 |
| Supplies and materials | 13,400 | 7,535 | 5,865 | 4,203 |
| Total | 2,050,924 | 1,883,084 | 167,840 | 397,932 |
| Total general administration | 4,329,260 | 4,267,168 | 62,092 | 3,212,203 |
| School administration | | | | |
| Office of the principal services | | | | |
| Salaries | 7,060,017 | 6,524,999 | 535,018 | 6,829,722 |
| Employee benefits | 1,342,217 | 1,811,112 | (468,895) | 1,335,466 |
| Purchased services | 21,402 | 10,441 | 10,961 | 8,070 |
| Supplies and materials | 29,060 | 20,486 | 8,574 | 21,029 |
| Other objects | 18,945 | 18,665 | 280 | 22,878 |
| Total | 8,471,641 | 8,385,703 | 85,938 | 8,217,165 |
| Total school administration | 8,471,641 | 8,385,703 | 85,938 | 8,217,165 |
| Business | | | | |
| Direction of business support services | | | | |
| Salaries | 171,233 | 182,105 | (10,872) | 153,711 |
| Employee benefits | 20,433 | 39,810 | (19,377) | 20,254 |
| Purchased services | 10,783 | 11,523 | (740) | 9,953 |
| Supplies and materials | 1,200 | 1,529 | (329) | 4,382 |
| Other objects | 2,000 | 2,515 | (515) | 1,959 |
| Non-capitalized equipment | - | - | - | 1,468 |
| Total | 205,649 | 237,482 | (31,833) | 191,727 |
| Fiscal services | | | | |
| Salaries | 396,357 | 402,438 | (6,081) | 392,389 |
| Employee benefits | 32,148 | 43,430 | (11,282) | 32,058 |
| Purchased services | 123,250 | 139,775 | (16,525) | 146,383 |
| Supplies and materials | 76,200 | 149,328 | (73,128) | 96,011 |
| Other objects | 1,200 | 853 | 347 | 1,233 |
| Total | 629,155 | 735,824 | (106,669) | 668,074 |
| Operation and maintenance of plant services | | | | |
| Salaries | 12,320 | 19,586 | (7,266) | 12,320 |
| Employee benefits | 18 | 18 | - | 17 |
| Total | 12,338 | 19,604 | (7,266) | 12,337 |

See Auditors' Report and Notes to Required Supplementary Information

(Continued)

COMMUNITY UNIT SCHOOL DISTRICT 308
GENERAL FUND

SCHEDULE OF REVENUES, EXPENDITURES AND CHANGES IN FUND BALANCES - BUDGET TO ACTUAL - NON-
GAAP BUDGETARY BASIS
FOR THE YEAR ENDED JUNE 30, 2017
WITH COMPARATIVE ACTUAL AMOUNTS FOR THE YEAR ENDED JUNE 30, 2016

| | 2017 | | | 2016 |
|--|------------------------------|-----------|-------------------------------|-----------|
| | ORIGINAL AND FINAL BUDGET | ACTUAL | VARIANCE WITH FINAL BUDGET | ACTUAL |
| Pupil transportation services | | | | |
| Purchased services | \$ 30,000 | \$ - | \$ 30,000 | \$ 341 |
| Supplies and materials | - | 25 | (25) | - |
| Total | 30,000 | 25 | 29,975 | 341 |
| Food services | | | | |
| Purchased services | 4,307,103 | 4,169,837 | 137,266 | 4,277,265 |
| Supplies and materials | 500 | 432,575 | (432,075) | 408,444 |
| Non-capitalized equipment | - | 5,875 | (5,875) | - |
| Total | 4,307,603 | 4,608,287 | (300,684) | 4,685,709 |
| Total business | 5,184,745 | 5,601,222 | (416,477) | 5,558,188 |
| Central | | | | |
| Planning, research, development and evaluation services | | | | |
| Salaries | 705 | 3,235 | (2,530) | 705 |
| Employee benefits | 17 | 86 | (69) | 16 |
| Purchased services | - | - | - | 22,329 |
| Total | 722 | 3,321 | (2,599) | 23,050 |
| Information services | | | | |
| Salaries | 431,465 | 456,117 | (24,652) | 403,004 |
| Employee benefits | 83,187 | 112,000 | (28,813) | 83,074 |
| Purchased services | 359,600 | 368,453 | (8,853) | 456,421 |
| Supplies and materials | 65,000 | 28,790 | 36,210 | 81,847 |
| Other objects | 7,000 | 11,491 | (4,491) | 8,526 |
| Non-capitalized equipment | 2,000 | 877 | 1,123 | 798 |
| Total | 948,252 | 977,728 | (29,476) | 1,033,670 |
| Staff services | | | | |
| Salaries | 983,153 | 933,193 | 49,960 | 1,193,420 |
| Employee benefits | 190,984 | 207,520 | (16,536) | 190,308 |
| Purchased services | 205,600 | 238,680 | (33,080) | 135,648 |
| Supplies and materials | 14,950 | 9,252 | 5,698 | 22,249 |
| Other objects | 1,500 | 708 | 792 | 2,738 |
| Non-capitalized equipment | 4,500 | 1,037 | 3,463 | 4,267 |
| Total | 1,400,687 | 1,390,390 | 10,297 | 1,548,630 |

See Auditors' Report and Notes to Required Supplementary Information

(Continued)

COMMUNITY UNIT SCHOOL DISTRICT 308
GENERAL FUND

SCHEDULE OF REVENUES, EXPENDITURES AND CHANGES IN FUND BALANCES - BUDGET TO ACTUAL - NON-
GAAP BUDGETARY BASIS
FOR THE YEAR ENDED JUNE 30, 2017
WITH COMPARATIVE ACTUAL AMOUNTS FOR THE YEAR ENDED JUNE 30, 2016

| | 2017 | | | 2016 |
|---|------------------------------|-------------------|-------------------------------|-------------------|
| | ORIGINAL AND FINAL BUDGET | ACTUAL | VARIANCE WITH FINAL BUDGET | ACTUAL |
| Data processing services | | | | |
| Salaries | \$ 802,835 | \$ 907,268 | \$ (104,433) | \$ 703,527 |
| Employee benefits | 143,339 | 192,830 | (49,491) | 143,361 |
| Purchased services | 1,340,429 | 1,281,659 | 58,770 | 1,226,918 |
| Supplies and materials | 95,730 | 189,863 | (94,133) | 425,887 |
| Capital outlay | 180,000 | 190,298 | (10,298) | 123,192 |
| Non-capitalized equipment | 36,000 | 15,514 | 20,486 | 106,197 |
| Total | <u>2,598,333</u> | <u>2,777,432</u> | <u>(179,099)</u> | <u>2,729,082</u> |
| Total central | <u>4,947,994</u> | <u>5,148,871</u> | <u>(200,877)</u> | <u>5,334,432</u> |
| Other supporting services | | | | |
| Supplies and materials | - | - | - | 2,270 |
| Total | - | - | - | 2,270 |
| Total support services | <u>43,554,827</u> | <u>45,538,290</u> | <u>(1,983,463)</u> | <u>34,461,473</u> |
| Community services | | | | |
| Salaries | 45,551 | 85,914 | (40,363) | 43,616 |
| Employee benefits | 10,903 | 20,142 | (9,239) | 11,322 |
| Purchased services | 30,200 | 69,394 | (39,194) | 56,591 |
| Supplies and materials | 8,869 | 49,180 | (40,311) | 4,102 |
| Total community services | <u>95,523</u> | <u>224,630</u> | <u>(129,107)</u> | <u>115,631</u> |
| Payments to other districts and governmental units | | | | |
| Payments for special education programs | | | | |
| Purchased services | <u>2,550,000</u> | <u>1,503</u> | <u>2,548,497</u> | <u>13,047</u> |
| Total | <u>2,550,000</u> | <u>1,503</u> | <u>2,548,497</u> | <u>13,047</u> |
| Payments for special education programs - tuition | | | | |
| Other objects | - | - | - | 15,093,394 |
| Total | - | - | - | 15,093,394 |
| Total payments to other districts and governmental units | <u>2,550,000</u> | <u>1,503</u> | <u>2,548,497</u> | <u>15,106,441</u> |
| Debt services | | | | |
| Interest on short term debt | | | | |
| Tax anticipation warrants | 30,000 | 76,251 | (46,251) | 29,333 |
| Other interest on short term debt | <u>15,000</u> | <u>17,000</u> | <u>(2,000)</u> | <u>14,900</u> |
| Total | <u>45,000</u> | <u>93,251</u> | <u>(48,251)</u> | <u>44,233</u> |
| Total debt services | <u>45,000</u> | <u>93,251</u> | <u>(48,251)</u> | <u>44,233</u> |

See Auditors' Report and Notes to Required Supplementary Information

(Continued)

COMMUNITY UNIT SCHOOL DISTRICT 308

GENERAL FUND

SCHEDULE OF REVENUES, EXPENDITURES AND CHANGES IN FUND BALANCES - BUDGET TO ACTUAL - NON-GAAP BUDGETARY BASIS

FOR THE YEAR ENDED JUNE 30, 2017

WITH COMPARATIVE ACTUAL AMOUNTS FOR THE YEAR ENDED JUNE 30, 2016

| | 2017 | | | 2016 ACTUAL |
|---|------------------------------|---------------|-------------------------------|----------------|
| | ORIGINAL AND FINAL BUDGET | ACTUAL | VARIANCE WITH FINAL BUDGET | |
| Provision for contingencies | \$ 5,379 | \$ - | \$ 5,379 | \$ - |
| Total expenditures | 156,433,622 | 159,217,379 | (2,783,757) | 147,027,614 |
| Excess (deficiency) of revenues over expenditures | (2,361,337) | (6,068,124) | (3,706,787) | (6,340,604) |
| Other financing sources (uses) | | | | |
| Principal on bonds sold | - | 13,452,816 | 13,452,816 | - |
| Total other financing sources (uses) | - | 13,452,816 | 13,452,816 | - |
| Net change in fund balance | \$ (2,361,337) | 7,384,692 | \$ 9,746,029 | (6,340,604) |
| Fund balance, beginning of year | | 15,366,509 | | 21,707,113 |
| Fund balance, end of year | | \$ 22,751,201 | | \$ 15,366,509 |

COMMUNITY UNIT SCHOOL DISTRICT 308**OPERATIONS AND MAINTENANCE FUND**

SCHEDULE OF REVENUES, EXPENDITURES AND CHANGES IN FUND BALANCES - BUDGET TO ACTUAL

FOR THE YEAR ENDED JUNE 30, 2017

WITH COMPARATIVE ACTUAL AMOUNTS FOR THE YEAR ENDED JUNE 30, 2016

| | 2017 | | | |
|--|------------------------------|---------------|-------------------------------|----------------|
| | ORIGINAL AND FINAL BUDGET | ACTUAL | VARIANCE WITH FINAL BUDGET | 2016 ACTUAL |
| Revenues | | | | |
| Local sources | | | | |
| General levy | \$ 10,540,080 | \$ 10,610,383 | \$ 70,303 | \$ 10,515,538 |
| Investment income | 2,618 | 5,709 | 3,091 | 2,900 |
| Rentals | 996,768 | 494,322 | (502,446) | 1,198,538 |
| Refund of prior years' expenditures | - | 9,311 | 9,311 | 32 |
| Other | 1,296,296 | 398,684 | (897,612) | 314,447 |
| Total local sources | 12,835,762 | 11,518,409 | (1,317,353) | 12,031,455 |
| State sources | | | | |
| General state aid | 5,000,000 | 5,000,016 | 16 | 5,401,379 |
| Total state sources | 5,000,000 | 5,000,016 | 16 | 5,401,379 |
| Total revenues | 17,835,762 | 16,518,425 | (1,317,337) | 17,432,834 |
| Expenditures | | | | |
| Support services | | | | |
| Business | | | | |
| Operation and maintenance of plant services | | | | |
| Salaries | 7,372,352 | 7,217,454 | 154,898 | 7,248,444 |
| Employee benefits | 1,633,181 | 1,599,015 | 34,166 | 1,593,006 |
| Purchased services | 2,251,270 | 2,138,882 | 112,388 | 1,963,248 |
| Supplies and materials | 4,861,500 | 5,069,508 | (208,008) | 5,004,690 |
| Capital outlay | 7,000 | 29,018 | (22,018) | 243,498 |
| Other objects | - | 460 | (460) | 334 |
| Non-capitalized equipment | 4,100 | 39,394 | (35,294) | 42,501 |
| Total | 16,129,403 | 16,093,731 | 35,672 | 16,095,721 |
| Total business | 16,129,403 | 16,093,731 | 35,672 | 16,095,721 |
| Other supporting services | | | | |
| Salaries | 134,269 | - | 134,269 | - |
| Employee benefits | 24,417 | - | 24,417 | - |
| Purchased services | 758,996 | 610,435 | 148,561 | 657,109 |
| Supplies and materials | - | 767 | (767) | - |
| Non-capitalized equipment | - | 6,325 | (6,325) | - |
| Total | 917,682 | 617,527 | 300,155 | 657,109 |
| Total support services | 17,047,085 | 16,711,258 | 335,827 | 16,752,830 |

See Auditors' Report and Notes to Required Supplementary Information

COMMUNITY UNIT SCHOOL DISTRICT 308**OPERATIONS AND MAINTENANCE FUND**

SCHEDULE OF REVENUES, EXPENDITURES AND CHANGES IN FUND BALANCES - BUDGET TO ACTUAL

FOR THE YEAR ENDED JUNE 30, 2017

WITH COMPARATIVE ACTUAL AMOUNTS FOR THE YEAR ENDED JUNE 30, 2016

| | 2017 | | VARIANCE WITH FINAL BUDGET | 2016 ACTUAL |
|--|------------------------------|----------------------|-------------------------------|----------------------|
| | ORIGINAL AND FINAL BUDGET | ACTUAL | | |
| Total expenditures | <u>\$ 17,047,085</u> | <u>\$ 16,711,258</u> | <u>\$ 335,827</u> | <u>\$ 16,752,830</u> |
| Excess (deficiency) of revenues over expenditures | <u>788,677</u> | <u>(192,833)</u> | <u>(981,510)</u> | <u>680,004</u> |
| Other financing sources (uses) | | | | |
| Transfer to debt service fund to pay principal on capital leases | - | (289,781) | (289,781) | (280,651) |
| Transfer to debt service fund to pay interest on capital leases | - | (14,648) | (14,648) | (23,778) |
| Transfer to debt service fund to pay principal on revenue bonds | (420,000) | (420,000) | - | (385,000) |
| Transfer to debt service fund to pay interest on revenue bonds | <u>(10,500)</u> | <u>(10,500)</u> | <u>-</u> | <u>(20,125)</u> |
| Total other financing sources (uses) | <u>(430,500)</u> | <u>(734,929)</u> | <u>(304,429)</u> | <u>(709,554)</u> |
| Net change in fund balance | <u>\$ 358,177</u> | <u>(927,762)</u> | <u>\$ (1,285,939)</u> | <u>(29,550)</u> |
| Fund balance, beginning of year | | <u>1,962,568</u> | | <u>1,992,118</u> |
| Fund balance, end of year | | <u>\$ 1,034,806</u> | | <u>\$ 1,962,568</u> |

See Auditors' Report and Notes to Required Supplementary Information

COMMUNITY UNIT SCHOOL DISTRICT 308**TRANSPORTATION FUND**

SCHEDULE OF REVENUES, EXPENDITURES AND CHANGES IN FUND BALANCES - BUDGET TO ACTUAL
 FOR THE YEAR ENDED JUNE 30, 2017
 WITH COMPARATIVE ACTUAL AMOUNTS FOR THE YEAR ENDED JUNE 30, 2016

| | 2017 | | | |
|--|------------------------------|-------------------|-------------------------------|-------------------|
| | ORIGINAL AND FINAL BUDGET | ACTUAL | VARIANCE WITH FINAL BUDGET | 2016 ACTUAL |
| Revenues | | | | |
| Local sources | | | | |
| General levy | \$ 5,919,816 | \$ 5,959,281 | \$ 39,465 | \$ 5,905,905 |
| Regular transportation fees from pupils or parents (in state) | 64,621 | 24,299 | (40,322) | 65,821 |
| Regular transportation fees from other LEAs (in state) | - | 6,177 | 6,177 | - |
| Regular transportation fees from co-curricular act (in state) | 55,738 | 35,735 | (20,003) | 60,298 |
| Investment income | 7,748 | 27,015 | 19,267 | 8,833 |
| Other | <u>129,177</u> | <u>94</u> | <u>(129,083)</u> | <u>141,319</u> |
| Total local sources | <u>6,177,100</u> | <u>6,052,601</u> | <u>(124,499)</u> | <u>6,182,176</u> |
| State sources | | | | |
| Transportation - regular/vocational | 3,347,596 | 2,484,637 | (862,959) | 2,502,609 |
| Transportation - special education | <u>4,147,172</u> | <u>4,646,951</u> | <u>499,779</u> | <u>2,731,559</u> |
| Total state sources | <u>7,494,768</u> | <u>7,131,588</u> | <u>(363,180)</u> | <u>5,234,168</u> |
| Total revenues | <u>13,671,868</u> | <u>13,184,189</u> | <u>(487,679)</u> | <u>11,416,344</u> |
| Expenditures | | | | |
| Support Services | | | | |
| Business | | | | |
| Pupil transportation services | | | | |
| Salaries | 4,621,372 | 4,504,187 | 117,185 | 4,614,144 |
| Employee benefits | 1,171,480 | 1,108,365 | 63,115 | 1,125,830 |
| Purchased services | 3,980,110 | 6,386,513 | (2,406,403) | 5,107,789 |
| Supplies and materials | 642,400 | 574,759 | 67,641 | 612,218 |
| Capital outlay | 22,000 | - | 22,000 | 35,956 |
| Other objects | 6,000 | 3,880 | 2,120 | 4,000 |
| Non-capitalized equipment | <u>4,000</u> | <u>2,829</u> | <u>1,171</u> | <u>19,401</u> |
| Total | <u>10,447,362</u> | <u>12,580,533</u> | <u>(2,133,171)</u> | <u>11,519,338</u> |
| Total business | <u>10,447,362</u> | <u>12,580,533</u> | <u>(2,133,171)</u> | <u>11,519,338</u> |
| Total support services | <u>10,447,362</u> | <u>12,580,533</u> | <u>(2,133,171)</u> | <u>11,519,338</u> |

See Auditors' Report and Notes to Required Supplementary Information

COMMUNITY UNIT SCHOOL DISTRICT 308**TRANSPORTATION FUND**

SCHEDULE OF REVENUES, EXPENDITURES AND CHANGES IN FUND BALANCES - BUDGET TO ACTUAL
 FOR THE YEAR ENDED JUNE 30, 2017
 WITH COMPARATIVE ACTUAL AMOUNTS FOR THE YEAR ENDED JUNE 30, 2016

| | 2017 | | | 2016 |
|--------------------------------------|------------------------------|--------------|-------------------------------|--------------|
| | ORIGINAL AND FINAL BUDGET | ACTUAL | VARIANCE WITH FINAL BUDGET | ACTUAL |
| Debt services | | | | |
| Interest on short term debt | | | | |
| Other interest on short term debt | \$ 223,521 | \$ - | \$ 223,521 | \$ - |
| Total | 223,521 | - | 223,521 | - |
| Payments on long term debt | | | | |
| Principal payments on long term debt | 1,245,149 | - | 1,245,149 | - |
| Total | 1,245,149 | - | 1,245,149 | - |
| Total debt services | 1,468,670 | - | 1,468,670 | - |
| Total expenditures | 11,916,032 | 12,580,533 | (664,501) | 11,519,338 |
| Net change in fund balance | \$ 1,755,836 | 603,656 | \$ (1,152,180) | (102,994) |
| Fund balance, beginning of year | | 7,836,547 | | 7,939,541 |
| Fund balance, end of year | | \$ 8,440,203 | | \$ 7,836,547 |

See Auditors' Report and Notes to Required Supplementary Information

COMMUNITY UNIT SCHOOL DISTRICT 308
MUNICIPAL RETIREMENT/SOCIAL SECURITY FUND

SCHEDULE OF REVENUES, EXPENDITURES AND CHANGES IN FUND BALANCES - BUDGET TO ACTUAL
 FOR THE YEAR ENDED JUNE 30, 2017
 WITH COMPARATIVE ACTUAL AMOUNTS FOR THE YEAR ENDED JUNE 30, 2016

| | 2017 | | | 2016 |
|---|------------------------------|------------------|-------------------------------|------------------|
| | ORIGINAL AND FINAL BUDGET | ACTUAL | VARIANCE WITH FINAL BUDGET | ACTUAL |
| Revenues | | | | |
| Local sources | | | | |
| General levy | \$ 1,906,966 | \$ 1,931,972 | \$ 25,006 | \$ 1,802,434 |
| Social security/medicare only levy | 1,906,966 | 1,931,972 | 25,006 | 1,802,823 |
| Corporate personal property replacement taxes | 604,941 | 618,648 | 13,707 | 556,923 |
| Investment income | <u>1,613</u> | <u>4,519</u> | <u>2,906</u> | <u>1,773</u> |
| Total local sources | <u>4,420,486</u> | <u>4,487,111</u> | <u>66,625</u> | <u>4,163,953</u> |
| State sources | | | | |
| General state aid | <u>1,406,000</u> | <u>1,406,000</u> | <u>-</u> | <u>-</u> |
| Total state sources | <u>1,406,000</u> | <u>1,406,000</u> | <u>-</u> | <u>-</u> |
| Total revenues | <u>5,826,486</u> | <u>5,893,111</u> | <u>66,625</u> | <u>4,163,953</u> |
| Expenditures | | | | |
| Instruction | | | | |
| Regular programs | 1,294,351 | 1,038,867 | 255,484 | 1,264,187 |
| Pre-K programs | 21,386 | 8,740 | 12,646 | - |
| Special education programs | 855,100 | 1,116,703 | (261,603) | 209,984 |
| Remedial and supplemental programs K - 12 | 46,429 | 527 | 45,902 | 527 |
| Remedial and supplemental programs Pre - K | 25,271 | - | 25,271 | - |
| CTE programs | 19,537 | 23,961 | (4,424) | 18,774 |
| Interscholastic programs | 116,028 | 128,744 | (12,716) | 111,662 |
| Summer school programs | 5,904 | 19,898 | (13,994) | 5,673 |
| Gifted programs | 15,220 | 16,422 | (1,202) | 14,627 |
| Driver's education programs | 9,034 | 6,478 | 2,556 | 8,682 |
| Bilingual programs | 65,550 | 81,801 | (16,251) | 63,680 |
| Truant's alternative and optional programs | <u>9,648</u> | <u>10,837</u> | <u>(1,189)</u> | <u>9,272</u> |
| Total instruction | <u>2,483,458</u> | <u>2,452,978</u> | <u>30,480</u> | <u>1,707,068</u> |
| Support services | | | | |
| Pupils | | | | |
| Attendance and social work services | 114,974 | 149,688 | (34,714) | 110,492 |
| Guidance services | 30,399 | 33,861 | (3,462) | 31,240 |
| Health services | 158,417 | 243,190 | (84,773) | 152,313 |
| Psychological services | - | 25,354 | (25,354) | - |
| Speech pathology and audiology services | <u>22,940</u> | <u>41,237</u> | <u>(18,297)</u> | <u>22,047</u> |
| Total pupils | <u>326,730</u> | <u>493,330</u> | <u>(166,600)</u> | <u>316,092</u> |

See Auditors' Report and Notes to Required Supplementary Information

COMMUNITY UNIT SCHOOL DISTRICT 308
MUNICIPAL RETIREMENT/SOCIAL SECURITY FUND

SCHEDULE OF REVENUES, EXPENDITURES AND CHANGES IN FUND BALANCES - BUDGET TO ACTUAL
FOR THE YEAR ENDED JUNE 30, 2017
WITH COMPARATIVE ACTUAL AMOUNTS FOR THE YEAR ENDED JUNE 30, 2016

| | 2017 | | | 2016 |
|--|------------------------------|------------|-------------------------------|------------|
| | ORIGINAL AND FINAL BUDGET | ACTUAL | VARIANCE WITH FINAL BUDGET | ACTUAL |
| Instructional staff | | | | |
| Improvement of instructional staff | \$ 59,849 | \$ 48,518 | \$ 11,331 | \$ 56,231 |
| Educational media services | 51,916 | 90,300 | (38,384) | 49,913 |
| Assessment and testing | 42 | 15,028 | (14,986) | 42 |
| Total instructional staff | 111,807 | 153,846 | (42,039) | 106,186 |
| General administration | | | | |
| Board of education services | 4,351 | 4,218 | 133 | 4,181 |
| Executive administration services | 15,807 | 17,074 | (1,267) | 15,191 |
| Special area administration services | 29,641 | 39,140 | (9,499) | 10,003 |
| Total general administration | 49,799 | 60,432 | (10,633) | 29,375 |
| School administration | | | | |
| Office of the principal services | 393,619 | 381,002 | 12,617 | 378,283 |
| Total school administration | 393,619 | 381,002 | 12,617 | 378,283 |
| Business | | | | |
| Direction of business support services | 2,147 | 2,532 | (385) | 2,064 |
| Fiscal services | 68,969 | 66,942 | 2,027 | 66,282 |
| Facilities acquisition and construction service | 26,281 | 13,100 | 13,181 | 25,257 |
| Operations and maintenance of plant services | 1,220,654 | 1,145,533 | 75,121 | 1,173,092 |
| Pupil transportation services | 791,638 | 732,815 | 58,823 | 760,790 |
| Internal services | - | 22,301 | (22,301) | 18,782 |
| Total business | 2,109,689 | 1,983,223 | 126,466 | 2,046,267 |
| Central | | | | |
| Planning, research, development and evaluation services | 18 | 69 | (51) | 18 |
| Information services | 67,143 | 74,525 | (7,382) | 64,526 |
| Staff services | 137,700 | 99,431 | 38,269 | 132,335 |
| Data processing services | 120,200 | 147,634 | (27,434) | 115,515 |
| Total central | 325,061 | 321,659 | 3,402 | 312,394 |
| Other supporting services | 19,543 | - | 19,543 | - |
| Total support services | 3,336,248 | 3,393,492 | (57,244) | 3,188,597 |
| Community services | 6,780 | 12,118 | (5,338) | 6,757 |
| Total expenditures | 5,826,486 | 5,858,588 | (32,102) | 4,902,422 |
| Net change in fund balance | \$ - | 34,523 | \$ 34,523 | (738,469) |
| Fund balance, beginning of year | | 594,328 | | 1,332,797 |
| Fund balance, end of year | | \$ 628,851 | | \$ 594,328 |

See Auditors' Report and Notes to Required Supplementary Information

COMMUNITY UNIT SCHOOL DISTRICT 308
NOTES TO REQUIRED SUPPLEMENTARY INFORMATION
AS OF AND FOR THE YEAR ENDED JUNE 30, 2017

STEWARDSHIP, COMPLIANCE AND ACCOUNTABILITY

Budgetary Data

Except for the exclusion of on-behalf payments from other governments, discussed below, the budgeted amounts for the Governmental Funds are adopted on the modified accrual basis, which is consistent with accounting principles generally accepted in the United States of America.

The Board of Education follows these procedures in establishing the budgetary data reflected in the general purpose financial statements:

1. The Administration submits to the Board of Education a proposed operating budget for the fiscal year commencing July 1. The operating budget includes proposed expenditures and the means of financing them.
2. Public hearings are conducted and the proposed budget is available for inspection to obtain taxpayer comments.
3. Prior to September 30, the budget is legally adopted through passage of a resolution. By the last Tuesday in December, a tax levy resolution is filed with the county clerk to obtain tax revenues.
4. Management is authorized to transfer budget amounts, provided funds are transferred between the same function and object codes. The Board of Education is authorized to transfer up to a legal level of 10% of the total budget between functions within any fund; however, any revisions that alter the total expenditures of any fund must be approved by the Board of Education, after following the public hearing process mandated by law.
5. Formal budgetary integration is employed as a management control device during the year for all governmental funds.
6. All budget appropriations lapse at the end of the fiscal year.

The budget amounts shown in the financial statements are as originally adopted because there were no amendments during the past fiscal year.

Budget Reconciliations

The Statement of Revenues, Expenditures and Changes in Fund Balance - Governmental Funds (GAAP basis) includes "on-behalf" payments received and made for the amounts contributed by the State of Illinois for the employer's share of the Teachers Retirement System pension. The District does not budget for these amounts in the Educational Accounts of the General Fund. The differences between the budget and GAAP basis are as follows:

| | <i>Revenues</i> | <i>Expenditures</i> |
|---|------------------------------|------------------------------|
| General Fund Budgetary Basis | \$ 153,149,255 | \$ 159,217,379 |
| To adjust for on-behalf payments received | 50,046,554 | - |
| To adjust for on-behalf payments made | <u>-</u> | <u>50,046,554</u> |
| General Fund GAAP Basis | <u>\$ 203,195,809</u> | <u>\$ 209,263,933</u> |

Excess of Expenditures over Budget

For the year ended June 30, 2017, expenditures exceeded budget in the General Fund, Transportation Fund and the Municipal Retirement/Social Security Fund by \$2,783,757, \$664,501, and \$32,102, respectively. These excesses were funded by available fund balances.

See Auditors' Report

COMMUNITY UNIT SCHOOL DISTRICT 308**DEBT SERVICE FUND**

SCHEDULE OF REVENUES, EXPENDITURES AND CHANGES IN FUND BALANCES - BUDGET TO ACTUAL
 FOR THE YEAR ENDED JUNE 30, 2017
 WITH COMPARATIVE ACTUAL AMOUNTS FOR THE YEAR ENDED JUNE 30, 2016

| | 2017 | | | 2016 |
|---|------------------------------|-------------------|-------------------------------|--------------------|
| | ORIGINAL AND FINAL BUDGET | ACTUAL | VARIANCE WITH FINAL BUDGET | ACTUAL |
| Revenues | | | | |
| Local sources | | | | |
| General levy | \$ 29,943,657 | \$ 29,954,415 | \$ 10,758 | \$ 31,556,794 |
| Investment income | - | 24,690 | 24,690 | 8,437 |
| Total local sources | <u>29,943,657</u> | <u>29,979,105</u> | <u>35,448</u> | <u>31,565,231</u> |
| Federal sources | | | | |
| Build America bond interest reimbursements | - | - | - | 64,227 |
| Total federal sources | <u>-</u> | <u>-</u> | <u>-</u> | <u>64,227</u> |
| Total revenues | <u>29,943,657</u> | <u>29,979,105</u> | <u>35,448</u> | <u>31,629,458</u> |
| Expenditures | | | | |
| Debt services | | | | |
| Payments on long term debt | | | | |
| Interest on long term debt | 12,352,608 | 11,523,804 | 828,804 | 11,765,607 |
| Principal payments on long term debt | <u>18,021,549</u> | <u>19,154,781</u> | <u>(1,133,232)</u> | <u>22,100,651</u> |
| Total | <u>30,374,157</u> | <u>30,678,585</u> | <u>(304,428)</u> | <u>33,866,258</u> |
| Other debt service | | | | |
| Purchased services | - | 4,556 | (4,556) | 5,052 |
| Other objects | <u>-</u> | <u>162,184</u> | <u>(162,184)</u> | <u>1,104,650</u> |
| Total | <u>-</u> | <u>166,740</u> | <u>(166,740)</u> | <u>1,109,702</u> |
| Total debt services | <u>30,374,157</u> | <u>30,845,325</u> | <u>(471,168)</u> | <u>34,975,960</u> |
| Total expenditures | <u>30,374,157</u> | <u>30,845,325</u> | <u>(471,168)</u> | <u>34,975,960</u> |
| Excess (deficiency) of revenues over expenditures | <u>(430,500)</u> | <u>(866,220)</u> | <u>(435,720)</u> | <u>(3,346,502)</u> |

COMMUNITY UNIT SCHOOL DISTRICT 308**DEBT SERVICE FUND**

SCHEDULE OF REVENUES, EXPENDITURES AND CHANGES IN FUND BALANCES - BUDGET TO ACTUAL
 FOR THE YEAR ENDED JUNE 30, 2017
 WITH COMPARATIVE ACTUAL AMOUNTS FOR THE YEAR ENDED JUNE 30, 2016

| | 2017 | | VARIANCE WITH FINAL BUDGET | 2016 ACTUAL |
|---|------------------------------|----------------------|-------------------------------|----------------------|
| | ORIGINAL AND FINAL BUDGET | ACTUAL | | |
| Other financing sources (uses) | | | | |
| Principal on bonds sold | \$ - | \$ 162,184 | \$ 162,184 | \$ 96,780,000 |
| Premium on bonds sold | - | - | - | 15,260,178 |
| Transfer to debt service to pay principal on capital leases | - | 289,781 | 289,781 | 280,651 |
| Transfer to debt service to pay interest on capital leases | - | 14,648 | 14,648 | 23,778 |
| Transfer to debt service to pay principal on revenue bonds | 420,000 | 420,000 | - | 385,000 |
| Transfer to debt service to pay interest on revenue bonds | 10,500 | 10,500 | - | 20,125 |
| Payment to refunded bonds escrow agent | - | - | - | (110,933,093) |
| Total other financing sources (uses) | <u>430,500</u> | <u>897,113</u> | <u>466,613</u> | <u>1,816,639</u> |
| Net change in fund balance | <u>\$ -</u> | <u>30,893</u> | <u>\$ 30,893</u> | <u>(1,529,863)</u> |
| Fund balance, beginning of year | | <u>14,668,707</u> | | <u>16,198,570</u> |
| Fund balance, end of year | | <u>\$ 14,699,600</u> | | <u>\$ 14,668,707</u> |

COMMUNITY UNIT SCHOOL DISTRICT 308

CAPITAL PROJECTS FUND

SCHEDULE OF REVENUES, EXPENDITURES AND CHANGES IN FUND BALANCES - BUDGET TO ACTUAL
FOR THE YEAR ENDED JUNE 30, 2017
WITH COMPARATIVE ACTUAL AMOUNTS FOR THE YEAR ENDED JUNE 30, 2016

| | 2017 | | | 2016 |
|--|------------------------------|--------------|-------------------------------|--------------|
| | ORIGINAL AND FINAL BUDGET | ACTUAL | VARIANCE WITH FINAL BUDGET | ACTUAL |
| Revenues | | | | |
| Local sources | | | | |
| Other payments in lieu of taxes | \$ 528,462 | \$ 150,589 | \$ (377,873) | \$ 251,344 |
| Investment income | 5,814 | 15,070 | 9,256 | 5,813 |
| Impact fees from municipal or county governments | - | 358,293 | 358,293 | 277,117 |
| Other | - | 49,219 | 49,219 | - |
| Total local sources | 534,276 | 573,171 | 38,895 | 534,274 |
| Total revenues | 534,276 | 573,171 | 38,895 | 534,274 |
| Expenditures | | | | |
| Support services | | | | |
| Business | | | | |
| Facilities acquisition and construction service | | | | |
| Salaries | 79,972 | 78,534 | 1,438 | 172,919 |
| Employee benefits | 23,302 | 11,296 | 12,006 | 23,300 |
| Purchased services | - | 583,996 | (583,996) | 979,550 |
| Supplies and materials | - | 157,840 | (157,840) | 453,844 |
| Capital outlay | - | 569,185 | (569,185) | 647,969 |
| Non-capitalized equipment | - | 107,762 | (107,762) | 62,708 |
| Total | 103,274 | 1,508,613 | (1,405,339) | 2,340,290 |
| Total business | 103,274 | 1,508,613 | (1,405,339) | 2,340,290 |
| Total support services | 103,274 | 1,508,613 | (1,405,339) | 2,340,290 |
| Total expenditures | 103,274 | 1,508,613 | (1,405,339) | 2,340,290 |
| Net change in fund balance | \$ 431,002 | (935,442) | \$ (1,366,444) | (1,806,016) |
| Fund balance, beginning of year | | 3,290,598 | | 5,096,614 |
| Fund balance, end of year | | \$ 2,355,156 | | \$ 3,290,598 |

COMMUNITY UNIT SCHOOL DISTRICT 308**FIRE PREVENTION AND LIFE SAFETY FUND**

SCHEDULE OF REVENUES, EXPENDITURES AND CHANGES IN FUND BALANCES - BUDGET TO ACTUAL

FOR THE YEAR ENDED JUNE 30, 2017

WITH COMPARATIVE ACTUAL AMOUNTS FOR THE YEAR ENDED JUNE 30, 2016

| | 2017 | | VARIANCE WITH FINAL BUDGET | 2016 ACTUAL |
|---------------------------------|------------------------------|---------------|-------------------------------|----------------|
| | ORIGINAL AND FINAL BUDGET | ACTUAL | | |
| Revenues | | | | |
| Local sources | | | | |
| Investment income | \$ - | \$ 4 | \$ 4 | \$ - |
| Total local sources | - | 4 | 4 | - |
| Total revenues | - | 4 | 4 | - |
| Expenditures | | | | |
| Total expenditures | - | - | - | - |
| Net change in fund balance | <u>\$ -</u> | 4 | <u>\$ 4</u> | - |
| Fund balance, beginning of year | | 360 | | 360 |
| Fund balance, end of year | | <u>\$ 364</u> | | <u>\$ 360</u> |

COMMUNITY UNIT SCHOOL DISTRICT 308**GENERAL FUND**

COMBINING BALANCE SHEET

AS OF JUNE 30, 2017

| | EDUCATIONAL ACCOUNTS | WORKING CASH ACCOUNTS | TOTAL |
|---|-------------------------|--------------------------|----------------------|
| Assets | | | |
| Cash and investments | \$ 7,292,593 | \$ 27,005,790 | \$ 34,298,383 |
| Receivables (net allowance for uncollectibles): | | | |
| Property taxes | 36,556,747 | 172,733 | 36,729,480 |
| Replacement taxes | 324,219 | - | 324,219 |
| Intergovernmental | 5,098,869 | - | 5,098,869 |
| Other | 1,595,442 | - | 1,595,442 |
| Inventory | 71,494 | - | 71,494 |
| Total assets | <u>\$ 50,939,364</u> | <u>\$ 27,178,523</u> | <u>\$ 78,117,887</u> |
| Liabilities, deferred inflows of resources, and fund balance | | | |
| Liabilities | | | |
| Accounts payable | \$ 1,321,961 | \$ - | \$ 1,321,961 |
| Salaries and wages payable | 13,379,373 | - | 13,379,373 |
| Health claims payable | 1,647,742 | - | 1,647,742 |
| Total liabilities | <u>16,349,076</u> | <u>-</u> | <u>16,349,076</u> |
| Deferred inflows of resources | | | |
| Property taxes levied for a future period | 36,844,036 | 174,090 | 37,018,126 |
| Unavailable state and federal aid receivable | 1,999,484 | - | 1,999,484 |
| Total deferred inflows of resources | <u>38,843,520</u> | <u>174,090</u> | <u>39,017,610</u> |
| Fund balance | | | |
| Nonspendable | 71,494 | - | 71,494 |
| Unassigned | (4,324,726) | 27,004,433 | 22,679,707 |
| Total fund balance (deficit) | <u>(4,253,232)</u> | <u>27,004,433</u> | <u>22,751,201</u> |
| Total liabilities, deferred inflows of resources, and fund balance | <u>\$ 50,939,364</u> | <u>\$ 27,178,523</u> | <u>\$ 78,117,887</u> |

COMMUNITY UNIT SCHOOL DISTRICT 308

GENERAL FUND

COMBINING SCHEDULE OF REVENUES, EXPENDITURES AND CHANGES IN FUND BALANCES FOR THE YEAR ENDED JUNE 30, 2017

| | EDUCATIONAL ACCOUNTS | WORKING CASH ACCOUNTS | TOTAL |
|---|-------------------------|--------------------------|----------------------|
| Revenues | | | |
| Property taxes | \$ 73,239,924 | \$ 345,719 | \$ 73,585,643 |
| Corporate personal property replacement taxes | 1,433,240 | - | 1,433,240 |
| State aid | 107,775,883 | - | 107,775,883 |
| Federal aid | 7,833,811 | - | 7,833,811 |
| Investment income | 51,596 | 65,904 | 117,500 |
| Other | 12,449,732 | - | 12,449,732 |
| Total revenues | <u>202,784,186</u> | <u>411,623</u> | <u>203,195,809</u> |
| Expenditures | | | |
| Current: | | | |
| Instruction: | | | |
| Regular programs | 69,217,111 | - | 69,217,111 |
| Special programs | 29,623,248 | - | 29,623,248 |
| Other instructional programs | 14,476,741 | - | 14,476,741 |
| State retirement contributions | 50,046,554 | - | 50,046,554 |
| Support Services: | | | |
| Pupils | 15,928,264 | - | 15,928,264 |
| Instructional staff | 6,200,976 | - | 6,200,976 |
| General administration | 4,267,168 | - | 4,267,168 |
| School administration | 8,385,703 | - | 8,385,703 |
| Business | 5,581,593 | - | 5,581,593 |
| Transportation | 25 | - | 25 |
| Operations and maintenance | 19,604 | - | 19,604 |
| Central | 4,958,573 | - | 4,958,573 |
| Community services | 224,630 | - | 224,630 |
| Payments to other districts and gov't units | 1,503 | - | 1,503 |
| Debt Service: | | | |
| Interest and other | 93,251 | - | 93,251 |
| Capital outlay | 238,989 | - | 238,989 |
| Total expenditures | <u>209,263,933</u> | <u>-</u> | <u>209,263,933</u> |
| Excess (deficiency) of revenues over expenditures | <u>(6,479,747)</u> | <u>411,623</u> | <u>(6,068,124)</u> |
| Other financing sources (uses) | | | |
| Principal on bonds sold | - | 13,452,816 | 13,452,816 |
| Total other financing sources (uses) | - | 13,452,816 | 13,452,816 |
| Net change in fund balance | (6,479,747) | 13,864,439 | 7,384,692 |
| Fund balance, beginning of year | 2,226,515 | 13,139,994 | 15,366,509 |
| Fund balance (deficit), end of year | <u>\$ (4,253,232)</u> | <u>\$ 27,004,433</u> | <u>\$ 22,751,201</u> |

COMMUNITY UNIT SCHOOL DISTRICT 308

EDUCATIONAL ACCOUNTS

SCHEDULE OF REVENUES, EXPENDITURES AND CHANGES IN FUND BALANCES - BUDGET TO ACTUAL - NON-GAAP BUDGETARY BASIS

FOR THE YEAR ENDED JUNE 30, 2017

WITH COMPARATIVE ACTUAL AMOUNTS FOR THE YEAR ENDED JUNE 30, 2016

| | 2017 | | | 2016 |
|---|------------------------------|---------------|-------------------------------|---------------|
| | ORIGINAL AND FINAL BUDGET | ACTUAL | VARIANCE WITH FINAL BUDGET | ACTUAL |
| Revenues | | | | |
| Local sources | | | | |
| General levy | \$ 61,706,454 | \$ 62,125,056 | \$ 418,602 | \$ 61,839,080 |
| Special education levy | 11,041,242 | 11,114,868 | 73,626 | 11,015,541 |
| Corporate personal property replacement taxes | 1,476,770 | 1,433,240 | (43,530) | 1,255,966 |
| Regular tuition from pupils or parents (in state) | 154,960 | 166,658 | 11,698 | 156,732 |
| Special education - tuition from other LEA's (in state) | - | 1,154,630 | 1,154,630 | - |
| Investment income | 15,018 | 51,596 | 36,578 | 17,064 |
| Sales to pupils - lunch | 2,159,089 | 2,110,612 | (48,477) | 2,155,619 |
| Sales to pupils - breakfast | 136,707 | 139,102 | 2,395 | 136,707 |
| Sales to pupils - a la carte | 1,137,026 | 1,189,758 | 52,732 | 1,137,026 |
| Sales to adults | 37,946 | 35,336 | (2,610) | 37,946 |
| Admissions - athletic | 63,216 | 55,380 | (7,836) | 63,216 |
| Fees | 343,546 | 356,634 | 13,088 | 343,471 |
| Other pupil activity revenue | 442,082 | 462,076 | 19,994 | 438,703 |
| Rentals - regular textbook | 1,600,339 | 1,644,900 | 44,561 | 1,782,786 |
| Rentals - summer school textbook | 190,931 | 196,100 | 5,169 | 190,831 |
| Other - textbooks | - | 311,151 | 311,151 | 280,728 |
| Contributions and donations from private sources | 470,228 | 461,022 | (9,206) | 461,373 |
| Refund of prior years' expenditures | 31,687 | 6,911 | (24,776) | 187,460 |
| Driver's education fees | 178,934 | 188,254 | 9,320 | 178,934 |
| Proceeds from vendor contracts | 35,810 | 38,464 | 2,654 | 29,310 |
| Other local fees | 151,000 | 147,612 | (3,388) | 160,179 |
| Other | 3,318,106 | 3,785,132 | 467,026 | 523,893 |
| Total local sources | 84,691,091 | 87,174,492 | 2,483,401 | 82,392,565 |
| State sources | | | | |
| General state aid | 50,531,948 | 49,793,244 | (738,704) | 46,120,951 |
| General state aid hold harmless/supplemental | - | - | - | 543,249 |
| Special education - private facility tuition | 1,610,316 | 1,470,867 | (139,449) | 983,960 |
| Special education - extraordinary | 2,536,531 | 2,249,206 | (287,325) | 1,677,398 |
| Special education - personnel | 4,000,553 | 2,733,143 | (1,267,410) | 955,165 |
| Special education - orphanage - individual | 345,840 | 222,377 | (123,463) | 140,840 |
| Special education - orphanage - summer | 10,587 | - | (10,587) | 10,587 |
| Special education - summer school | 67,637 | - | (67,637) | 67,637 |
| CTE - Secondary program improvement | 174,760 | 70,480 | (104,280) | 162,468 |
| CTE - Other | 3,106 | - | (3,106) | 3,106 |
| Bilingual education - downstate - TPI | 276,445 | 131,776 | (144,669) | 187,317 |
| State free lunch & breakfast | 15,515 | 11,480 | (4,035) | 12,452 |
| Driver education | 183,337 | 201,166 | 17,829 | 183,337 |
| Early childhood - block grant | 847,488 | 760,590 | (86,898) | 776,864 |
| Other restricted revenue from state sources | 97,382 | 85,000 | (12,382) | 95,141 |
| Total state sources | 60,701,445 | 57,729,329 | (2,972,116) | 51,920,472 |

(Continued)

COMMUNITY UNIT SCHOOL DISTRICT 308

EDUCATIONAL ACCOUNTS

SCHEDULE OF REVENUES, EXPENDITURES AND CHANGES IN FUND BALANCES - BUDGET TO ACTUAL - NON-GAAP BUDGETARY BASIS

FOR THE YEAR ENDED JUNE 30, 2017

WITH COMPARATIVE ACTUAL AMOUNTS FOR THE YEAR ENDED JUNE 30, 2016

| | 2017 | | | 2016 |
|--|------------------------------|--------------------|-------------------------------|--------------------|
| | ORIGINAL AND FINAL BUDGET | ACTUAL | VARIANCE WITH FINAL BUDGET | ACTUAL |
| Federal sources | | | | |
| National school lunch program | \$ 2,067,382 | \$ 1,835,020 | \$ (232,362) | \$ 1,879,863 |
| Special milk program | 3,841 | 3,141 | (700) | 3,349 |
| School breakfast program | 419,798 | 386,162 | (33,636) | 397,701 |
| Food service - other | - | 430,211 | 430,211 | 406,238 |
| Title I - Low income | 1,162,752 | 1,354,798 | 192,046 | 1,293,758 |
| Federal - special education - preschool flow-through | - | 14,317 | 14,317 | - |
| Federal - special education - IDEA - flow-through/low incident | 2,657,132 | 2,021,948 | (635,184) | 489,608 |
| Federal - special education - IDEA - room & board | 17,812 | 72,352 | 54,540 | - |
| CTE - Perkins - Title III E - tech. prep. | - | 88,030 | 88,030 | 78,000 |
| CTE - Other | 88,030 | - | (88,030) | - |
| Title III - English language acquisition | 112,668 | 117,364 | 4,696 | 135,010 |
| McKinney education for homeless children | 4,900 | - | (4,900) | - |
| Title II - Teacher quality | 123,990 | 123,844 | (146) | 132,684 |
| Medicaid matching funds - administrative outreach | 77,007 | 12,882 | (64,125) | 112,409 |
| Medicaid matching funds - fee-for-service program | 1,589,109 | 1,348,920 | (240,189) | 1,089,109 |
| Other restricted revenue from federal sources | - | 24,822 | 24,822 | - |
| Total federal sources | <u>8,324,421</u> | <u>7,833,811</u> | <u>(490,610)</u> | <u>6,017,729</u> |
| Total revenues | <u>153,716,957</u> | <u>152,737,632</u> | <u>(979,325)</u> | <u>140,330,766</u> |

Expenditures

Instruction

Regular programs

| | | | | |
|---------------------------|-------------------|-------------------|------------------|-------------------|
| Salaries | 57,550,730 | 56,036,351 | 1,514,379 | 56,241,471 |
| Employee benefits | 9,751,415 | 9,691,221 | 60,194 | 9,702,358 |
| Purchased services | 622,641 | 346,279 | 276,362 | 436,462 |
| Supplies and materials | 2,630,970 | 3,073,206 | (442,236) | 3,328,584 |
| Capital outlay | 500 | 118 | 382 | 22,238 |
| Other objects | 18,150 | 15,020 | 3,130 | 6,565 |
| Non-capitalized equipment | <u>25,500</u> | <u>55,034</u> | <u>(29,534)</u> | <u>91,557</u> |
| Total | <u>70,599,906</u> | <u>69,217,229</u> | <u>1,382,677</u> | <u>69,829,235</u> |

Pre-K programs

| | | | | |
|---------------------------|----------------|----------------|---------------|----------|
| Salaries | 109,591 | 103,305 | 6,286 | - |
| Employee benefits | 16,810 | 1,447 | 15,363 | - |
| Purchased services | 3,350 | 3,138 | 212 | - |
| Supplies and materials | 9,700 | 19,485 | (9,785) | - |
| Non-capitalized equipment | <u>1,775</u> | <u>-</u> | <u>1,775</u> | <u>-</u> |
| Total | <u>141,226</u> | <u>127,375</u> | <u>13,851</u> | <u>-</u> |

(Continued)

COMMUNITY UNIT SCHOOL DISTRICT 308
EDUCATIONAL ACCOUNTS

SCHEDULE OF REVENUES, EXPENDITURES AND CHANGES IN FUND BALANCES - BUDGET TO ACTUAL - NON-
GAAP BUDGETARY BASIS
FOR THE YEAR ENDED JUNE 30, 2017
WITH COMPARATIVE ACTUAL AMOUNTS FOR THE YEAR ENDED JUNE 30, 2016

| | 2017 | | | 2016 |
|---|------------------------------|---------------|-------------------------------|--------------|
| | ORIGINAL AND FINAL BUDGET | ACTUAL | VARIANCE WITH FINAL BUDGET | ACTUAL |
| Special education programs | | | | |
| Salaries | \$ 15,108,490 | \$ 18,353,853 | \$ (3,245,363) | \$ 6,616,488 |
| Employee benefits | 4,203,044 | 3,269,844 | 933,200 | 1,129,298 |
| Purchased services | 510,078 | 397,223 | 112,855 | 58,179 |
| Supplies and materials | 433,540 | 350,361 | 83,179 | 342,850 |
| Capital outlay | 27,000 | 116 | 26,884 | - |
| Other objects | - | 233 | (233) | - |
| Non-capitalized equipment | 44,000 | 21,578 | 22,422 | 22,414 |
| Total | 20,326,152 | 22,393,208 | (2,067,056) | 8,169,229 |
| Remedial and supplemental programs K - 12 | | | | |
| Salaries | 5,440,232 | 3,178,616 | 2,261,616 | 2,844,057 |
| Employee benefits | 446,579 | 519,714 | (73,135) | 450,174 |
| Purchased services | 190,000 | 55,891 | 134,109 | 24,087 |
| Supplies and materials | 218,000 | 208,367 | 9,633 | 264,623 |
| Non-capitalized equipment | - | 10,437 | (10,437) | 27,028 |
| Total | 6,294,811 | 3,973,025 | 2,321,786 | 3,609,969 |
| Remedial and supplemental programs Pre - K | | | | |
| Salaries | 589,326 | 558,640 | 30,686 | 528,038 |
| Employee benefits | 143,741 | 137,756 | 5,985 | 129,163 |
| Purchased services | 7,200 | 8,191 | (991) | - |
| Supplies and materials | 30,000 | 27,221 | 2,779 | 36,348 |
| Total | 770,267 | 731,808 | 38,459 | 693,549 |
| CTE programs | | | | |
| Salaries | 1,383,170 | 1,846,156 | (462,986) | 1,479,156 |
| Employee benefits | 281,368 | 354,461 | (73,093) | 279,485 |
| Purchased services | 5,300 | 3,652 | 1,648 | 8,430 |
| Supplies and materials | 153,067 | 156,381 | (3,314) | 91,187 |
| Capital outlay | 62,378 | 33,180 | 29,198 | - |
| Non-capitalized equipment | 34,445 | 76,302 | (41,857) | 148,622 |
| Total | 1,919,728 | 2,470,132 | (550,404) | 2,006,880 |
| Interscholastic programs | | | | |
| Salaries | 2,453,309 | 2,597,088 | (143,779) | 2,447,255 |
| Employee benefits | 100,287 | 142,766 | (42,479) | 98,416 |
| Purchased services | 324,059 | 414,759 | (90,700) | 349,731 |
| Supplies and materials | 241,862 | 222,044 | 19,818 | 237,852 |
| Capital outlay | - | 9,191 | (9,191) | - |
| Other objects | 140,150 | 172,952 | (32,802) | 154,308 |
| Non-capitalized equipment | 32,164 | 28,995 | 3,169 | 36,140 |
| Total | 3,291,831 | 3,587,795 | (295,964) | 3,323,702 |

(Continued)

COMMUNITY UNIT SCHOOL DISTRICT 308

EDUCATIONAL ACCOUNTS

SCHEDULE OF REVENUES, EXPENDITURES AND CHANGES IN FUND BALANCES - BUDGET TO ACTUAL - NON-GAAP BUDGETARY BASIS

FOR THE YEAR ENDED JUNE 30, 2017

WITH COMPARATIVE ACTUAL AMOUNTS FOR THE YEAR ENDED JUNE 30, 2016

| | 2017 | | | 2016 |
|---|------------------------------|-------------|-------------------------------|------------|
| | ORIGINAL AND FINAL BUDGET | ACTUAL | VARIANCE WITH FINAL BUDGET | ACTUAL |
| Summer school programs | | | | |
| Salaries | \$ 179,565 | \$ 498,318 | \$ (318,753) | \$ 350,291 |
| Employee benefits | 6,527 | 9,289 | (2,762) | 6,273 |
| Purchased services | 5,300 | 9,950 | (4,650) | 5,538 |
| Supplies and materials | 24,970 | 15,016 | 9,954 | 25,735 |
| Total | 216,362 | 532,573 | (316,211) | 387,837 |
| Gifted programs | | | | |
| Salaries | 1,077,444 | 1,120,698 | (43,254) | 988,155 |
| Employee benefits | 196,578 | 206,360 | (9,782) | 195,265 |
| Purchased services | 15,000 | 15,008 | (8) | 32,812 |
| Supplies and materials | 24,350 | 10,678 | 13,672 | 9,845 |
| Non-capitalized equipment | - | 1,016 | (1,016) | - |
| Total | 1,313,372 | 1,353,760 | (40,388) | 1,226,077 |
| Driver's education programs | | | | |
| Salaries | 635,840 | 459,546 | 176,294 | 625,020 |
| Employee benefits | 88,146 | 46,975 | 41,171 | 87,437 |
| Purchased services | 46,750 | 42,668 | 4,082 | 49,332 |
| Supplies and materials | 10,000 | 9,071 | 929 | 6,693 |
| Total | 780,736 | 558,260 | 222,476 | 768,482 |
| Bilingual programs | | | | |
| Salaries | 3,287,949 | 3,740,526 | (452,577) | 2,980,309 |
| Employee benefits | 595,577 | 782,450 | (186,873) | 592,028 |
| Purchased services | 1,500 | 2,475 | (975) | 1,129 |
| Supplies and materials | 156,886 | 153,523 | 3,363 | 201,134 |
| Non-capitalized equipment | - | - | - | 1,764 |
| Total | 4,041,912 | 4,678,974 | (637,062) | 3,776,364 |
| Truant's alternative and optional programs | | | | |
| Salaries | 409,005 | 400,481 | 8,524 | 427,446 |
| Employee benefits | 76,385 | 76,428 | (43) | 75,843 |
| Supplies and materials | 1,200 | 1,263 | (63) | 2,914 |
| Other objects | - | 263 | (263) | - |
| Total | 486,590 | 478,435 | 8,155 | 506,203 |
| Special education programs K -12 - private tuition | | | | |
| Other objects | - | 3,257,131 | (3,257,131) | 3,002,309 |
| Total | - | 3,257,131 | (3,257,131) | 3,002,309 |
| Total instruction | 110,182,893 | 113,359,705 | (3,176,812) | 97,299,836 |

(Continued)

COMMUNITY UNIT SCHOOL DISTRICT 308
EDUCATIONAL ACCOUNTS

SCHEDULE OF REVENUES, EXPENDITURES AND CHANGES IN FUND BALANCES - BUDGET TO ACTUAL - NON-GAAP BUDGETARY BASIS

FOR THE YEAR ENDED JUNE 30, 2017

WITH COMPARATIVE ACTUAL AMOUNTS FOR THE YEAR ENDED JUNE 30, 2016

| | 2017 | | | 2016 |
|--|------------------------------|-------------------|-------------------------------|------------------|
| | ORIGINAL AND FINAL BUDGET | ACTUAL | VARIANCE WITH FINAL BUDGET | ACTUAL |
| Support services | | | | |
| Pupils | | | | |
| Attendance and social work services | | | | |
| Salaries | \$ 3,228,132 | \$ 3,266,467 | \$ (38,335) | \$ 683,793 |
| Employee benefits | 253,693 | 715,578 | (461,885) | 253,351 |
| Purchased services | 17,000 | 961 | 16,039 | - |
| Supplies and materials | 5,000 | 842 | 4,158 | - |
| Other objects | - | 625 | (625) | - |
| Total | <u>3,503,825</u> | <u>3,984,473</u> | <u>(480,648)</u> | <u>937,144</u> |
| Guidance services | | | | |
| Salaries | 2,141,626 | 2,325,034 | (183,408) | 2,123,285 |
| Employee benefits | 380,548 | 411,418 | (30,870) | 377,961 |
| Purchased services | 500 | 3,360 | (2,860) | 1,450 |
| Supplies and materials | 11,000 | 5,361 | 5,639 | 21,532 |
| Other objects | 250 | - | 250 | 304 |
| Total | <u>2,533,924</u> | <u>2,745,173</u> | <u>(211,249)</u> | <u>2,524,532</u> |
| Health services | | | | |
| Salaries | 2,054,559 | 2,036,285 | 18,274 | 1,279,573 |
| Employee benefits | 224,769 | 373,150 | (148,381) | 223,929 |
| Purchased services | 998,600 | 962,123 | 36,477 | 142,013 |
| Supplies and materials | 55,490 | 32,063 | 23,427 | 27,531 |
| Capital outlay | 1,000 | 6,086 | (5,086) | - |
| Other objects | 600 | 527 | 73 | 2,567 |
| Non-capitalized equipment | 9,500 | 26,190 | (16,690) | 7,043 |
| Total | <u>3,344,518</u> | <u>3,436,424</u> | <u>(91,906)</u> | <u>1,682,656</u> |
| Psychological services | | | | |
| Salaries | 1,718,038 | 1,819,559 | (101,521) | - |
| Employee benefits | - | 231,011 | (231,011) | - |
| Purchased services | 5,000 | 25,233 | (20,233) | - |
| Supplies and materials | - | 28,998 | (28,998) | - |
| Total | <u>1,723,038</u> | <u>2,104,801</u> | <u>(381,763)</u> | <u>-</u> |
| Speech pathology and audiology services | | | | |
| Salaries | 2,741,173 | 2,945,407 | (204,234) | 1,569,294 |
| Employee benefits | 208,274 | 417,542 | (209,268) | 206,247 |
| Purchased services | 224,767 | 270,000 | (45,233) | 45,683 |
| Supplies and materials | - | 19,666 | (19,666) | 855 |
| Other objects | 50,000 | 10,864 | 39,136 | 2,272 |
| Total | <u>3,224,214</u> | <u>3,663,479</u> | <u>(439,265)</u> | <u>1,824,351</u> |
| Total pupils | <u>14,329,519</u> | <u>15,934,350</u> | <u>(1,604,831)</u> | <u>6,968,683</u> |

(Continued)

COMMUNITY UNIT SCHOOL DISTRICT 308

EDUCATIONAL ACCOUNTS

SCHEDULE OF REVENUES, EXPENDITURES AND CHANGES IN FUND BALANCES - BUDGET TO ACTUAL - NON-GAAP BUDGETARY BASIS

FOR THE YEAR ENDED JUNE 30, 2017

WITH COMPARATIVE ACTUAL AMOUNTS FOR THE YEAR ENDED JUNE 30, 2016

| | 2017 | | | 2016 |
|--|------------------------------|--------------|-------------------------------|--------------|
| | ORIGINAL AND FINAL BUDGET | ACTUAL | VARIANCE WITH FINAL BUDGET | ACTUAL |
| Instructional staff | | | | |
| Improvement of instructional services | | | | |
| Salaries | \$ 1,870,155 | \$ 1,556,308 | \$ 313,847 | \$ 1,666,825 |
| Employee benefits | 250,177 | 387,810 | (137,633) | 277,022 |
| Purchased services | 1,763,717 | 1,286,497 | 477,220 | 1,245,105 |
| Supplies and materials | 21,800 | 139,003 | (117,203) | 67,505 |
| Other objects | - | (3,604) | 3,604 | - |
| Non-capitalized equipment | - | - | - | 3,242 |
| Total | 3,905,849 | 3,366,014 | 539,835 | 3,259,699 |
| Educational media services | | | | |
| Salaries | 2,003,606 | 2,002,738 | 868 | 1,573,607 |
| Employee benefits | 241,975 | 426,621 | (184,646) | 240,118 |
| Purchased services | 25,100 | 2,556 | 22,544 | - |
| Supplies and materials | 84,068 | 63,489 | 20,579 | 63,158 |
| Non-capitalized equipment | 26,500 | 1,182 | 25,318 | 959 |
| Total | 2,381,249 | 2,496,586 | (115,337) | 1,877,842 |
| Assessment and testing | | | | |
| Salaries | 2,997 | 274,701 | (271,704) | 2,997 |
| Employee benefits | 73 | 60,658 | (60,585) | 73 |
| Purchased services | - | - | - | 25,900 |
| Supplies and materials | 1,500 | 3,017 | (1,517) | 2,021 |
| Total | 4,570 | 338,376 | (333,806) | 30,991 |
| Total instructional staff | 6,291,668 | 6,200,976 | 90,692 | 5,168,532 |
| General administration | | | | |
| Board of education services | | | | |
| Salaries | - | 25,634 | (25,634) | 25,131 |
| Employee benefits | 6,244 | 6,983 | (739) | 6,237 |
| Purchased services | 1,864,968 | 1,962,891 | (97,923) | 2,281,261 |
| Supplies and materials | 4,750 | 2,727 | 2,023 | 3,794 |
| Other objects | 30,000 | 23,481 | 6,519 | 31,197 |
| Non-capitalized equipment | 2,000 | 1,826 | 174 | 1,148 |
| Total | 1,907,962 | 2,023,542 | (115,580) | 2,348,768 |
| Executive administration services | | | | |
| Salaries | 290,427 | 292,981 | (2,554) | 378,290 |
| Employee benefits | 53,947 | 52,047 | 1,900 | 52,877 |
| Purchased services | 14,000 | 8,581 | 5,419 | 14,671 |
| Supplies and materials | 7,000 | 3,564 | 3,436 | 5,621 |
| Other objects | 5,000 | 3,369 | 1,631 | 14,044 |
| Total | 370,374 | 360,542 | 9,832 | 465,503 |

(Continued)

COMMUNITY UNIT SCHOOL DISTRICT 308

EDUCATIONAL ACCOUNTS

SCHEDULE OF REVENUES, EXPENDITURES AND CHANGES IN FUND BALANCES - BUDGET TO ACTUAL - NON-GAAP BUDGETARY BASIS

FOR THE YEAR ENDED JUNE 30, 2017

WITH COMPARATIVE ACTUAL AMOUNTS FOR THE YEAR ENDED JUNE 30, 2016

| | 2017 | | | 2016 |
|--|------------------------------|------------------|-------------------------------|------------------|
| | ORIGINAL AND FINAL BUDGET | ACTUAL | VARIANCE WITH FINAL BUDGET | ACTUAL |
| Special area administration services | | | | |
| Salaries | \$ 1,662,441 | \$ 1,458,644 | \$ 203,797 | \$ 245,619 |
| Employee benefits | 372,083 | 389,619 | (17,536) | 105,615 |
| Purchased services | 3,000 | 27,286 | (24,286) | 42,495 |
| Supplies and materials | 13,400 | 7,535 | 5,865 | 4,203 |
| Total | <u>2,050,924</u> | <u>1,883,084</u> | <u>167,840</u> | <u>397,932</u> |
| Total general administration | <u>4,329,260</u> | <u>4,267,168</u> | <u>62,092</u> | <u>3,212,203</u> |
| School administration | | | | |
| Office of the principal services | | | | |
| Salaries | 7,060,017 | 6,524,999 | 535,018 | 6,829,722 |
| Employee benefits | 1,342,217 | 1,811,112 | (468,895) | 1,335,466 |
| Purchased services | 21,402 | 10,441 | 10,961 | 8,070 |
| Supplies and materials | 29,060 | 20,486 | 8,574 | 21,029 |
| Other objects | 18,945 | 18,665 | 280 | 22,878 |
| Total | <u>8,471,641</u> | <u>8,385,703</u> | <u>85,938</u> | <u>8,217,165</u> |
| Total school administration | <u>8,471,641</u> | <u>8,385,703</u> | <u>85,938</u> | <u>8,217,165</u> |
| Business | | | | |
| Direction of business support services | | | | |
| Salaries | 171,233 | 182,105 | (10,872) | 153,711 |
| Employee benefits | 20,433 | 39,810 | (19,377) | 20,254 |
| Purchased services | 10,783 | 11,523 | (740) | 9,953 |
| Supplies and materials | 1,200 | 1,529 | (329) | 4,382 |
| Other objects | 2,000 | 2,515 | (515) | 1,959 |
| Non-capitalized equipment | - | - | - | 1,468 |
| Total | <u>205,649</u> | <u>237,482</u> | <u>(31,833)</u> | <u>191,727</u> |
| Fiscal services | | | | |
| Salaries | 396,357 | 402,438 | (6,081) | 392,389 |
| Employee benefits | 32,148 | 43,430 | (11,282) | 32,058 |
| Purchased services | 123,250 | 139,775 | (16,525) | 146,383 |
| Supplies and materials | 76,200 | 149,328 | (73,128) | 96,011 |
| Other objects | 1,200 | 853 | 347 | 1,233 |
| Total | <u>629,155</u> | <u>735,824</u> | <u>(106,669)</u> | <u>668,074</u> |
| Operation and maintenance of plant services | | | | |
| Salaries | 12,320 | 19,586 | (7,266) | 12,320 |
| Employee benefits | 18 | 18 | - | 17 |
| Total | <u>12,338</u> | <u>19,604</u> | <u>(7,266)</u> | <u>12,337</u> |

(Continued)

COMMUNITY UNIT SCHOOL DISTRICT 308

EDUCATIONAL ACCOUNTS

SCHEDULE OF REVENUES, EXPENDITURES AND CHANGES IN FUND BALANCES - BUDGET TO ACTUAL - NON-GAAP BUDGETARY BASIS

FOR THE YEAR ENDED JUNE 30, 2017

WITH COMPARATIVE ACTUAL AMOUNTS FOR THE YEAR ENDED JUNE 30, 2016

| | 2017 | | | 2016 |
|--|------------------------------|-----------|-------------------------------|-----------|
| | ORIGINAL AND FINAL BUDGET | ACTUAL | VARIANCE WITH FINAL BUDGET | ACTUAL |
| Pupil transportation services | | | | |
| Purchased services | \$ 30,000 | \$ - | \$ 30,000 | \$ 341 |
| Supplies and materials | - | 25 | (25) | - |
| Total | 30,000 | 25 | 29,975 | 341 |
| Food services | | | | |
| Purchased services | 4,307,103 | 4,169,837 | 137,266 | 4,277,265 |
| Supplies and materials | 500 | 432,575 | (432,075) | 408,444 |
| Non-capitalized equipment | - | 5,875 | (5,875) | - |
| Total | 4,307,603 | 4,608,287 | (300,684) | 4,685,709 |
| Total business | 5,184,745 | 5,601,222 | (416,477) | 5,558,188 |
| Central | | | | |
| Planning, research, development and evaluation services | | | | |
| Salaries | 705 | 3,235 | (2,530) | 705 |
| Employee benefits | 17 | 86 | (69) | 16 |
| Purchased services | - | - | - | 22,329 |
| Total | 722 | 3,321 | (2,599) | 23,050 |
| Information services | | | | |
| Salaries | 431,465 | 456,117 | (24,652) | 403,004 |
| Employee benefits | 83,187 | 112,000 | (28,813) | 83,074 |
| Purchased services | 359,600 | 368,453 | (8,853) | 456,421 |
| Supplies and materials | 65,000 | 28,790 | 36,210 | 81,847 |
| Other objects | 7,000 | 11,491 | (4,491) | 8,526 |
| Non-capitalized equipment | 2,000 | 877 | 1,123 | 798 |
| Total | 948,252 | 977,728 | (29,476) | 1,033,670 |
| Staff services | | | | |
| Salaries | 983,153 | 933,193 | 49,960 | 1,193,420 |
| Employee benefits | 190,984 | 207,520 | (16,536) | 190,308 |
| Purchased services | 205,600 | 238,680 | (33,080) | 135,648 |
| Supplies and materials | 14,950 | 9,252 | 5,698 | 22,249 |
| Other objects | 1,500 | 708 | 792 | 2,738 |
| Non-capitalized equipment | 4,500 | 1,037 | 3,463 | 4,267 |
| Total | 1,400,687 | 1,390,390 | 10,297 | 1,548,630 |

(Continued)

COMMUNITY UNIT SCHOOL DISTRICT 308

EDUCATIONAL ACCOUNTS

SCHEDULE OF REVENUES, EXPENDITURES AND CHANGES IN FUND BALANCES - BUDGET TO ACTUAL - NON-GAAP BUDGETARY BASIS

FOR THE YEAR ENDED JUNE 30, 2017

WITH COMPARATIVE ACTUAL AMOUNTS FOR THE YEAR ENDED JUNE 30, 2016

| | 2017 | | | 2016 |
|---|------------------------------|-------------------|-------------------------------|-------------------|
| | ORIGINAL AND FINAL BUDGET | ACTUAL | VARIANCE WITH FINAL BUDGET | ACTUAL |
| Data processing services | | | | |
| Salaries | \$ 802,835 | \$ 907,268 | \$ (104,433) | \$ 703,527 |
| Employee benefits | 143,339 | 192,830 | (49,491) | 143,361 |
| Purchased services | 1,340,429 | 1,281,659 | 58,770 | 1,226,918 |
| Supplies and materials | 95,730 | 189,863 | (94,133) | 425,887 |
| Capital outlay | 180,000 | 190,298 | (10,298) | 123,192 |
| Non-capitalized equipment | 36,000 | 15,514 | 20,486 | 106,197 |
| Total | <u>2,598,333</u> | <u>2,777,432</u> | <u>(179,099)</u> | <u>2,729,082</u> |
| Total central | <u>4,947,994</u> | <u>5,148,871</u> | <u>(200,877)</u> | <u>5,334,432</u> |
| Other supporting services | | | | |
| Supplies and materials | - | - | - | 2,270 |
| Total | - | - | - | 2,270 |
| Total support services | <u>43,554,827</u> | <u>45,538,290</u> | <u>(1,983,463)</u> | <u>34,461,473</u> |
| Community services | | | | |
| Salaries | 45,551 | 85,914 | (40,363) | 43,616 |
| Employee benefits | 10,903 | 20,142 | (9,239) | 11,322 |
| Purchased services | 30,200 | 69,394 | (39,194) | 56,591 |
| Supplies and materials | 8,869 | 49,180 | (40,311) | 4,102 |
| Total community services | <u>95,523</u> | <u>224,630</u> | <u>(129,107)</u> | <u>115,631</u> |
| Payments to other districts and governmental units | | | | |
| Payments for special education programs | | | | |
| Purchased services | <u>2,550,000</u> | <u>1,503</u> | <u>2,548,497</u> | <u>13,047</u> |
| Total | <u>2,550,000</u> | <u>1,503</u> | <u>2,548,497</u> | <u>13,047</u> |
| Payments for special education programs - tuition | | | | |
| Other objects | - | - | - | 15,093,394 |
| Total | - | - | - | 15,093,394 |
| Total payments to other districts and governmental units | <u>2,550,000</u> | <u>1,503</u> | <u>2,548,497</u> | <u>15,106,441</u> |
| Debt services | | | | |
| Interest on short term debt | | | | |
| Tax anticipation warrants | 30,000 | 76,251 | (46,251) | 29,333 |
| Other interest on short term debt | 15,000 | 17,000 | (2,000) | 14,900 |
| Total | <u>45,000</u> | <u>93,251</u> | <u>(48,251)</u> | <u>44,233</u> |

(Continued)

COMMUNITY UNIT SCHOOL DISTRICT 308**EDUCATIONAL ACCOUNTS**

SCHEDULE OF REVENUES, EXPENDITURES AND CHANGES IN FUND BALANCES - BUDGET TO ACTUAL - NON-GAAP BUDGETARY BASIS

FOR THE YEAR ENDED JUNE 30, 2017

WITH COMPARATIVE ACTUAL AMOUNTS FOR THE YEAR ENDED JUNE 30, 2016

| | 2017 | | | 2016 ACTUAL |
|-------------------------------------|------------------------------|-----------------------|-------------------------------|---------------------|
| | ORIGINAL AND FINAL BUDGET | ACTUAL | VARIANCE WITH FINAL BUDGET | |
| Total debt services | \$ 45,000 | \$ 93,251 | \$ (48,251) | \$ 44,233 |
| Provision for contingencies | <u>5,379</u> | <u>-</u> | <u>5,379</u> | <u>-</u> |
| Total expenditures | <u>156,433,622</u> | <u>159,217,379</u> | <u>(2,783,757)</u> | <u>147,027,614</u> |
| Net change in fund balance | <u>\$ (2,716,665)</u> | <u>(6,479,747)</u> | <u>\$ (3,763,082)</u> | <u>(6,696,848)</u> |
| Fund balance, beginning of year | | <u>2,226,515</u> | | <u>8,923,363</u> |
| Fund balance (deficit), end of year | | <u>\$ (4,253,232)</u> | | <u>\$ 2,226,515</u> |

COMMUNITY UNIT SCHOOL DISTRICT 308

WORKING CASH ACCOUNTS

SCHEDULE OF REVENUES, EXPENDITURES AND CHANGES IN FUND BALANCES - BUDGET TO ACTUAL
FOR THE YEAR ENDED JUNE 30, 2017
WITH COMPARATIVE ACTUAL AMOUNTS FOR THE YEAR ENDED JUNE 30, 2016

| | 2017 | | | 2016 |
|---|------------------------------|----------------------|-------------------------------|----------------------|
| | ORIGINAL AND FINAL BUDGET | ACTUAL | VARIANCE WITH FINAL BUDGET | ACTUAL |
| Revenues | | | | |
| Local sources | | | | |
| General levy | \$ 343,324 | \$ 345,719 | \$ 2,395 | \$ 342,391 |
| Investment income | <u>12,004</u> | <u>65,904</u> | <u>53,900</u> | <u>13,853</u> |
| Total local sources | <u>355,328</u> | <u>411,623</u> | <u>56,295</u> | <u>356,244</u> |
| Total revenues | <u>355,328</u> | <u>411,623</u> | <u>56,295</u> | <u>356,244</u> |
| Expenditures | | | | |
| Total expenditures | <u>-</u> | <u>-</u> | <u>-</u> | <u>-</u> |
| Excess (deficiency) of revenues over expenditures | <u>355,328</u> | <u>411,623</u> | <u>56,295</u> | <u>356,244</u> |
| Other financing sources (uses) | | | | |
| Principal on bonds sold | <u>-</u> | <u>13,452,816</u> | <u>13,452,816</u> | <u>-</u> |
| Total other financing sources (uses) | <u>-</u> | <u>13,452,816</u> | <u>13,452,816</u> | <u>-</u> |
| Net change in fund balance | <u>\$ 355,328</u> | 13,864,439 | <u>\$ 13,509,111</u> | 356,244 |
| Fund balance, beginning of year | | <u>13,139,994</u> | | <u>12,783,750</u> |
| Fund balance, end of year | | <u>\$ 27,004,433</u> | | <u>\$ 13,139,994</u> |

COMMUNITY UNIT SCHOOL DISTRICT 308

AGENCY FUNDS

SCHEDULE OF CHANGES IN ASSETS AND LIABILITIES FOR THE YEAR ENDED JUNE 30, 2017

| | BALANCE JULY 1, 2016 | ADDITIONS | DELETIONS | BALANCE JUNE 30, 2017 |
|--------------------------------------|-------------------------|---------------------|---------------------|--------------------------|
| Assets | | | | |
| Cash and investments | <u>\$ 1,161,326</u> | <u>\$ 3,205,288</u> | <u>\$ 3,081,726</u> | <u>\$ 1,284,888</u> |
| Liabilities | | | | |
| Due to Activity Fund Organizations: | | | | |
| Brokaw Early Learning Center | \$ 58 | \$ - | \$ - | \$ 58 |
| East View Kindergarten Ctr | 9,514 | 10,631 | 20,144 | 0 |
| Boulder Hill Elementary | 10,285 | 38,239 | 36,521 | 12,003 |
| Churchill Elementary | 6,728 | 19,041 | 19,002 | 6,767 |
| Fox Chase Elementary | 12,605 | 29,447 | 28,587 | 13,464 |
| Grande Park Elementary | 5,470 | 20,647 | 16,966 | 9,151 |
| Homestead Elementary | 8,239 | 36,480 | 32,342 | 12,377 |
| Hunt Club Elementary | 4,332 | 32,629 | 30,682 | 6,278 |
| Lakewood Creek School | 22,825 | 17,061 | 17,198 | 22,687 |
| Long Beach Elementary | 18,235 | 32,999 | 34,442 | 16,792 |
| Old Post Elementary | 12,027 | 37,674 | 31,786 | 17,915 |
| Prairie Point Elementary | 12,455 | 57,136 | 51,935 | 17,655 |
| Southbury Elementary | 27,905 | 48,529 | 52,495 | 23,940 |
| The Wheatlands Elementary | 32,113 | 51,552 | 51,334 | 32,330 |
| Wolf's Crossing Elementary | 6,873 | 26,593 | 26,189 | 7,276 |
| Bednarcik Junior High School | 40,434 | 84,693 | 87,359 | 37,768 |
| Murphy Junior High School | 44,959 | 90,588 | 75,604 | 59,944 |
| Plank Junior High School | 85,742 | 64,666 | 58,211 | 92,197 |
| Thompson Junior High School | 42,240 | 70,354 | 73,765 | 38,828 |
| Traughber Junior High School | 69,700 | 153,978 | 155,724 | 67,954 |
| Oswego East High School | 271,909 | 967,293 | 944,044 | 295,158 |
| Oswego High School | 393,986 | 1,166,379 | 1,085,026 | 475,339 |
| Oswego East High School Theatre Fund | 9,166 | 142,746 | 147,473 | 4,438 |
| Administrative Fund | 11,100 | 1 | 72 | 11,029 |
| Character Counts | <u>2,429</u> | <u>5,933</u> | <u>4,823</u> | <u>3,539</u> |
| Total liabilities | <u>\$ 1,161,326</u> | <u>\$ 3,205,288</u> | <u>\$ 3,081,726</u> | <u>\$ 1,284,888</u> |

COMMUNITY UNIT SCHOOL DISTRICT 308
AGENCY FUNDS - FLEXIBLE SPENDING FUND
SCHEDULE OF CHANGES IN ASSETS AND LIABILITIES
FOR THE YEAR ENDED JUNE 30, 2017

| | BALANCE JULY 1, 2016 | ADDITIONS | DELETIONS | BALANCE JUNE 30, 2017 |
|----------------------|-------------------------|-------------------|-------------------|--------------------------|
| <hr/> | | | | |
| Assets | | | | |
| Cash and investments | <u>\$ 45,806</u> | <u>\$ 808,628</u> | <u>\$ 796,635</u> | <u>\$ 57,799</u> |
| Liabilities | | | | |
| Due to employees | <u>\$ 45,806</u> | <u>\$ 808,628</u> | <u>\$ 796,635</u> | <u>\$ 57,799</u> |

COMMUNITY UNIT SCHOOL DISTRICT 308
AGENCY FUNDS - SOUTHWEST PRAIRIE CONFERENCE FUND
SCHEDULE OF CHANGES IN FIDUCIARY ASSETS AND LIABILITIES
FOR THE YEAR ENDED JUNE 30, 2017

| | BALANCE JULY 1, 2016 | ADDITIONS | DELETIONS | BALANCE JUNE 30, 2017 |
|--|-------------------------|------------------|------------------|--------------------------|
| Assets | | | | |
| Cash and investments | <u>\$ 21,894</u> | <u>\$ 80,000</u> | <u>\$ 75,239</u> | <u>\$ 26,655</u> |
| Liabilities | | | | |
| Due to Southwest Prairie Conference Fund | <u>\$ 21,894</u> | <u>\$ 80,000</u> | <u>\$ 75,239</u> | <u>\$ 26,655</u> |

COMMUNITY UNIT SCHOOL DISTRICT 308
GENERAL LONG-TERM DEBT - CAPITAL APPRECIATION BONDS, SERIES 2003C
AS OF JUNE 30, 2017

| YEAR ENDED JUNE 30, | PRINCIPAL |
|---------------------|-------------------|
| 2018 | \$ 175,000 |
| Total | <u>\$ 175,000</u> |

Paying Agent: Amalgamated Bank of Chicago

Principal payment date: Due serially on October 1

Interest payment dates: October 1 of each year

Interest rates: 3.99% - 4.88%

COMMUNITY UNIT SCHOOL DISTRICT 308
GENERAL LONG-TERM DEBT - CAPITAL APPRECIATION BONDS, SERIES 2005
AS OF JUNE 30, 2017

| YEAR ENDED JUNE 30, | PRINCIPAL |
|---------------------|---------------------|
| 2018 | \$ 1,830,000 |
| 2019 | <u>6,860,000</u> |
| Total | <u>\$ 8,690,000</u> |

Paying Agent: Amalgamated Bank of Chicago

Principal payment date: Due serially on October 1

Interest payment dates: October 1 of each year

Interest rates: 4.13% - 4.72%

COMMUNITY UNIT SCHOOL DISTRICT 308

GENERAL LONG-TERM DEBT - GENERAL OBLIGATION SCHOOL REFUNDING BONDS, SERIES 2007A
AS OF JUNE 30, 2017

| YEAR ENDED JUNE 30, | PRINCIPAL | INTEREST | TOTAL |
|---------------------|----------------------|---------------------|----------------------|
| 2018 | \$ 3,255,000 | \$ 868,924 | \$ 4,123,924 |
| 2019 | 3,390,000 | 729,752 | 4,119,752 |
| 2020 | 3,540,000 | 582,489 | 4,122,489 |
| 2021 | 3,695,000 | 428,745 | 4,123,745 |
| 2022 | 3,860,000 | 265,788 | 4,125,788 |
| 2023 | <u>4,030,000</u> | <u>90,675</u> | <u>4,120,675</u> |
| Total | <u>\$ 21,770,000</u> | <u>\$ 2,966,373</u> | <u>\$ 24,736,373</u> |

Paying Agent:

Amalgamated Bank of Chicago

Principal payment date:

Due serially on October 1

Interest payment dates:

October 1 and April 1 of each year

Interest rates:

4.00% - 4.50%

COMMUNITY UNIT SCHOOL DISTRICT 308
GENERAL LONG-TERM DEBT - CAPITAL APPRECIATION BONDS, SERIES 2008
AS OF JUNE 30, 2017

| YEAR ENDED JUNE 30, | PRINCIPAL |
|---------------------|-----------------------|
| 2020 | \$ 19,470,000 |
| 2021 | 19,565,000 |
| 2022 | 18,745,000 |
| 2023 | 250,000 |
| 2024 | 12,160,000 |
| 2025 | 10,705,000 |
| 2026 | 13,715,000 |
| 2027 | 22,765,000 |
| 2028 | <u>31,590,000</u> |
| Total | <u>\$ 148,965,000</u> |

Paying Agent: Amalgamated Bank of Chicago

Principal payment date: Due Serially on February 1

Interest payment dates: February 1 of each year

Interest rates: 5.24%

COMMUNITY UNIT SCHOOL DISTRICT 308

GENERAL LONG-TERM DEBT - GENERAL OBLIGATION REFUNDING BONDS, SERIES 2011
AS OF JUNE 30, 2017

| YEAR ENDED JUNE 30, | PRINCIPAL | INTEREST | TOTAL |
|---------------------|----------------------|---------------------|----------------------|
| 2018 | \$ - | \$ 1,242,500 | \$ 1,242,500 |
| 2019 | 2,740,000 | 1,242,500 | 3,982,500 |
| 2020 | - | 1,091,800 | 1,091,800 |
| 2021 | - | 1,091,800 | 1,091,800 |
| 2022 | 2,200,000 | 1,091,800 | 3,291,800 |
| 2023 | 11,185,000 | 970,800 | 12,155,800 |
| 2024 | 1,235,000 | 355,625 | 1,590,625 |
| 2025 | - | 287,700 | 287,700 |
| 2026 | - | 287,700 | 287,700 |
| 2027 | <u>5,480,000</u> | <u>287,700</u> | <u>5,767,700</u> |
| Total | <u>\$ 22,840,000</u> | <u>\$ 7,949,925</u> | <u>\$ 30,789,925</u> |

Paying Agent:

Amalgamated Bank of Chicago

Principal payment date:

Due serially on February 1

Interest payment dates:

August 1 and February 1 of each year

Interest rates:

5.25% - 5.50%

COMMUNITY UNIT SCHOOL DISTRICT 308

GENERAL LONG-TERM DEBT - GENERAL OBLIGATION UNLIMITED TAX SCHOOL BONDS, SERIES 2011A
AS OF JUNE 30, 2017

| YEAR ENDED JUNE 30, | PRINCIPAL | INTEREST | TOTAL |
|---------------------|----------------------|----------------------|----------------------|
| 2018 | \$ 615,000 | \$ 2,764,312 | \$ 3,379,312 |
| 2019 | - | 2,745,862 | 2,745,862 |
| 2020 | 1,970,000 | 2,745,862 | 4,715,862 |
| 2021 | 2,030,000 | 2,676,912 | 4,706,912 |
| 2022 | - | 2,575,412 | 2,575,412 |
| 2023 | 2,600,000 | 2,575,412 | 5,175,412 |
| 2024 | - | 2,445,412 | 2,445,412 |
| 2025 | - | 2,445,412 | 2,445,412 |
| 2026 | - | 2,445,412 | 2,445,412 |
| 2027 | 3,985,000 | 2,445,412 | 6,430,412 |
| 2028 | 1,130,000 | 2,246,162 | 3,376,162 |
| 2029 | 32,770,000 | 2,196,725 | 34,966,725 |
| 2030 | <u>12,405,000</u> | <u>558,225</u> | <u>12,963,225</u> |
| Total | <u>\$ 57,505,000</u> | <u>\$ 30,866,532</u> | <u>\$ 88,371,532</u> |

Paying Agent: Amalgamated Bank of Chicago

Principal payment date: Due serially on February 1

Interest payment dates: August 1 and February 1 of each year

Interest rates: 2.00% - 5.00%

COMMUNITY UNIT SCHOOL DISTRICT 308

GENERAL LONG-TERM DEBT - GENERAL OBLIGATION SCHOOL REFUNDING BONDS, SERIES 2012
AS OF JUNE 30, 2017

| YEAR ENDED JUNE 30, | PRINCIPAL | INTEREST | TOTAL |
|---------------------|----------------------|-------------------|----------------------|
| 2018 | \$ 9,920,000 | \$ 493,000 | \$ 10,413,000 |
| 2019 | 6,205,000 | 170,500 | 6,375,500 |
| 2020 | - | 46,400 | 46,400 |
| 2021 | - | 46,400 | 46,400 |
| 2022 | <u>1,160,000</u> | <u>23,200</u> | <u>1,183,200</u> |
| Total | <u>\$ 17,285,000</u> | <u>\$ 779,500</u> | <u>\$ 18,064,500</u> |

Paying Agent:

Amalgamated Bank of Chicago

Principal payment date:

Due serially on October 1

Interest payment dates:

October 1 and April 1 of each year

Interest rates:

2.00% - 4.00%

COMMUNITY UNIT SCHOOL DISTRICT 308

GENERAL LONG-TERM DEBT - GENERAL OBLIGATION SCHOOL REFUNDING BONDS, SERIES 2013
AS OF JUNE 30, 2017

| YEAR ENDED JUNE 30, | PRINCIPAL | INTEREST | TOTAL |
|---------------------|---------------------|---------------------|----------------------|
| 2018 | \$ - | \$ 315,662 | \$ 315,662 |
| 2019 | - | 315,662 | 315,662 |
| 2020 | - | 315,662 | 315,662 |
| 2021 | - | 315,662 | 315,662 |
| 2022 | - | 315,662 | 315,662 |
| 2023 | - | 315,662 | 315,662 |
| 2024 | - | 315,662 | 315,662 |
| 2025 | - | 315,662 | 315,662 |
| 2026 | - | 315,662 | 315,662 |
| 2027 | - | 315,662 | 315,662 |
| 2028 | - | 315,662 | 315,662 |
| 2029 | - | 315,662 | 315,662 |
| 2030 | - | 315,662 | 315,662 |
| 2031 | 2,150,000 | 264,600 | 2,414,600 |
| 2032 | 2,255,000 | 159,981 | 2,414,981 |
| 2033 | <u>2,365,000</u> | <u>53,219</u> | <u>2,418,219</u> |
| Total | <u>\$ 6,770,000</u> | <u>\$ 4,581,406</u> | <u>\$ 11,351,406</u> |

Paying Agent:

Amalgamated Bank of Chicago

Principal payment date:

Due serially on October 1

Interest payment dates:

October 1 and April 1 of each year

Interest rates:

2.00% - 4.75%

COMMUNITY UNIT SCHOOL DISTRICT 308**GENERAL LONG-TERM DEBT - GENERAL OBLIGATION SCHOOL REFUNDING BONDS, SERIES 2014
AS OF JUNE 30, 2017**

| YEAR ENDED JUNE 30, | PRINCIPAL | INTEREST | TOTAL |
|---------------------|---------------------|---------------------|----------------------|
| 2018 | \$ - | \$ 402,850 | \$ 402,850 |
| 2019 | - | 402,850 | 402,850 |
| 2020 | - | 402,850 | 402,850 |
| 2021 | - | 402,850 | 402,850 |
| 2022 | - | 402,850 | 402,850 |
| 2023 | - | 402,850 | 402,850 |
| 2024 | - | 402,850 | 402,850 |
| 2025 | - | 402,850 | 402,850 |
| 2026 | - | 402,850 | 402,850 |
| 2027 | - | 402,850 | 402,850 |
| 2028 | - | 402,850 | 402,850 |
| 2029 | - | 402,850 | 402,850 |
| 2030 | <u>9,660,000</u> | <u>402,850</u> | <u>10,062,850</u> |
| Total | <u>\$ 9,660,000</u> | <u>\$ 5,237,050</u> | <u>\$ 14,897,050</u> |

Paying Agent: Amalgamated Bank of Chicago

Principal payment date: Due serially on February 1

Interest payment dates: August 1 and February 1 of each year

Interest rates: 2.00% - 4.17%

COMMUNITY UNIT SCHOOL DISTRICT 308

GENERAL LONG-TERM DEBT - GENERAL OBLIGATION REFUNDING SCHOOL BONDS, SERIES 2015
AS OF JUNE 30, 2017

| YEAR ENDED JUNE 30, | PRINCIPAL | INTEREST | TOTAL |
|---------------------|----------------------|---------------------|----------------------|
| 2018 | \$ - | \$ 472,400 | \$ 472,400 |
| 2019 | - | 472,400 | 472,400 |
| 2020 | - | 472,400 | 472,400 |
| 2021 | - | 472,400 | 472,400 |
| 2022 | - | 472,400 | 472,400 |
| 2023 | - | 472,400 | 472,400 |
| 2024 | - | 472,400 | 472,400 |
| 2025 | - | 472,400 | 472,400 |
| 2026 | - | 472,400 | 472,400 |
| 2027 | - | 472,400 | 472,400 |
| 2028 | - | 472,400 | 472,400 |
| 2029 | - | 472,400 | 472,400 |
| 2030 | <u>11,810,000</u> | <u>472,400</u> | <u>12,282,400</u> |
| Total | <u>\$ 11,810,000</u> | <u>\$ 6,141,200</u> | <u>\$ 17,951,200</u> |

Paying Agent: Amalgamted Bank of Chicago

Principal payment date: Due serially on February 1

Interest payment dates: August 1 and February 1 of each year

Interest rates: 3.00% - 4.00%

COMMUNITY UNIT SCHOOL DISTRICT 308**GENERAL LONG-TERM DEBT - GENERAL OBLIGATION REFUNDING SCHOOL BONDS, SERIES 2016
AS OF JUNE 30, 2017**

| YEAR ENDED JUNE 30, | PRINCIPAL | INTEREST | TOTAL |
|---------------------|----------------------|----------------------|-----------------------|
| 2018 | \$ - | \$ 4,745,400 | \$ 4,745,400 |
| 2019 | - | 4,745,400 | 4,745,400 |
| 2020 | - | 4,745,400 | 4,745,400 |
| 2021 | - | 4,745,400 | 4,745,400 |
| 2022 | - | 4,745,400 | 4,745,400 |
| 2023 | 1,505,000 | 4,745,400 | 6,250,400 |
| 2024 | 2,965,000 | 4,670,150 | 7,635,150 |
| 2025 | 4,170,000 | 4,521,900 | 8,691,900 |
| 2026 | 1,365,000 | 4,313,400 | 5,678,400 |
| 2027 | - | 4,245,150 | 4,245,150 |
| 2028 | - | 4,245,150 | 4,245,150 |
| 2029 | - | 4,245,150 | 4,245,150 |
| 2030 | - | 4,245,150 | 4,245,150 |
| 2031 | 12,815,000 | 4,245,150 | 17,060,150 |
| 2032 | 13,460,000 | 3,604,400 | 17,064,400 |
| 2033 | 14,040,000 | 3,025,000 | 17,065,000 |
| 2034 | 14,740,000 | 2,323,000 | 17,063,000 |
| 2035 | 15,475,000 | 1,586,000 | 17,061,000 |
| 2036 | <u>16,245,000</u> | <u>812,250</u> | <u>17,057,250</u> |
| Total | <u>\$ 96,780,000</u> | <u>\$ 74,554,250</u> | <u>\$ 171,334,250</u> |

Paying Agent:

Amalgamted Bank of Chicago

Principal payment date:

Due serially on February 1

Interest payment dates:

August 1 and February 1 of each year

Interest rates:

4.00% - 5.00%

COMMUNITY UNIT SCHOOL DISTRICT 308

GENERAL LONG-TERM DEBT - GENERAL OBLIGATION LIMITED SCHOOL BONDS, SERIES 2017A
AS OF JUNE 30, 2017

| YEAR ENDED JUNE 30, | PRINCIPAL | INTEREST | TOTAL |
|---------------------|----------------------|-------------------|----------------------|
| 2018 | \$ 2,590,000 | \$ 275,670 | \$ 2,865,670 |
| 2019 | 2,675,000 | 250,877 | 2,925,877 |
| 2020 | 2,720,000 | 204,065 | 2,924,065 |
| 2021 | 2,780,000 | 144,497 | 2,924,497 |
| 2022 | <u>2,850,000</u> | <u>76,665</u> | <u>2,926,665</u> |
| Total | <u>\$ 13,615,000</u> | <u>\$ 951,774</u> | <u>\$ 14,566,774</u> |

| | |
|-------------------------|--------------------------------------|
| Paying Agent: | Amalgamted Bank of Chicago |
| Principal payment date: | Due serially on February 1 |
| Interest payment dates: | August 1 and February 1 of each year |
| Interest rates: | 1.65% - 2.69% |

COMMUNITY UNIT SCHOOL DISTRICT 308

The part of the District's comprehensive annual financial report presents detailed information as a context for understanding what the information in the financial statements, note disclosures, and required supplementary information says about the District's overall financial health.

| <u>Contents</u> | <u>Page</u> |
|---|--------------------|
| Financial Trends | 100 |
| These schedules contain trend information to help the reader understand how the District's financial performance and well-being have changed over time. | |
| Revenue Capacity | 114 |
| These schedules contain information to help the reader assess the District's most significant local revenue source, the property tax. | |
| Debt Capacity | 120 |
| These schedules present information to help the reader assess the affordability of the District's current levels of outstanding debt and the District's ability to issue additional debt in the future. | |
| Demographic and Economic Information | 126 |
| These schedules offer demographic and economic indicators to help the reader understand the environment within the District's financial activities take place. | |
| Operating Information | 128 |
| These schedules contain information about the District's service and resources to help the reader understand how the District's financial information relates to the services the District provides and the activities it performs. | |

Sources: Unless otherwise noted, the information in these schedules is derived from the comprehensive annual financial reports for the relevant year.

COMMUNITY UNIT SCHOOL DISTRICT 308

NET POSITION BY COMPONENT LAST TEN FISCAL YEARS

| | 2008 | 2009 | 2010 | 2011 |
|---------------------------------------|---------------------|---------------------|---------------------|---------------------|
| Governmental activities | | | | |
| Net investment in capital assets | \$31,043,484 | \$27,548,440 | \$24,723,245 | \$14,847,410 |
| Restricted | - | - | - | 14,150,770 |
| Unrestricted (deficit) | 13,699,235 | 8,353,438 | 6,382,640 | 5,067,797 |
| Total primary government net position | <u>\$44,742,719</u> | <u>\$35,901,878</u> | <u>\$31,105,885</u> | <u>\$34,065,977</u> |

Data Source : District's Annual Financial Statements.

Note: The 2013 net position was restated in 2014 due to the implementation of Governmental Accounting Standards Board Statement 65, *Items Previously Recorded as Assets and Liabilities*.

Note: The 2015 net position was restated in 2015 due to the implementation of Governmental Accounting Standards Board Statement 68, *Accounting and Financial Reporting for Pension*.

| 2012 | 2013 | 2014 | 2015 | 2016 | 2017 |
|--------------|--------------|--------------|--------------|--------------|--------------|
| \$21,748,763 | \$25,951,006 | \$26,963,136 | \$35,064,117 | \$32,771,471 | \$40,197,004 |
| 14,239,048 | 3,583,033 | 7,346,570 | 9,932,019 | 11,549,740 | 11,263,765 |
| (3,478,279) | (2,288,739) | (5,001,365) | (22,789,090) | (26,878,073) | (34,977,409) |
| <hr/> | | | | | |
| \$32,509,532 | \$27,245,300 | \$29,308,341 | \$22,207,046 | \$17,443,138 | \$16,483,360 |
| <hr/> | | | | | |

COMMUNITY UNIT SCHOOL DISTRICT 308
EXPENSES, PROGRAM REVENUES, AND NET (EXPENSE) REVENUE
LAST TEN FISCAL YEARS

| | 2008 | 2009 | 2010 | 2011 |
|---|-------------------------------|-------------------------------|-------------------------------|-------------------------------|
| Expenses | | | | |
| Governmental activities: | | | | |
| Instruction: | | | | |
| Regular programs | \$ 56,930,984 | \$ 64,339,472 | \$ 68,452,902 | \$ 70,760,146 |
| Special programs | 15,076,372 | 17,322,789 | 18,583,809 | 18,340,366 |
| Other instructional programs | 2,811,204 | 3,052,305 | 2,956,490 | 2,868,451 |
| State retirement contributions | | | | |
| Support services: | | | | |
| Pupils | 4,531,079 | 4,981,327 | 5,282,267 | 5,354,769 |
| Instructional staff | 4,626,122 | 4,361,729 | 3,913,095 | 3,855,370 |
| General administration | 2,036,025 | 2,403,202 | 2,444,209 | 2,486,273 |
| School administration | 7,074,501 | 7,359,340 | 7,228,760 | 7,659,864 |
| Business | 11,883,260 | 18,856,734 | 11,330,091 | 12,669,814 |
| Transportation | 9,920,105 | 9,451,577 | 9,672,896 | 10,397,512 |
| Operations and maintenance | 13,760,321 | 13,797,169 | 14,291,142 | 13,847,381 |
| Central | 2,884,675 | 3,160,835 | 3,139,328 | 2,756,825 |
| Other support services | 1,609,177 | 1,173,571 | 1,335,850 | 1,340,601 |
| Community services | 68,830 | 142,610 | 134,601 | 169,733 |
| Payments to other governments | 10,106,698 | 11,440,366 | 12,206,366 | 12,794,724 |
| Interest and charges | 13,784,251 | 16,989,476 | 17,453,825 | 18,217,392 |
| Total primary government expenses | 157,103,604 | 178,832,502 | 178,425,631 | 183,519,221 |
| Program Revenues | | | | |
| Governmental activities: | | | | |
| Charges for services: | | | | |
| Regular programs | \$ 1,813,340 | \$ 1,739,624 | \$ 1,928,430 | \$ 2,256,098 |
| Special programs | - | 131,664 | 142,948 | 164,943 |
| Other instructional programs | | | | |
| Business | 4,138,753 | 4,668,473 | 3,767,587 | 4,087,060 |
| Transportation | 6,955 | 123,258 | 14,573 | 20,132 |
| Operations and maintenance | 126,666 | 1,152,632 | 1,227,305 | 975,868 |
| Interest and charges | - | - | 66,994 | 63,468 |
| Operating grants and contributions | 21,808,355 | 33,302,549 | 33,887,237 | 33,636,443 |
| Capital grants and contributions | - | - | - | - |
| Total primary government program revenues | 27,894,069 | 41,118,200 | 41,035,074 | 41,204,012 |
| Net (Expense)/Revenue | | | | |
| Total primary government net expense | <u><u>\$(129,209,535)</u></u> | <u><u>\$(137,714,302)</u></u> | <u><u>\$(137,390,557)</u></u> | <u><u>\$(142,315,209)</u></u> |

Data Source : District's Annual Financial Statements.

| 2012 | 2013 | 2014 | 2015 | 2016 | 2017 |
|-----------------|-----------------|-----------------|-----------------|-----------------|-----------------|
| \$ 78,369,535 | \$ 84,594,826 | \$ 95,410,450 | \$ 68,806,786 | \$ 75,594,240 | \$ 70,494,600 |
| 17,458,864 | 19,380,712 | 20,026,488 | 29,551,609 | 32,727,429 | 33,494,771 |
| 2,981,041 | 3,078,641 | 3,257,559 | 10,906,003 | 12,985,470 | 14,605,711 |
| | | | 36,584,561 | 40,640,204 | 50,046,554 |
| 5,534,371 | 6,094,135 | 6,314,501 | 7,364,303 | 8,647,782 | 17,746,807 |
| 4,245,047 | 3,507,348 | 4,803,713 | 5,320,129 | 5,635,144 | 7,155,096 |
| 2,597,426 | 2,630,645 | 3,639,236 | 3,548,474 | 3,484,395 | 5,468,259 |
| 7,825,854 | 8,164,072 | 8,571,677 | 8,435,765 | 9,258,426 | 11,684,545 |
| 16,726,483 | 12,196,529 | 11,116,294 | 6,568,552 | 6,181,777 | 5,502,163 |
| 10,660,305 | 12,091,760 | 11,845,901 | 12,035,082 | 12,615,244 | 13,008,148 |
| 14,514,550 | 14,303,143 | 15,657,425 | 19,370,622 | 20,407,031 | 18,408,151 |
| 2,744,407 | 3,024,713 | 4,623,943 | 5,565,528 | 6,031,459 | 5,751,917 |
| 930,048 | 760,022 | 838,855 | 817,032 | 709,943 | 658,468 |
| 98,394 | 96,019 | 139,402 | 133,416 | 127,551 | 245,113 |
| 14,423,528 | 14,948,980 | 15,304,602 | - | - | - |
| 18,244,531 | 24,359,192 | 19,186,133 | 18,949,964 | 18,554,154 | 17,382,336 |
| 197,354,384 | 209,230,737 | 220,736,179 | 233,957,826 | 253,600,249 | 271,652,639 |
| \$ 2,522,413 | \$ 2,447,480 | \$ 2,795,999 | \$ 3,281,750 | \$ 3,924,746 | \$ 7,066,389 |
| 159,094 | 185,041 | 163,601 | - | - | 1,154,630 |
| | | | 310,882 | 369,765 | 384,354 |
| 4,007,855 | 4,171,624 | 4,615,936 | 3,338,040 | 3,467,298 | 3,474,808 |
| 75,315 | 94,706 | 172,177 | 58,599 | 126,119 | 66,211 |
| 1,017,224 | 1,517,317 | 1,500,241 | 1,120,172 | 1,198,538 | 494,322 |
| 62,895 | 59,878 | 61,680 | - | - | - |
| 35,545,984 | 35,841,568 | 43,888,768 | 55,002,045 | 60,069,637 | 73,708,085 |
| - | - | - | 388,555 | 64,227 | - |
| 43,390,780 | 44,317,614 | 53,198,402 | 63,500,043 | 69,220,330 | 86,348,799 |
| \$(153,963,604) | \$(164,913,123) | \$(167,537,777) | \$(170,457,783) | \$(184,379,919) | \$(185,303,840) |

COMMUNITY UNIT SCHOOL DISTRICT 308
GENERAL REVENUES AND TOTAL CHANGE IN NET POSITION
LAST TEN FISCAL YEARS

| | 2008 | 2009 | 2010 | 2011 |
|--|-----------------|-----------------|-----------------|-----------------|
| Net (Expense)/Revenue | | | | |
| Total primary government net expense | \$(129,209,535) | \$(137,714,302) | \$(137,390,557) | \$(142,315,209) |
| General Revenues and Other Changes in Net Position | | | | |
| Governmental activities: | | | | |
| Taxes: | | | | |
| Property taxes, general purposes | \$ 70,271,992 | \$ 78,023,351 | \$ 82,617,206 | \$ 85,138,941 |
| Property taxes, special purposes | - | - | - | - |
| Property taxes, debt service | 20,374,947 | 21,368,584 | 20,624,747 | 24,574,655 |
| Corporate property replacement taxes | 2,183,159 | 1,743,526 | 1,529,979 | 1,954,338 |
| State aid-formula grants | 30,167,868 | 25,021,302 | 27,056,724 | 32,145,390 |
| Grants and contributions not restricted to specific programs | 10,388 | - | - | - |
| Investment earnings | 3,485,210 | 1,913,760 | 172,434 | 106,010 |
| Miscellaneous | 1,769,765 | 802,938 | 593,474 | 1,355,967 |
| Total primary government | 128,263,329 | 128,873,461 | 132,594,564 | 145,275,301 |
| Change in Net Position | | | | |
| Total primary government | \$ (946,206) | \$ (8,840,841) | \$ (4,795,993) | \$ 2,960,092 |

Data Source : District's Annual Financial Statements.

| 2012 | 2013 | 2014 | 2015 | 2016 | 2017 |
|-----------------|-----------------|-----------------|-----------------|-----------------|-----------------|
| \$(153,963,604) | \$(164,913,123) | \$(167,537,777) | \$(170,457,783) | \$(184,379,919) | \$(185,303,840) |
| \$ 87,807,691 | \$ 90,566,493 | \$ 92,509,009 | \$ 72,530,092 | \$ 73,105,965 | \$ 73,390,513 |
| - | - | - | 20,962,496 | 20,369,091 | 20,779,327 |
| 30,679,780 | 33,135,503 | 33,038,241 | 33,123,877 | 31,556,794 | 29,954,415 |
| 1,825,526 | 1,902,972 | 1,883,594 | 2,039,721 | 1,812,889 | 2,051,888 |
| 31,559,304 | 33,375,759 | 41,365,697 | 43,784,230 | 52,065,579 | 56,199,260 |
| - | - | - | - | - | - |
| 90,132 | 41,624 | 34,832 | 48,235 | 58,673 | 194,507 |
| 444,726 | 626,540 | 769,445 | 1,154,352 | 1,236,020 | 1,185,152 |
| 152,407,159 | 159,648,891 | 169,600,818 | 173,643,003 | 180,205,011 | 183,755,062 |
| \$ (1,556,445) | \$ (5,264,232) | \$ 2,063,041 | \$ 3,185,220 | \$ (4,174,908) | \$ (1,548,778) |

COMMUNITY UNIT SCHOOL DISTRICT 308FUND BALANCES, GOVERNMENTAL FUNDS
LAST TEN FISCAL YEARS

| | 2008 | 2009 | 2010 | 2011 | GASB 54 2012 |
|------------------------------------|----------------------|----------------------|----------------------|----------------------|----------------------|
| General Fund | | | | | |
| Nonspendable | \$ - | \$ - | \$ 423,616 | \$ 426,438 | \$ 71,494 |
| Restricted | - | - | 12,200,014 | 12,200,014 | 12,200,014 |
| Unassigned | - | - | 11,907,442 | 18,569,628 | 17,380,596 |
| Reserved | 283,725 | 665,028 | - | - | - |
| Unreserved | 7,133,974 | 9,206,719 | - | - | - |
| Total General Fund | <u>\$ 7,417,699</u> | <u>\$ 9,871,747</u> | <u>\$ 24,531,072</u> | <u>\$ 31,196,080</u> | <u>\$ 29,652,104</u> |
| All Other Governmental Funds | | | | | |
| Restricted | \$ - | \$ - | \$ 18,844,286 | \$ 37,950,965 | \$ 81,003,466 |
| Unassigned | - | - | (899,370) | (1,808,451) | (360,270) |
| Unreserved, reported in: | | | | | |
| Special revenue funds | 13,846,580 | 13,529,806 | - | - | - |
| Debt service fund | 11,117,908 | 10,151,515 | - | - | - |
| Capital project funds | 80,576,913 | 36,386,059 | - | - | - |
| Total all other governmental funds | <u>\$105,541,401</u> | <u>\$ 60,067,380</u> | <u>\$ 17,944,916</u> | <u>\$ 36,142,514</u> | <u>\$ 80,643,196</u> |

Data Source: District's Annual Financial Statements.

Note: The District implemented GASB 54 as of July 1, 2010. The fund balances for the year-ended June 30, 2010 are presented using GASB 54 as the beginning fund balances for the year-ended June 30, 2011 needed to be determined for implementation. Fund balance presentation prior to 2010 is based on pre-GASB 54 presentation.

| 2013 | 2014 | 2015 | 2016 | 2017 |
|---------------|---------------|---------------|---------------|---------------|
| \$ 71,494 | \$ 71,494 | \$ 287,617 | \$ 136,782 | \$ 71,494 |
| 215,000 | - | - | - | - |
| 27,513,582 | 26,183,507 | 21,419,496 | 15,229,727 | 22,679,707 |
| - | - | - | - | - |
| - | - | - | - | - |
| \$ 27,800,076 | \$ 26,255,001 | \$ 21,707,113 | \$ 15,366,509 | \$ 22,751,201 |
| \$ 41,685,030 | \$ 33,356,316 | \$ 32,560,000 | \$ 28,353,108 | \$ 27,158,980 |
| - | - | - | - | - |
| - | - | - | - | - |
| - | - | - | - | - |
| - | - | - | - | - |
| \$ 41,685,030 | \$ 33,356,316 | \$ 32,560,000 | \$ 28,353,108 | \$ 27,158,980 |

COMMUNITY UNIT SCHOOL DISTRICT 308

GOVERNMENTAL FUNDS REVENUE LAST TEN FISCAL YEARS

| | 2008 | 2009 | 2010 | 2011 | 2012 |
|---|----------------------|----------------------|----------------------|----------------------|----------------------|
| Local sources: | | | | | |
| Property taxes | \$ 93,782,924 | \$ 99,887,994 | \$103,241,953 | \$109,713,596 | \$118,487,471 |
| Corporate personal property replacement taxes | 2,183,159 | 1,743,526 | 1,529,979 | 1,954,338 | 1,825,526 |
| Other payments in lieu of taxes | 1,359,989 | 757,265 | 616,115 | 499,580 | 671,471 |
| Charges for services | 6,495,490 | 7,861,324 | 7,125,196 | 7,620,656 | 7,618,051 |
| Total local sources | <u>103,821,562</u> | <u>110,250,109</u> | <u>112,513,243</u> | <u>119,788,170</u> | <u>128,602,519</u> |
| State sources: | | | | | |
| Unrestricted state aid | 30,167,868 | 25,021,302 | 41,283,622 | 46,905,994 | 48,805,423 |
| Restricted state aid | 19,921,902 | 24,158,950 | 10,359,147 | 11,771,357 | 11,407,159 |
| Total state sources | <u>50,089,770</u> | <u>49,180,252</u> | <u>51,642,769</u> | <u>58,677,351</u> | <u>60,212,582</u> |
| Federal sources, Restricted federal aid | <u>1,968,539</u> | <u>9,143,599</u> | <u>9,301,192</u> | <u>4,181,231</u> | <u>6,752,271</u> |
| Interest | <u>3,485,210</u> | <u>1,913,760</u> | <u>172,434</u> | <u>106,010</u> | <u>90,132</u> |
| Total revenues | <u>\$159,365,081</u> | <u>\$170,487,720</u> | <u>\$173,629,638</u> | <u>\$182,752,762</u> | <u>\$195,657,504</u> |

Data Source: District's Annual Financial Statements.

| 2013 | 2014 | 2015 | 2016 | 2017 |
|---------------|---------------|---------------|---------------|---------------|
| \$123,701,996 | \$125,547,250 | \$126,270,933 | \$124,780,506 | \$123,973,666 |
| 1,902,972 | 1,883,594 | 2,039,721 | 1,812,889 | 2,051,888 |
| 729,009 | 1,167,413 | 843,845 | 528,461 | 508,882 |
| 8,373,577 | 8,911,666 | 8,765,482 | 10,045,369 | 13,467,573 |
| 134,707,554 | 137,509,923 | 137,919,981 | 137,167,225 | 140,002,009 |
| 53,595,523 | 67,608,431 | 80,368,791 | 92,705,783 | 106,245,814 |
| 14,029,060 | 13,207,917 | 13,387,277 | 10,490,440 | 15,067,673 |
| 67,624,583 | 80,816,348 | 93,756,068 | 103,196,223 | 121,313,487 |
| 4,254,778 | 4,597,178 | 5,554,788 | 6,081,956 | 7,833,811 |
| 41,624 | 34,832 | 48,235 | 58,673 | 194,507 |
| \$206,628,539 | \$222,958,281 | \$237,279,072 | \$246,504,077 | \$269,343,814 |

COMMUNITY UNIT SCHOOL DISTRICT 308
GOVERNMENTAL FUNDS EXPENDITURES AND DEBT SERVICE RATIOS
LAST TEN FISCAL YEARS

| | 2008 | 2009 | 2010 | 2011 |
|--|----------------------|----------------------|----------------------|----------------------|
| Instruction: | | | | |
| Regular programs | \$ 53,218,157 | \$ 60,343,095 | \$ 64,669,600 | \$ 66,038,194 |
| Special programs | 14,107,246 | 16,307,296 | 17,624,627 | 17,125,352 |
| Other instructional programs | 2,512,088 | 2,882,725 | 2,802,493 | 2,681,180 |
| State retirement contributions | - | - | - | - |
| Total instructional | 69,837,491 | 79,533,116 | 85,096,720 | 85,844,726 |
| Supporting services: | | | | |
| Pupils | 4,258,616 | 4,683,901 | 5,008,805 | 4,997,662 |
| Instructional staff | 3,716,104 | 4,113,562 | 3,710,509 | 3,595,907 |
| General administration | 1,919,272 | 2,270,315 | 2,320,397 | 2,320,965 |
| School administration | 6,645,475 | 6,912,055 | 6,855,551 | 7,153,235 |
| Business | 11,018,997 | 17,820,449 | 10,756,999 | 11,183,120 |
| Transportation | 8,831,146 | 8,935,503 | 9,175,980 | 9,693,662 |
| Operations and maintenance | 12,564,117 | 13,043,818 | 13,555,232 | 12,977,350 |
| Central | 2,452,312 | 2,974,904 | 2,978,207 | 2,606,962 |
| Other | 1,517,013 | 1,109,075 | 1,268,363 | 1,251,911 |
| Total supporting services | 52,923,052 | 61,863,582 | 55,630,043 | 55,780,774 |
| Community services | 68,830 | 142,610 | 134,371 | 169,282 |
| Capital outlay | 74,896,461 | 37,131,838 | 23,117,147 | 10,167,299 |
| Debt service: | | | | |
| Principal | 11,496,078 | 12,915,954 | 14,564,098 | 15,510,000 |
| Interest and charges | 10,904,527 | 11,357,828 | 10,592,200 | 10,076,348 |
| Debt issuance cost | 2,036,164 | 22,360 | 168,402 | 625,716 |
| Total debt service | 24,436,769 | 24,296,142 | 25,324,700 | 26,212,064 |
| Payments to other governments | 10,106,698 | 11,440,366 | 12,206,366 | 12,794,724 |
| Total expenditures | \$232,269,301 | \$214,407,654 | \$201,509,347 | \$190,968,869 |
| Debt service as a percentage of noncapital expenditures | 15.5% | 13.7% | 14.2% | 14.5% |

Data Source : District's Annual Financial Statements.

| 2012 | 2013 | 2014 | 2015 | 2016 | 2017 |
|---------------|---------------|---------------|---------------|---------------|---------------|
| \$ 73,658,816 | \$ 79,753,017 | \$ 88,753,322 | \$ 63,416,765 | \$ 71,071,184 | \$ 70,255,978 |
| 16,370,803 | 18,247,563 | 18,597,106 | 12,508,847 | 14,992,018 | 30,740,478 |
| 2,801,742 | 2,897,115 | 3,045,363 | 11,477,966 | 12,921,464 | 14,773,622 |
| - | - | - | 36,584,561 | 40,640,204 | 50,046,554 |
| 92,831,361 | 100,897,695 | 110,395,791 | 123,988,139 | 139,624,870 | 165,816,632 |
| 5,197,086 | 5,744,881 | 5,843,068 | 6,289,432 | 7,284,775 | 16,421,594 |
| 3,977,381 | 3,305,158 | 4,472,543 | 5,045,932 | 5,274,718 | 6,354,822 |
| 2,447,399 | 2,481,886 | 3,415,253 | 3,331,710 | 3,241,578 | 4,327,600 |
| 7,348,696 | 7,695,924 | 7,933,307 | 7,928,832 | 8,595,448 | 8,766,705 |
| 14,644,450 | 11,431,538 | 11,729,650 | 5,669,344 | 5,632,638 | 5,673,368 |
| 9,869,591 | 11,393,728 | 11,112,294 | 11,970,944 | 12,244,513 | 13,313,373 |
| 13,659,337 | 13,410,891 | 14,684,544 | 18,340,246 | 18,755,230 | 18,182,378 |
| 2,557,606 | 2,851,657 | 4,310,255 | 5,265,884 | 5,523,634 | 5,280,232 |
| 876,397 | 717,015 | 787,106 | 767,158 | 659,379 | 617,527 |
| 60,577,943 | 59,032,678 | 64,288,020 | 64,609,482 | 67,211,913 | 78,937,599 |
| 98,114 | 95,701 | 139,161 | 125,012 | 122,388 | 236,748 |
| 8,521,243 | 38,213,255 | 8,516,491 | 5,613,552 | 1,072,853 | 837,192 |
| 17,520,000 | 20,395,000 | 20,780,000 | 36,944,858 | 22,100,651 | 19,154,781 |
| 12,041,256 | 13,855,424 | 13,647,108 | 13,156,544 | 12,919,542 | 11,783,795 |
| 988,345 | - | - | - | - | - |
| 30,549,601 | 34,250,424 | 34,427,108 | 50,101,402 | 35,020,193 | 30,938,576 |
| 14,423,528 | 14,948,980 | 15,304,602 | 15,178,140 | 15,106,441 | 1,503 |
| \$207,001,790 | \$247,438,733 | \$233,071,173 | \$259,615,727 | \$258,158,658 | \$276,768,250 |
| 15.4% | 16.4% | 15.3% | 19.7% | 13.6% | 11.2% |

COMMUNITY UNIT SCHOOL DISTRICT 308
OTHER FINANCING SOURCES AND USES AND NET CHANGES IN FUND BALANCES
GOVERNMENTAL FUNDS
LAST TEN FISCAL YEARS

| | 2008 | 2009 | 2010 | 2011 |
|--|------------------------|------------------------|------------------------|-----------------------|
| Excess (deficiency) of revenues over (under) expenditures | <u>\$ (72,904,220)</u> | <u>\$ (43,919,934)</u> | <u>\$ (27,879,709)</u> | <u>\$ (8,216,107)</u> |
| Other financing sources (uses): | | | | |
| Bond proceeds / Issuance of refunding bonds | 109,218,396 | - | 8,485,000 | 54,840,000 |
| Premium on bonds | 2,509,032 | - | 125,694 | 932,297 |
| Discount on bonds | (318,134) | - | - | - |
| Accrued interest on bonds | - | - | - | - |
| Premium on tax anticipation warrants | 38,870 | 22,880 | 54,700 | - |
| Capital lease value | 547,187 | 877,081 | 231,917 | - |
| Proceeds from sale of capital assets | - | - | - | 803,300 |
| Transfer in | 296,260 | 881,485 | 3,473,185 | - |
| Transfer (out) | (296,260) | (881,485) | (3,473,185) | - |
| Payment to escrow agent | (28,612,065) | - | (8,480,741) | (23,496,884) |
| Total other financing sources (uses) | <u>83,383,286</u> | <u>899,961</u> | <u>416,570</u> | <u>33,078,713</u> |
| Net change in fund balances | <u>\$ 10,479,066</u> | <u>\$ (43,019,973)</u> | <u>\$ (27,463,139)</u> | <u>\$ 24,862,606</u> |

Data Source: District's Annual Financial Statements.

| 2012 | 2013 | 2014 | 2015 | 2016 | 2017 |
|-----------------|-----------------|-----------------|-----------------|-----------------|----------------|
| \$ (11,344,286) | \$ (40,810,194) | \$ (10,112,892) | \$ (22,336,655) | \$ (11,654,581) | \$ (7,424,436) |
| 96,825,000 | - | 19,410,000 | 15,170,000 | 96,780,000 | 13,615,000 |
| 5,795,973 | - | 389,116 | 677,952 | 15,260,178 | - |
| - | - | - | - | - | - |
| - | - | - | - | - | - |
| - | - | - | - | - | - |
| - | - | - | 1,144,499 | - | - |
| - | - | - | - | - | - |
| - | - | - | 686,655 | 709,554 | 734,929 |
| - | - | - | (686,655) | (709,554) | (734,929) |
| (48,319,981) | - | (19,560,013) | - | (110,933,093) | - |
| 54,300,992 | - | 239,103 | 16,992,451 | 1,107,085 | 13,615,000 |
| \$ 42,956,706 | \$ (40,810,194) | \$ (9,873,789) | \$ (5,344,204) | \$ (10,547,496) | \$ 6,190,564 |

COMMUNITY UNIT SCHOOL DISTRICT 308
ASSESSED VALUE AND ACTUAL VALUE OF TAXABLE PROPERTY
LAST TEN TAX LEVY YEARS

| Tax Levy Year | Residential Property | Commercial Property | Industrial Property | Agricultural Property | Railroad Property |
|---------------------|-------------------------|------------------------|------------------------|--------------------------|----------------------|
| 2016 | \$ 1,548,053,726 | \$ 178,472,243 | \$ 36,391,250 | \$ 23,819,033 | \$ 1,828,662 |
| 2015 | 1,442,590,840 | 178,352,606 | 36,459,989 | 23,087,415 | 1,649,200 |
| 2014 | 1,364,174,593 | 177,080,291 | 37,229,756 | 22,311,925 | 1,461,616 |
| 2013 | 1,366,909,621 | 177,776,208 | 39,259,855 | 21,241,077 | 1,338,757 |
| 2012 | 1,485,044,464 | 175,001,412 | 25,385,647 | 20,788,494 | 926,270 |
| 2011 | 1,609,135,156 | 178,204,404 | 25,374,855 | 20,529,979 | 967,502 |
| 2010 | 1,737,045,346 | 187,991,385 | 26,487,748 | 20,502,946 | 926,311 |
| 2009 | 1,832,730,175 | 187,122,728 | 27,292,130 | 21,857,185 | 559,309 |
| 2008 | 1,798,468,888 | 171,855,167 | 26,103,856 | 21,320,092 | 492,077 |
| 2007 | 1,711,091,909 | 155,667,568 | 26,363,380 | 20,255,674 | 433,167 |

Source: Kendall, Kane and Will County Clerk's Office, Department of Tax Extensions.

⁽¹⁾ Total Direct Tax Rate is Average Tax Rate of Kendall, Kane and Will County

Note: The county assesses property at approximately 33.3 percent of actual value. Estimated actual taxable value is calculated by dividing taxable value by percentage. Tax rates are per \$100 of assessed value.

Note: 2016 is the most recent available detailed information.

| Mineral Property | | Total Taxable Equalized Assessed Valuation | Total Direct Tax Rate ⁽¹⁾ | Property |
|---------------------|-----|---|---|-----------------|
| \$ | 150 | \$1,788,565,064 | \$ 6.97 | \$5,365,695,192 |
| | 150 | 1,682,140,200 | 7.36 | 5,046,420,600 |
| | 150 | 1,602,258,331 | 7.92 | 4,806,774,993 |
| | 150 | 1,606,525,668 | 7.86 | 4,819,577,004 |
| | - | 1,707,146,287 | 7.36 | 5,121,438,861 |
| | - | 1,834,211,896 | 6.66 | 5,502,635,688 |
| | - | 1,972,953,736 | 5.84 | 5,918,861,208 |
| | - | 2,069,561,527 | 5.06 | 6,208,684,581 |
| | - | 2,018,240,080 | 5.06 | 6,054,720,240 |
| | - | 1,913,811,698 | 5.06 | 5,741,435,094 |

COMMUNITY UNIT SCHOOL DISTRICT 308

DIRECT AND OVERLAPPING PROPERTY TAX RATES LAST TEN TAX LEVY YEARS

| | 2016 | 2015 | 2014 | 2013 | 2012 | 2011 | 2010 | 2009 | 2008 | 2007 |
|--|----------|----------|---------|--------|--------|--------|--------|--------|--------|--------|
| CUSD Number 308 | | | | | | | | | | |
| in Kendall County | 6.971230 | 7.317580 | 7.88027 | 7.8596 | 7.3488 | 6.6573 | 5.8377 | 5.0600 | 5.0600 | 5.0600 |
| in Will County | 6.963600 | 7.416600 | 7.95050 | 7.8604 | 7.3758 | 6.6317 | 5.8245 | 5.0600 | 5.0600 | 5.0600 |
| in Kane County | 6.984771 | 7.360810 | 7.92128 | 7.8803 | 7.3678 | 6.6757 | 6.0459 | 5.0600 | 5.0600 | 5.0600 |
| Kane County | 0.420062 | 0.447884 | 0.46836 | 0.4623 | 0.4336 | 0.3990 | 0.3730 | 0.3398 | 0.3336 | 0.3322 |
| Kane County Forest Preserve | 0.225322 | 0.294354 | 0.31263 | 0.3039 | 0.2710 | 0.2609 | 0.2201 | 0.1997 | 0.1932 | 0.1974 |
| Kendall County | 0.747650 | 0.790930 | 0.80853 | 0.8009 | 0.7446 | 0.6999 | 0.6396 | 0.5734 | 0.5724 | 0.5595 |
| Kendall County Forest Preserve | 0.175510 | 0.178740 | 0.18257 | 0.1640 | 0.1495 | 0.1205 | 0.1041 | 0.0944 | 0.0966 | 0.1292 |
| Will County | 0.614700 | 0.614000 | 0.62100 | 0.6216 | 0.5696 | 0.5351 | 0.5077 | 0.4833 | 0.4751 | 0.4826 |
| Will County Building Commission | 0.002600 | 0.021800 | 0.02230 | 0.0222 | 0.0212 | 0.0200 | 0.0197 | 0.0191 | 0.0191 | 0.0117 |
| Will County Forest Preserve | 0.194400 | 0.193700 | 0.19770 | 0.1970 | 0.1859 | 0.1693 | 0.1567 | 0.1519 | 0.1445 | 0.1424 |
| Townships: | | | | | | | | | | |
| Aurora (Kane Co.) | 0.226098 | 0.247795 | 0.26016 | 0.2517 | 0.2162 | 0.1882 | 0.1664 | 0.1486 | 0.1450 | 0.1449 |
| Aurora Twp. Road District | 0.100390 | 0.108438 | 0.11412 | 0.1104 | 0.0979 | 0.0860 | 0.0764 | 0.0703 | 0.0691 | 0.0690 |
| Bristol Township | 0.122790 | 0.133410 | 0.13536 | 0.1297 | 0.1233 | 0.1100 | 0.0969 | 0.0870 | 0.0857 | 0.0902 |
| Bristol Road District | 0.218010 | 0.262600 | 0.28175 | 0.2942 | 0.2701 | 0.2593 | 0.2278 | 0.2093 | 0.2064 | 0.2004 |
| Kendall Township | 0.100560 | 0.105890 | 0.10706 | 0.1056 | 0.0963 | 0.0858 | 0.0779 | 0.0713 | 0.0687 | 0.0671 |
| Kendall Township Road District | 0.255970 | 0.269550 | 0.27254 | 0.2687 | 0.2453 | 0.2183 | 0.1983 | 0.1815 | 0.1749 | 0.1706 |
| Na-Au-Say Township | 0.056190 | 0.059460 | 0.06473 | 0.0642 | 0.0610 | 0.0540 | 0.0485 | 0.0448 | 0.0446 | 0.0445 |
| Na-Au-Say Township Road District | 0.294130 | 0.306220 | 0.32238 | 0.3188 | 0.3065 | 0.2841 | 0.2556 | 0.2380 | 0.2346 | 0.2587 |
| Oswego Township | 0.085540 | 0.090390 | 0.09473 | 0.0920 | 0.0850 | 0.0801 | 0.0790 | 0.0729 | 0.0745 | 0.0734 |
| Oswego Township Road District | 0.191710 | 0.202730 | 0.21242 | 0.2059 | 0.1963 | 0.1871 | 0.1804 | 0.1675 | 0.1711 | 0.1687 |
| Wheatland Township | 0.023200 | 0.024500 | 0.02740 | 0.0378 | 0.0344 | 0.0328 | 0.0333 | 0.0319 | 0.0314 | 0.0303 |
| Wheatland Township Road District | 0.050500 | 0.052400 | 0.05320 | 0.0550 | 0.0528 | 0.0503 | 0.0474 | 0.0433 | 0.0427 | 0.0412 |
| Miscellaneous: | | | | | | | | | | |
| Multi-Township Assessment District, Will | 0.029000 | 0.030600 | 0.03080 | 0.0261 | 0.0261 | 0.0237 | 0.0206 | 0.0200 | 0.0203 | 0.0201 |
| Municipalities: | | | | | | | | | | |
| City of Aurora, Kane | 2.092950 | 2.194117 | 2.26349 | 2.1406 | 1.9912 | 1.9619 | 1.9251 | 1.6565 | 1.6558 | 1.6608 |
| City of Aurora Library Fund, Kane | 0.291080 | 0.294223 | 0.28642 | 0.2866 | 0.2853 | 0.2503 | 0.2548 | 0.2542 | 0.2448 | 0.2546 |
| City of Aurora, Kendall | 2.091990 | 2.193480 | 2.26173 | 2.1393 | 1.9900 | 1.7634 | 1.7124 | 1.6555 | 1.5959 | 1.6597 |
| City of Aurora Library Fund, Kendall | 0.290800 | 0.293900 | 0.28599 | 0.2862 | 0.2850 | 0.2502 | 0.2547 | 0.2541 | 0.2449 | 0.2545 |
| City of Aurora, Will | 2.092100 | 2.195000 | 2.26720 | 2.1344 | 2.0994 | 1.6614 | 1.7127 | 1.6555 | 1.5944 | 1.6613 |
| City of Aurora Library Fund, Will | 0.291080 | 0.293900 | 0.28610 | 0.2861 | 0.2855 | 0.2438 | 0.2547 | 0.2542 | 0.2448 | 0.2546 |
| City of Joliet, Kendall | 1.480250 | 1.542090 | 1.22870 | 1.1777 | 0.7907 | 1.0078 | 0.9580 | 0.9085 | 0.7907 | 0.7999 |
| City of Joliet, Will | 1.171400 | 1.230400 | | | | | | | | |
| City of Yorkville | 0.679470 | 0.736060 | 0.75808 | 0.7738 | 0.7490 | 0.7045 | 0.9020 | 0.4374 | 0.4267 | 0.4164 |
| Village of Montgomery | 0.538700 | 0.588259 | 0.59367 | 0.5725 | 0.5305 | 0.4746 | 0.4156 | 0.3664 | 0.3634 | 0.3660 |
| Village of Oswego, Kendall | 0.154130 | 0.155800 | 0.16338 | 0.1633 | 0.1560 | 0.1453 | 0.1468 | 0.1400 | 0.1393 | 0.1337 |
| Village of Oswego, Will | 0.156000 | 0.158700 | | | | | | | | |
| Village of Plainfield, Kendall | 0.466900 | 0.466900 | 0.46690 | 0.4669 | 0.4554 | 0.4297 | 0.4079 | 0.4079 | 0.4079 | 0.4087 |
| Village of Plainfield, Will | 0.466300 | 0.466900 | 0.46690 | 0.4669 | 0.4567 | 0.4297 | 0.4069 | 0.4079 | 0.4079 | 0.4095 |
| Village of Plainfield Roads, Will | 0.113500 | 0.119200 | 0.01130 | 0.1211 | 0.1127 | 0.4297 | 0.4069 | 0.4079 | 0.4079 | 0.4095 |
| Parks: | | | | | | | | | | |
| Fox Valley Park District, Kane | 0.558975 | 0.599925 | 0.63068 | 0.6280 | 0.5863 | 0.4553 | 0.4803 | 0.4122 | 0.4014 | 0.4037 |
| Fox Valley Park District, Kendall | 0.557180 | 0.598300 | 0.62855 | 0.6147 | 0.5841 | 0.5266 | 0.4670 | 0.4196 | 0.4052 | 0.4035 |
| Fox Valley Park District, Will | 0.560000 | 0.598300 | 0.63120 | 0.6242 | 0.6247 | 0.4897 | 0.4671 | 0.4201 | 0.3915 | 0.4132 |
| Oswegoland Park District, Kendall | 0.476440 | 0.502300 | 0.51033 | 0.4872 | 0.4203 | 0.4117 | 0.3830 | 0.3594 | 0.3880 | 0.3896 |
| Oswegoland Park District, Will | 0.475700 | 0.502300 | 0.54220 | 0.4569 | 0.4553 | 0.3814 | 0.3691 | 0.3710 | 0.3829 | 0.4045 |
| Plainfield Park District, Kendall | 0.255960 | 0.269200 | 0.27276 | 0.2540 | 0.2400 | 0.2138 | 0.1965 | 0.1737 | 0.1762 | 0.1736 |
| Plainfield Park District, Will | 0.256000 | 0.269200 | 0.27420 | 0.2535 | 0.2433 | 0.2126 | 0.1959 | 0.1740 | 0.1761 | 0.1742 |
| Joliet Park District | 0.470000 | 0.485500 | 0.44893 | 0.3966 | 0.3667 | 0.3267 | 0.3004 | 0.2765 | 0.2783 | 0.2880 |
| Libraries: | | | | | | | | | | |
| Oswego Public Library, Kendall | 0.286370 | 0.299620 | 0.30575 | 0.2961 | 0.2721 | 0.2450 | 0.2206 | 0.2012 | 0.2031 | 0.2012 |
| Oswego Public Library, Will | 0.288900 | 0.301100 | 0.32470 | 0.2778 | 0.2946 | 0.2240 | 0.2157 | 0.2069 | 0.1990 | 0.2102 |
| Plainfield Library District, Kendall | 0.193910 | 0.202140 | 0.20524 | 0.2015 | 0.1894 | 0.1720 | 0.1573 | 0.1421 | 0.1488 | 0.1479 |
| Yorkville Public Library | 0.308050 | 0.328680 | 0.32990 | 0.3241 | 0.3242 | 0.3042 | 0.2589 | 0.2172 | 0.2099 | 0.2210 |
| Fire Protection Districts: | | | | | | | | | | |
| Aurora Township Fire District | 0.750920 | 0.830150 | 0.83459 | 0.8000 | 0.7000 | 0.7000 | 0.6400 | 0.6315 | 0.2979 | 0.3062 |
| Bristol - Kendall Fire Protection District | 0.759220 | 0.807730 | 0.80408 | 0.7718 | 0.7356 | 0.7176 | 0.6734 | 0.6007 | 0.5896 | 0.5738 |
| Lisbon - Seward Fire Protection | 0.251870 | 0.254350 | 0.26962 | 0.2701 | 0.2683 | 0.2615 | 0.2543 | 0.2494 | 0.2504 | 0.2442 |
| Oswego Fire Protection District, Kendall | 0.752440 | 0.787070 | 0.80453 | 0.7806 | 0.7216 | 0.6713 | 0.6286 | 0.5731 | 0.5821 | 0.5772 |
| Oswego Fire Protection District, Will | 0.756100 | 0.793000 | 0.85820 | 0.7307 | 0.7744 | 0.6194 | 0.6121 | 0.5905 | 0.5702 | 0.6049 |
| Plainfield Fire Protection District, Kendall | 0.968060 | 1.002930 | 1.01120 | 0.9968 | 0.9208 | 0.8872 | 0.8652 | 0.8418 | 0.8323 | 0.7787 |
| Plainfield Fire Protection District, Will | 0.967400 | 1.003600 | 1.01220 | 0.9970 | 0.9216 | 0.8872 | 0.8656 | 0.8419 | 0.8323 | 0.7787 |

COMMUNITY UNIT SCHOOL DISTRICT 308

DIRECT AND OVERLAPPING PROPERTY TAX RATES

LAST TEN TAX LEVY YEARS

| | 2016 | 2015 | 2014 | 2013 | 2012 | 2011 | 2010 | 2009 | 2008 | 2007 |
|--|----------|----------|---------|--------|--------|--------|--------|--------|--------|--------|
| Special Service Areas: | | | | | | | | | | |
| Aurora SSA #34-X, Kendall | 0.407010 | 0.440240 | 0.46356 | 0.4841 | 0.4323 | 0.4157 | 0.3514 | 0.3230 | 0.3181 | 0.3173 |
| Aurora SSA #34-X, Will | 0.332800 | 0.441800 | 0.46540 | 0.4823 | 0.4421 | 0.4066 | 0.3529 | 0.3216 | 0.3172 | 0.3200 |
| Montgomery SSA 7, Kendall | 0.054150 | 0.087460 | 0.08962 | 0.1466 | 0.1282 | 0.1372 | 0.1447 | 0.1294 | 0.3194 | - |
| Montgomery SSA 959#3, Kendall | 0.188680 | 0.242190 | 0.25132 | 0.3104 | 0.2877 | 0.1275 | - | - | 0.3486 | - |
| Community College Districts: | | | | | | | | | | |
| #502, College of DuPage | 0.249300 | 0.275600 | 0.28690 | 0.2953 | 0.2613 | 0.2495 | 0.2349 | 0.2127 | 0.1858 | 0.1888 |
| #516, Waubonsee Community College, Kane | 0.560691 | 0.587468 | 0.59543 | 0.5807 | 0.5312 | 0.4710 | 0.4070 | 0.4043 | 0.3995 | 0.3950 |
| #516, Waubonsee Community College, Kenda | 0.560050 | 0.588500 | 0.59734 | 0.5691 | 0.5306 | 0.4702 | 0.4115 | 0.4037 | 0.3990 | 0.3924 |
| #516, Waubonsee Community College, Will | 0.564500 | 0.588000 | 0.59880 | 0.5691 | 0.5729 | 0.4309 | 0.4131 | 0.4052 | 0.3842 | 0.4158 |
| #525, Joliet Junior College | 0.309900 | 0.307710 | 0.30850 | 0.2955 | 0.2768 | 0.2463 | 0.2270 | 0.2144 | 0.1896 | 0.1901 |
| Sanitary Districts: | | | | | | | | | | |
| Yorkville Bristol Sanitary District | - | - | - | - | - | - | - | - | - | 0.0291 |

Source: Kane, Kendall, and Will County Clerks.

Note: Tax rates are per \$100 of assessed value.

Note: 2015 is the most recent available information.

NA - Information not available or not applicable.

COMMUNITY UNIT SCHOOL DISTRICT 308

PRINCIPAL PROPERTY TAX PAYERS CURRENT YEAR AND TEN YEARS AGO

| Taxpayer | June 30, 2017 | | | June 30, 2007 | | |
|---|--|---|------|--|---|------|
| | Equalized Assessed Valuation 2016 | Percentage of Equalized Valuation | Rank | Equalized Assessed Valuation 2006 | Percentage of Equalized Valuation | Rank |
| Caterpillar Tractor Co. | \$ 11,595,424 | 0.65 % | 1 | \$ 13,449,707 | 0.80 % | 1 |
| Wal-Mart Stores Inc | 8,086,518 | 0.45 | 2 | 1,629,870 | 0.10 | 10 |
| Inland Western Oswego Douglass, & RPAI Oswego Gerry Centennial LLC | 7,821,543 | 0.44 | 3 | 6,145,420 | 0.37 | 3 |
| Aurora at Summerfield % The Connor Group | 5,933,427 | 0.33 | 4 | - | - | - |
| G&I VII Farmington Lakes, LLC | 5,232,066 | 0.29 | 5 | 5,610,719 | 0.33 | 4 |
| Richport Property Prairie Market | 4,514,261 | 0.25 | 6 | - | - | - |
| Meijer Stores Ltd Partnership | 4,037,374 | 0.23 | 7 | - | - | - |
| Inland Real Estate Towne Crossing LLC | 2,813,911 | 0.16 | 8 | - | - | - |
| Stag Montgomery LLC | 2,709,745 | 0.15 | 9 | - | - | - |
| Fox River Foods, Inc. | 2,702,098 | 0.15 | 10 | 1,801,674 | 0.11 | 9 |
| Gables - Aurora LLC | - | - | - | 6,232,990 | 0.37 | 2 |
| Target Corporation | - | - | - | 2,841,499 | 0.17 | 5 |
| Home Depot USA | - | - | - | 2,835,779 | 0.17 | 6 |
| 2001 Baseline Road LLC | - | - | - | 2,680,589 | 0.16 | 7 |
| Freeport Farm and Fleet Inc. | - | - | - | 2,069,107 | 0.12 | 8 |
| TOTAL | <u>\$ 55,446,367</u> | <u>3.10 %</u> | | <u>\$ 45,297,354</u> | <u>2.70 %</u> | |

EAV - 2016

\$ 1,788,565,064

\$ 1,680,608,259

Source: Kendall, Kane and Will County Clerk's and Assessor's Offices.

COMMUNITY UNIT SCHOOL DISTRICT 308

PROPERTY TAX LEVIES AND COLLECTIONS

LAST TEN FISCAL YEARS

| Tax Levy Year | Extension | Collections within the Fiscal Year of the Levy | | Collections in Subsequent Years | Total Collections to Date | |
|---------------------|---------------|---|-----------------------|---------------------------------------|---------------------------|-----------------------|
| | | Amount | Percentage of Levy | | Amount | Percentage of Levy |
| 2016 | \$124,664,603 | \$62,817,811 | 50.39 % | - | \$62,817,811 | 50.39 % |
| 2015 | 123,389,611 | 60,814,966 | 49.29 | 62,521,207 | 123,336,173 | 99.96 |
| 2014 | 126,462,875 | 63,894,259 | 50.52 | 62,422,873 | 126,317,132 | 99.88 |
| 2013 | 126,272,652 | 63,446,232 | 50.25 | 62,729,639 | 126,175,871 | 99.92 |
| 2012 | 125,535,497 | 62,708,693 | 49.95 | 62,469,982 | 125,178,675 | 99.72 |
| 2011 | 122,028,988 | 60,394,985 | 49.49 | 61,541,441 | 121,936,426 | 99.92 |
| 2010 | 115,161,272 | 56,937,769 | 49.44 | 58,111,753 | 115,049,522 | 99.90 |
| 2009 | 104,706,040 | 50,536,049 | 48.26 | 53,941,413 | 104,477,462 | 99.78 |
| 2008 | 102,112,391 | 18,246,191 | 17.87 | 83,719,863 | 101,966,054 | 99.86 |
| 2007 | 96,790,821 | 16,405,301 | 16.95 | 80,300,222 | 96,705,523 | 99.91 |

Source: Kendall, Kane and Will County Clerk's Office, Department of Tax Extensions.

COMMUNITY UNIT SCHOOL DISTRICT 308

OUTSTANDING DEBT BY TYPE LAST TEN FISCAL YEARS

| Year Ended June 30, | Governmental Activities | | | | Total Primary Government | Equalized Assessed Valuation | Percentage Equalized Assessed Valuation | |
|---------------------------|--------------------------------|---------------------------------|-------------------|---|--------------------------------|------------------------------------|--|---|
| | General Obligation Bonds | Alternative Revenue Bonds | Capital Leases | School Technology Revolving Loan | | | | |
| 2017 | \$389,835,893 | \$ - | \$ 299,209 | \$ - | \$390,135,102 | \$ 1,788,565,064 | 21.81 | % |
| 2016 | 390,047,896 | 420,000 | 588,990 | - | 391,056,886 | 1,682,140,200 | 23.25 | |
| 2015 | 402,044,974 | 805,000 | 869,641 | - | 403,719,615 | 1,602,258,331 | 25.20 | |
| 2014 | 411,906,520 | 1,160,000 | - | - | 413,066,520 | 1,606,525,668 | 25.71 | |
| 2013 | 426,323,901 | 1,495,000 | - | - | 427,818,901 | 1,707,146,287 | 25.06 | |
| 2012 | 433,831,328 | 1,800,000 | - | - | 435,631,328 | 1,834,211,896 | 23.75 | |
| 2011 | 390,760,501 | 2,210,000 | - | - | 392,970,501 | 1,972,953,736 | 19.92 | |
| 2010 | 367,555,568 | 2,620,000 | 1,242,990 | - | 371,418,558 | 2,069,561,527 | 17.95 | |
| 2009 | 373,152,898 | 3,005,000 | 1,955,171 | - | 378,113,069 | 2,018,240,080 | 18.73 | |
| 2008 | 379,082,290 | 3,360,000 | 1,754,044 | - | 384,196,334 | 1,913,811,698 | 20.07 | |

Note: Population information and personal income can be found with the Demographic and Economic Statistics.

Note: General obligation bonds from 2004 - 2012 are shown gross, general obligation bonds for 2013 and after are shown net of premiums, discounts, and deferred items on refunding.

Data Source : District's Annual Financial Statements.

| Percentage Personal Income | Per Capita |
|----------------------------------|------------|
| 15.46% | \$ 4,989 |
| 15.49 | 5,033 |
| 16.92 | 5,394 |
| 17.24 | 5,496 |
| 17.86 | 5,693 |
| 18.19 | 5,797 |
| 38.01 | 9,844 |
| 35.92 | 9,304 |
| 36.57 | 9,472 |
| 37.16 | 9,624 |

COMMUNITY UNIT SCHOOL DISTRICT 308
COMPUTATION OF DIRECT AND OVERLAPPING GOVERNMENTAL ACTIVITIES DEBT
JUNE 30, 2017

| | Debt Outstanding | Estimated Percentage Applicable (1) | Estimated Share of Direct and Overlapping Debt |
|--|---------------------|---|--|
| Overlapping Districts*: | | | |
| Will County | \$289,885,000 | 1.56% | \$ 4,522,206 |
| Kendall County Forest Preserve District | 32,585,000 | 51.50% | 16,781,275 |
| Will County Forest Preserve | 114,243,575 | 1.56% | 1,782,200 |
| Kane County Forest Preserve | 116,465,000 | 0.16% | 186,344 |
| City of Aurora | 147,035,000 | 10.32% | 15,174,012 |
| City of Joliet | 7,435,000 | 0.06% | 4,461 |
| Village of Montgomery | 17,315,000 | 48.82% | 8,453,183 |
| Village of Oswego | 49,320,000 | 98.20% | 48,432,240 |
| Village of Plainfield | 27,490,000 | 9.25% | 2,542,825 |
| Fox Valley Park District | 38,585,000 | 9.96% | 3,843,066 |
| Joliet Park District | 22,485,000 | 0.08% | 17,988 |
| Oswegoland Park District | 7,135,000 | 97.22% | 6,936,647 |
| Plainfield Park District | 2,678,000 | 1.09% | 29,190 |
| Oswego Public Library District | 6,815,000 | 87.09% | 5,935,184 |
| Community College District Number 502 | 176,755,000 | 0.01% | 17,676 |
| Community College District Number 516 | 62,810,000 | 20.02% | 12,574,562 |
| Community College District Number 525 | 76,660,000 | 0.05% | 38,330 |
| Total overlapping debt | | | <u>127,271,389</u> |
| District direct debt | 390,467,896 | 100.00 | <u>390,467,896</u> |
| Total direct and overlapping debt | | | <u>\$ 517,739,285</u> |

(1) The percentage of overlapping debt applicable is estimated using taxable property values. Applicable percentages were estimated by determining the portion of another governmental unit's taxable value that is within the District's boundaries and dividing it by each unit's total taxable value.

Sources: Official Statement, General Obligation Refunding School Bond Series March 2016

* The outstanding debt provided for the Overlapping Districts is as of July 25, 2017.

COMMUNITY UNIT SCHOOL DISTRICT 308**LEGAL DEBT MARGIN INFORMATION****LAST TEN FISCAL YEARS**

| | 2008 | 2009 | 2010 | 2011 |
|---|----------------|----------------|----------------|----------------|
| Debt limit | \$ 403,648,016 | \$ 413,912,305 | \$ 394,590,747 | \$ 253,121,242 |
| General obligation bonds | 379,082,290 | 373,152,898 | 367,555,568 | 390,760,501 |
| Capital lease | - | - | - | - |
| Less: accreted interest | (10,768,942) | (16,091,230) | (22,436,567) | (26,718,491) |
| Less: referendum debt | (166,193,396) | (166,193,396) | (166,193,396) | (183,638,062) |
| Total net debt applicable to limit | 202,119,952 | 190,868,272 | 178,925,605 | 180,403,948 |
| Legal debt margin | \$ 201,528,064 | \$ 223,044,033 | \$ 215,665,142 | \$ 72,717,294 |
| Total net debt applicable to the limit as a percentage of debt limit | 50.07% | 46.11% | 45.34% | 71.27% |

Note: Legal debt margin from 2002-2007 was 20.0% and from 2008 and on was 13.8%

Note: On November 7, 2006 the voters of the District approved a referendum providing for the issuance of \$450,000,000 in general obligation bonds for the purpose of building and equipping one new high school building, four new junior high school buildings, eight new elementary school buildings, an early childhood building, a maintenance building, a transportation facility, additions to existing school buildings, and alter, repair, equip, and provide technology improvements to existing buildings. Based on provisions specifically added for the District to the School Code of the State of Illinois Section 19-1, the bonds issued in the current year and future years related to this referendum are not subject to the District's legal debt limitation. Of the general obligation bonds outstanding at June 30, 2017, \$225,998,062 is not subject to the District's legal debt limitation.

| 2012 | 2013 | 2014 | 2015 | 2016 | 2017 |
|----------------|----------------|----------------|----------------|----------------|---------------|
| \$ 235,586,188 | \$ 221,700,542 | \$ 221,700,542 | \$ 221,112,257 | \$ 232,135,348 | \$246,821,979 |
| 433,831,328 | 420,455,912 | 407,244,111 | 392,572,453 | 368,437,127 | 369,228,225 |
| - | - | - | 869,641 | 588,990 | 299,209 |
| (31,670,306) | (35,685,561) | (38,078,301) | (41,524,336) | (36,318,622) | (40,929,273) |
| (235,563,062) | (233,613,062) | (221,973,062) | (204,528,062) | (227,108,062) | (225,998,062) |
| 166,597,960 | 151,157,289 | 147,192,748 | 147,389,696 | 105,599,433 | 102,600,099 |
| \$ 68,988,228 | \$ 70,543,253 | \$ 74,507,794 | \$ 73,722,561 | \$ 126,535,915 | \$144,221,880 |
| 70.72% | 68.18% | 66.39% | 66.66% | 45.49% | 41.57% |

Legal Debt Margin Calculation for Fiscal 2017

Assessed Value \$1,788,565,064

Debt limit percentage 13.8%

Debt limit 246,821,979

Debt applicable to limit 102,600,099

Legal debt margin \$ 144,221,880

COMMUNITY UNIT SCHOOL DISTRICT 308

PRINCIPAL EMPLOYERS CURRENT YEAR AND TEN YEARS AGO

| Employer | 2017 | | | 2007 | | |
|-------------------------------------|----------------------------|------|------------------------|----------------------------|------|------------------------|
| | Number of Employees (1) | Rank | Percentage of Total | Number of Employees (1) | Rank | Percentage of Total |
| Caterpillar, Inc. | 2,300 | 1 | 7.7% | 3,000 | 2 | 10.0% |
| CUSD 308 | 2,023 | 2 | 6.7% | 1,420 | 4 | 4.7% |
| Rush-Copley Medical Center | 2,000 | 3 | 6.7% | 1,400 | 5 | 4.7% |
| Aurora West School District 129 | 1,612 | 4 | 5.4% | 1,514 | 3 | 5.0% |
| Aurora East School District 131 | 1,320 | 5 | 4.4% | 1,300 | 6 | 4.3% |
| Presence Mercy Medical Center | 1,300 | 6 | 4.3% | 945 | 9 | 3.2% |
| City of Aurora | 1,280 | 7 | 4.3% | 1,271 | 7 | 4.2% |
| Dreyer Medical Clinic | 1,200 | 8 | 4.0% | 1,000 | 8 | 3.3% |
| School District 204 | 1,200 | 9 | 4.0% | - | - | - |
| Hollywood Casino Joliet | 1,010 | 10 | 3.4% | - | - | - |
| CB & I Constructors, Inc. | - | - | - | 700 | 10 | 2.3% |
| Community Cons. School District 202 | - | - | - | 3,386 | 1 | 11.3% |
| | <u>15,245</u> | | | <u>15,936</u> | | |

Source: 2016 Illinois Manufacturers Directory, 2016 Illinois Services Directory, The Village of Oswego 2016 and the City of Aurora Financial Audit Report.

COMMUNITY UNIT SCHOOL DISTRICT 308

DEMOGRAPHIC AND ECONOMIC STATISTICS LAST TEN CALENDAR YEARS

| Calendar Year | Estimated Population | Personal Income | Per Capita Personal Income | Unemployment Rate | | | | | |
|---------------|----------------------|------------------|----------------------------|-------------------|---|-------------|---|-------------|---|
| | | | | Kendall County | | Kane County | | Will County | |
| 2016* | 78,195 | \$ 2,522,727,090 | 32,262 | 5.2 | % | 5.5 | % | 6.1 | % |
| 2015* | 77,693 | 2,524,867,114 | 32,498 | 5.1 | | 5.8 | | 6.0 | |
| 2014 | 77,942 | 2,437,713,992 | 31,276 | 6.3 | | 7.0 | | 7.4 | |
| 2013 | 74,841 | 2,385,631,716 | 31,876 | 8.3 | | 8.9 | | 9.4 | |
| 2012 | 75,151 | 2,395,287,823 | 31,873 | 7.5 | | 9.0 | | 8.7 | |
| 2011 | 75,151 | 2,395,287,823 | 31,873 | 8.7 | | 9.9 | | 10.1 | |
| 2010 | 75,151 | 2,395,287,823 | 31,873 | 9.5 | | 10.5 | | 10.7 | |
| 2009 | 39,919 | 1,033,898,873 | 25,900 | 10.0 | | 10.3 | | 10.2 | |
| 2008 | 39,919 | 1,033,898,873 | 25,900 | 5.8 | | 6.2 | | 6.1 | |
| 2007 | 39,919 | 1,033,898,873 | 25,900 | 4.5 | | 4.8 | | 4.7 | |

Note: Population and personal income information based on most recent census data on American FactFinder

* Estimated 2015-2016 population and per capita income from National Center for Education Statistics

Note: Unemployment rates are per Illinois Department of Employment Security, Economic Information and Analysis - 2013-2016 annual average county rates

COMMUNITY UNIT SCHOOL DISTRICT 308
FULL-TIME EQUIVALENT DISTRICT EMPLOYEES BY TYPE
LAST TEN FISCAL YEARS

| | Full-time Equivalent Employees as of June 30 | | | | | | | | | |
|----------------------------------|--|--------------|--------------|--------------|--------------|--------------|--------------|--------------|--------------|--------------|
| | 2017 | 2016 | 2015 | 2014 | 2013 | 2012 | 2011 | 2010 | 2009 | 2008 |
| Administration: | | | | | | | | | | |
| Superintendent | 1 | 1 | 1 | 1 | 1 | 1 | 1 | 1 | 1 | 1 |
| Assistant Superintendents | 2 | 3 | 3 | 3 | 3 | 3 | 3 | 3 | 3 | 3 |
| District Administrators | 42 | 25 | 22 | 13 | 12 | 8 | 15 | 10 | 17 | 13 |
| Principals and Assistants | 55 | 62 | 61 | 66 | 54 | 52 | 43 | 47 | 42 | 45 |
| Total Administration | 100 | 91 | 87 | 83 | 70 | 64 | 62 | 61 | 63 | 62 |
| Teachers: | | | | | | | | | | |
| K-6, Resource, Gifted | 411 | 414 | 418 | 444 | 473 | 463 | 382 | 433 | 421 | 400 |
| Middle and High School | 453 | 417 | 446 | 429 | 367 | 332 | 359 | 305 | 298 | 292 |
| Art, Music, P.E., Health | 112 | 131 | 86 | 133 | 123 | 123 | 112 | 112 | 112 | 103 |
| Special Education | 295 | 137 | 121 | 122 | 115 | 70 | 66 | 64 | 58 | 54 |
| Psychologists/OT/PT | 25 | - | - | - | - | - | - | - | - | - |
| Total Teachers | 1,296 | 1,099 | 1,071 | 1,128 | 1,078 | 988 | 919 | 914 | 889 | 849 |
| Other Supporting Staff: | | | | | | | | | | |
| Clerical 10/12 month | 114 | 106 | 104 | 100 | 128 | 93 | 92 | 96 | 97 | 93 |
| Aides | 378 | 227 | 166 | 117 | 147 | 142 | 127 | 170 | 169 | 145 |
| Custodians | 150 | 166 | 166 | 168 | 152 | 127 | 146 | 143 | 138 | 125 |
| Transportation, Tech, and Health | 217 | 235 | 237 | 237 | 210 | 221 | 198 | 200 | 194 | 185 |
| Total Other Supporting Staff | 859 | 734 | 673 | 622 | 637 | 583 | 563 | 609 | 598 | 548 |
| Grand total | 2,255 | 1,924 | 1,831 | 1,833 | 1,785 | 1,635 | 1,544 | 1,584 | 1,550 | 1,459 |

Source: District personnel records, Teacher Service Records on ISBE

COMMUNITY UNIT SCHOOL DISTRICT 308**OPERATING STATISTICS
LAST TEN FISCAL YEARS**

| Fiscal Year | Enrollment | Operating Expenditures | Percentage Change | | Cost Per Pupil | Expenses | Percentage Change | | Cost Per Pupil |
|----------------|------------|---------------------------|----------------------|---|----------------------|---------------|----------------------|---|----------------------|
| 2017 | 18,300 | \$244,414,312 | 10.67 | % | \$ 13,355.97 | \$271,652,639 | 7.12 | % | \$14,844.41 |
| 2016 | 18,216 | 220,842,408 | 8.26 | % | 12,123.54 | 253,600,249 | 8.78 | % | 13,921.84 |
| 2015 | 18,043 | 203,991,314 | 7.29 | | 11,305.84 | 233,138,086 | 5.62 | | 12,921.25 |
| 2014 | 17,932 | 190,127,574 | 8.66 | | 10,602.70 | 220,736,179 | 7.66 | | 12,309.62 |
| 2013 | 17,555 | 174,975,054 | 4.19 | | 9,967.25 | 205,034,193 | 3.89 | | 11,679.53 |
| 2012 | 16,708 | 167,930,946 | 8.63 | | 10,050.93 | 197,354,384 | 7.54 | | 11,811.97 |
| 2011 | 16,291 | 154,589,506 | 0.99 | | 9,489.26 | 183,519,221 | 2.85 | | 11,265.07 |
| 2010 | 15,736 | 153,067,500 | 0.06 | | 9,727.22 | 178,425,631 | (0.23) | | 11,338.69 |
| 2009 | 15,002 | 152,979,674 | 15.08 | | 10,197.29 | 178,832,502 | 13.83 | | 11,920.58 |
| 2008 | 14,347 | 132,936,071 | 18.48 | | 9,265.77 | 157,103,604 | 20.87 | | 10,950.28 |

Source: District records and financial statements.

N/A - Not Available

Note: Operating expenditures equal total expenditures less debt service and capital outlay.

COMMUNITY UNIT SCHOOL DISTRICT 308

CAPITAL ASSET INFORMATION LAST TEN FISCAL YEARS

| | 2008 | 2009 | 2010 | 2011 | 2012 | 2013 | 2014 |
|------------------------------|-----------|-----------|-----------|-----------|-----------|-----------|-----------|
| <u>Schools</u> | | | | | | | |
| Buildings | 30 | 30 | 30 | 30 | 32 | 32 | 23 |
| Square Feet | 2,939,703 | 2,939,703 | 2,939,703 | 2,939,703 | 3,120,975 | 3,120,975 | 3,286,777 |
| Capacity | 22,884 | 22,884 | 22,884 | 22,884 | 22,884 | 22,884 | 22,884 |
| Enrollment | 14,347 | 15,002 | 15,736 | 16,291 | 16,708 | 17,555 | 17,932 |
| <u>Administrative</u> | | | | | | | |
| Buildings | 1 | 1 | 1 | 1 | 1 | 1 | 10 |
| Square Feet | 16,403 | 16,403 | 16,403 | 16,403 | 16,403 | 16,403 | 83,703 |
| <u>Athletics</u> | | | | | | | |
| Football fields | 2 | 2 | 2 | 2 | 2 | 2 | 2 |
| Soccer fields | 4 | 4 | 4 | 4 | 4 | 4 | 4 |
| Running tracks | 2 | 2 | 2 | 2 | 2 | 2 | 2 |
| Baseball/softball | 26 | 26 | 26 | 26 | 26 | 26 | 26 |
| Swimming pools | 1 | 1 | 1 | 1 | 1 | 1 | 1 |
| Playgrounds | 14 | 15 | 15 | 15 | 15 | 15 | 15 |

| 2015 | 2016 | 2017 |
|-----------|-----------|-----------|
| 23 | 23 | 23 |
| 3,361,983 | 3,361,983 | 3,361,983 |
| 22,884 | 22,884 | 22,884 |
| 18,043 | 18,216 | 18,216 |
| 5 | 5 | 5 |
| 49,000 | 49,000 | 49,000 |
| 2 | 2 | 2 |
| 12 | 12 | 12 |
| 2 | 2 | 2 |
| 25 | 25 | 25 |
| 1 | 1 | 1 |
| 19 | 19 | 19 |



Illinois State Board of Education

100 North First Street • Springfield, Illinois 62777-0001
www.isbe.net

James T. Meeks
Chairman

Tony Smith, Ph.D.
State Superintendent of Education

August 23, 2016

Dr. John Sparlin
Superintendent
CUSD 308
4175 State Route 71
Oswego, IL 60543

Dear Dr. Sparlin:

RE: 24-047-3080-26

The Federal and State Monitoring staff has examined the records related to the programs detailed in the enclosed Audit Adjustments Summary Report. Also enclosed is the audit report that explains the findings and reasons for adjustment(s). The audit adjustment(s) noted will be forwarded to the Division of Funding and Disbursement Services for application to future claims.

We appreciate the courtesies and cooperation extended to our staff. If you have any questions, please contact Federal and State Monitoring Division at 217/782-7970.

Sincerely,

A handwritten signature in green ink, appearing to read "Matthew Ulmer".

Matthew Ulmer
Division Administrator
Federal and State Monitoring

cc: Hon. Chris D. Mehochko
Matt Bauman – Eoard President

**Illinois State Board of Education
Federal and State Monitoring
100 North First Street
Springfield, Illinois 62777-0001
217/782-7970**

August 23, 2016

CUSD 308

RCDT # 24-047-3080-26

Audit Adjustment Summary Report

| Fiscal Year | School Year | Revenue Code | Program Name(s) | Audit Adjustment | Written Response Required (Yes/No) |
|--------------------|--------------------|---------------------|---|-------------------------|---|
| 2015 | 2013-2014 | 3001-00 | General State Aid - Sec. 18-8 | (\$1,280,536) | No |
| 2015 | 2013-2014 | 3110-00 | Special Ed. - Personnel | \$0 | No |
| 2015 | 2013-2014 | 3120-00 | Special Ed. - Orphanage - Individual | (\$63,400) | No |
| 2015 | 2013-2014 | 3500-00 | Transportation - Regular and Vocational | (\$723,500) | No |
| 2015 | 2013-2014 | 3510-00 | Transportation - Special Education | \$662,172 | No |
| 2015 | 2014-2015 | 3705-00 | Early Childhood - Block Grant | (\$41,346) | No |

**Illinois State Board of Education
Federal and State Monitoring
100 North First Street
Springfield, Illinois 62777-0001
217/782-7970**

August 23, 2016

CUSD 308

RCDT# 24-047-3080-26

Audit Report

This Audit Report encompasses an evaluation of the accountability of program revenues, expenditures, fiscal internal controls and programmatic compliance for the following programs:

- General State Aid
- Special Education – Personnel
- Special Education – Orphanage
- Transportation – Regular and Vocational
- Transportation – Special Education
- Early Childhood Block Grant

Discussion with Management

The results of the audit were discussed on May 13, 2016 with:

| Name | Position |
|-------------|---------------------|
| Jeff Ryder | Director of Finance |

The Illinois State Board of Education was represented by Jamaica D. Canady.

| Fiscal Year of Payment | School Year | Program Name | Revenue Code |
|------------------------|-------------|-------------------------------|--------------|
| 2015 | 2013-2014 | General State Aid - Sec. 18-8 | 3001-00 |

General State Aid (GSA) is provided to school districts in order to provide unrestricted funding to supplement funding for Elementary and Secondary Education. School Districts access this funding by filing an annual claim with the Illinois State Board of Education. The claim is based upon a number of factors including the Equalized Assessed Valuation in the district, the amount of Available Local Resources and Average Daily Attendance of the students in the district.

FSM Objective for Testing General State Aid:

The objective of our audit of the GSA Claim is to test on a sample basis to determine that the claim was completed in compliance with approved rules. As part of the testing process we determine that the district has maintained adequate documentation to support the claim that was filed, with emphasis on the data to support the Average Daily Attendance reported in the claim.

Finding #1 The school district's summary for attendance computation was incorrect. The school district did not account for claimable early childhood students who met the requirements to be claimed for the 2013-2014 school year. Auditor also adjusted for a clerical error that affected the best three months. Auditor reviewed calendars for kindergarten and early childhood and made the proper adjustments. The effects to the claim are as follows:

| Cause for Adjustment | Adjustment to ADA | Dollar Impact per ADA (Per Pupil ADA equals \$6,119) |
|--|-------------------|---|
| Clerical Error in Best Three Months | (285.07) | (\$1,744,343.33) |
| Calendar Conversion - Early Childhood and Kindergarten | 27.92 | \$170,842.48 |
| Claimable Early Childhood students not claimed | 14.30 | \$87,501.70 |
| Poverty Grant Adjustment | | \$17,006.37 |
| General State Aid Total Adjustment: | | (\$1,468,993) |

Recommended Corrective Action The school district must ensure that the summary for attendance computation is correct.

Audit Adjustment

| Per Audit | Per Claim | (Over Claim) Under Claim |
|------------------------|--------------|-----------------------------|
| \$49,394,999 | \$50,863,992 | (\$1,468,993) |
| Proration of 87.17103% | | (\$1,280,536) ^a |

Technical assistance questions regarding the General State Aid claim and computation should be directed to the Division of State Funding and Forecasting at 217/782-0249.

Questions regarding the application of financial adjustments or requests to spread the adjustment over three years should be directed to the Division of Funding and Disbursement Services at 217/782-5256.

Forward any related questions to the audit findings directly to:

Matthew Ulmer, Division Administrator
Illinois State Board of Education
Federal and State Monitoring
C-220
100 North First Street
Springfield, Illinois 62777-0001

217/782-7970

| Fiscal Year of Payment | School Year | Program Name | Revenue Code |
|-------------------------------|--------------------|-------------------------|---------------------|
| 2015 | 2013-2014 | Special Ed. - Personnel | 3110-00 |

The Special Education Personnel Reimbursement is intended to provide funding for school districts and special education cooperatives employing the necessary staff to serve children and youth with disabilities, ages 3 to 21 years old. Staff that is employed for these specialized purposes includes teachers, social workers, nurses, psychologists, counselors, physical and occupational therapists, individual or classroom aides, readers, administrators, and other staff assigned to work in the area of special education. The State reimburses local school districts and special education cooperatives \$9,000 per certified staff and \$3,500 for non-certified staff employed on a full time basis for the school year, depending on the final reimbursement level. The school districts and special education cooperatives access this funding by filing an annual claim with the Illinois State Board of Education.

FSM Objective for Testing Special Education Personnel Reimbursement Claim:

The objective of our audit of the Special Education Personnel Claim is to test on a sample basis to determine that the claim was completed in compliance with approved rules. As part of the testing process we determine that the district has maintained supporting documentation to support the claim that was filed, with emphasis on the salaries paid, the full time equivalents (FTE's) of the staff and amount of off-setting federal funds received.

Finding #1 The LEA did not report the amount of Federal funds used for salaries of personnel claimed for Special Education Personnel Reimbursement correctly. The LEA did not account for federal funds received for special education salaries from the Federal Special Education – I.D.E.A – Flow Through (4620-00) grant for the 2013-2014 school year.

Recommended Corrective Action The LEA must report the amount of Federal funds used for salaries of personnel claimed for Special Education Personnel Reimbursement correctly.

Audit Adjustment

| Per Audit | Per Claim | (Over Claim) Under Claim |
|------------------|------------------|-------------------------------------|
| \$1,097,160 | \$1,097,160 | \$0 |

Please contact Tim Imler, Division Administrator, Funding & Disbursement Services for technical assistance at 217/782-5256.

Forward any related questions to the audit findings directly to:

Matthew Ulmer, Division Administrator
Illinois State Board of Education
Federal and State Monitoring
C-220
100 North First Street
Springfield, Illinois 62777-0001

217/782-7970

| Fiscal Year of Payment | School Year | Program Name | Revenue Code |
|-------------------------------|--------------------|--------------------------------------|---------------------|
| 2015 | 2013-2014 | Special Ed. - Orphanage - Individual | 3120-00 |

Finding #1 The LEA overstated allowable expenditures on the Special Education Tuition Cost Sheet. Documentation for special education cost sheets for students in district programs did not sufficiently account for all information claimed for the 2013-2014 school year. Auditor allowed expenditures for which documentation was sufficient and reduced the education cost to the per capita for students in which documentation was insufficient.

Recommended Corrective Action The LEA must claim only allowable expenditures on the Special Education Tuition Cost Sheet.

Audit Adjustment

| Per Audit | Per Claim | (Over Claim) Under Claim |
|------------------|------------------|-------------------------------------|
| \$156,644 | \$220,044 | (\$63,400) |

Please contact Tim Imler, Division Administrator, Funding & Disbursement Services for technical assistance at 217/782-5256.

Forward any related questions to the audit findings directly to:

Matthew Ulmer, Division Administrator
 Illinois State Board of Education
 Federal and State Monitoring
 C-220
 100 North First Street
 Springfield, Illinois 62777-0001

217/782-7970

| Fiscal Year of Payment | School Year | Program Name | Revenue Code |
|-------------------------------|--------------------|---|---------------------|
| 2015 | 2013-2014 | Transportation - Regular and Vocational | 3500-00 |
| 2015 | 2013-2014 | Transportation - Special Education | 3510-00 |

The transportation funding is to provide reimbursement to local education agencies that transport students who reside 1.5 miles or more from their attendance center, reside less than 1.5 miles with an approved safety hazard as determined by the Illinois Department of Transportation, attend a vocational program and are transported by their resident district during the school day or transport students with disabilities who have transportation needs. School Districts access this funding by filing an annual claim with the Illinois State Board of Education.

FSM Objective for Testing Student Transportation Claim:

The objective of our audit of the Student Transportation Claim is to test on a sample basis to determine that the claim was completed in compliance with approved rules. As part of the testing process we determine that the district has maintained supporting documentation to support the claim that was filed including but not limited to reporting allowable expenditures and are using the correct allocation methods for claimable expenditures.

Finding #1 The LEA did not allocate expenditures based upon the required allocation method. The district failed to allocate district expenses (salaries, benefits, purchased services and supplies) based on the ratio of miles traveled by district-owned vehicles only. In addition, contractual transportation expenses were not properly allocated based on vendor specific mileage.

Recommended Corrective Action The LEA must allocate expenditures based upon the required allocation method.

Finding #2 The LEA claimed non-reimbursable expenditures in categories other than non-reimbursable. The LEA reported expenses related to professional development/conferences, travel and food on line 14c – purchased services. In addition, office computers/equipment was reported on line 14f – supplies.

Recommended Corrective Action The LEA must not claim expenditures that are not claimable for transportation reimbursement in categories other than non-reimbursable.

Finding #3 The LEA overstated Transportation Fund expenditures as reconciled with the Annual Financial Report. Expenses reported on line 14b – benefits were overstated.

Recommended Corrective Action The LEA must not overstate Transportation Fund expenditures as reconciled with the Annual Financial Report.

Finding #4 The LEA understated Transportation Fund expenditures as reconciled with the Annual Financial Report. Expenses reported on line 14a – salaries were understated.

Recommended Corrective Action The LEA must not understate Transportation Fund expenditures as reconciled with the Annual Financial Report.

Finding #5 The LEA did not claim depreciation expense correctly. Auditor noted that there was a net understatement of claimable depreciation expense. In addition, the principal cost on four newly leased buses (Sequences 531-534) was not properly reported.

Recommended Corrective Action The LEA must claim depreciation expense correctly.

Finding #6 The LEA understated revenues as reconciled with the Annual Financial Report. The LEA failed to report revenue received from other districts, pupils/parents for transportation and field trip fees, federal grants (Title I) and the special education pupil orphanage claim.

Recommended Corrective Action The LEA must not understate revenues as reconciled with the Annual Financial Report.

Audit Adjustment

| Revenue Code | Per Audit | Per Claim | (Over Claim) Under Claim |
|--------------|-------------|-------------|-----------------------------|
| 3500-00 | \$2,725,656 | \$3,449,156 | (\$723,500) |
| 3510-00 | \$3,599,398 | \$2,937,226 | \$662,172 |
| Total: | \$6,325,054 | \$6,386,382 | (\$61,328) |

Please contact Tim Imler, Division Administrator, Funding & Disbursement Services for technical assistance at 217/782-5456.

Forward any related questions to the audit findings directly to:

Matthew Ulmer, Division Administrator
Illinois State Board of Education
Federal and State Monitoring
C-220
100 North First Street
Springfield, Illinois 62777-0001

217/782-7970

| Fiscal Year of Payment | School Year | Program Name | Revenue Code |
|------------------------|-------------|-------------------------------|--------------|
| 2015 | 2014-2015 | Early Childhood - Block Grant | 3705-00 |

The Early Childhood Block Grant (ECBG) supports two major programs, Preschool for All for children from 3 year olds to kindergarten enrollment age and Prevention Initiative for children birth to age three years. The Preschool for All (PFA) program provides at least 2.5 hours of high quality preschool, including comprehensive developmental screening, bachelors-level early childhood licensed teachers, and standards-aligned research-based curriculum. Prevention Initiative (PI) provides coordinated child development and family support services for at-risk infants and toddlers, including parent education and home visiting. The PFA and PI programs are intended for children who have been determined to be at risk for school failure as indicated by their families' high levels of poverty, illiteracy, unemployment, limited-English proficiency, or other need-related indicators.

FSM Objective for Testing Early Childhood Block Grant:

The objective of our fiscal review is to test on a sample basis that the funds are being used in accordance with the grant requirements. During this process we determine for our sample selected that the expenditures claimed were allowable, were approved in the budget submitted to Illinois State Board of Education Program Staff, expenditures were within the grant period, expenditures were supported by proper documentation and the expenditures were properly accounted for and recorded in the correct accounts.

Finding #1 The grant recipient did not submit accurate periodic expenditure reports. Review of the general ledger and expenditure report submitted through June 30, 2015 on July 1 2015 revealed that the grant recipient overstated and understated expenditures as follows:

| Function. Object - Description | Understated/(Overstated) |
|--|--------------------------|
| 1000.100 - Instruction - Salaries | (\$15,393) |
| 1000.200 - Instruction - Benefits | (\$24,644) |
| 1000.300 Instruction - Purchased Services | \$1,640 |
| 1000.400 - Instruction - Supplies | (\$4,779) |
| 2300.400 - General Administration - Supplies | \$1,000 |
| 2560.400 - Food Services - Supplies | \$7 |
| 3000.100 - Community Services - Salaries | \$338 |
| 3000.200 - Community Services - Benefits | (\$312) |
| 3000.300 - Community Services - Purchased Services | \$797 |
| Net Overstatement of Expenditures | (\$41,346) |

Recommended Corrective Action The grant recipient must submit accurate periodic expenditure reports.

Audit Adjustment

| Per Audit | Per Claim | (Over Claim) Under Claim |
|-----------|-----------|-----------------------------|
| \$747,202 | \$788,548 | (\$41,346) |

Please contact Cindy Zumwalt, Division Administrator, Early Childhood for technical assistance at 217/524-4835.

Forward any related questions to the audit findings directly to:

**Matthew Ulmer, Division Administrator
Illinois State Board of Education
Federal and State Monitoring
C-220
100 North First Street
Springfield, Illinois 62777-0001**

217/782-7970



July 24, 2017

TO: Tim Imler

Sent via email to : TIMLER@ISBE.net

FROM: Jeff Ryder, Director of Finance
CUSD 308. RCDT # 24-047-3080-26

RE: Audit Adjustments Payback Request

Dear Mr. Imler,

An audit of our FY 2014 State programs was concluded August 23, 2016. This audit resulted in a negative adjustment to our General State Aid in the amount of \$ 1,280,536. Reducing our GSA for FY 2018 by the full amount of this adjustment would present our district with a financial hardship.

We ask that the payback of \$ 1,280,536 be spread out over 3 years.

FY 2018 - \$ 426,845

FY 2019 - \$ 426,845

FY 2020 - \$ 426,846

Please direct your response to this request or any questions you may have to me so that I may inform our board, Superintendent and business manager.

Sincerely,

Jeff Ryder
Director of Finance
District Administrative Center
jryder@sd308.org
630.636.4644